



CITY OF VINCENT
ANNUAL REPORT
2011-2012

CITY OF VINCENT

"ENHANCING AND CELEBRATING OUR DIVERSE COMMUNITY"

Our Vision

The vision statement is what we are striving to become, what we will look like in the future. Based on accomplishing key strategic challenges and the outcomes of *Vincent Vision 2024*, the City's vision is:

A SUSTAINABLE AND CARING COMMUNITY BUILT WITH VIBRANCY AND DIVERSITY

Our Purpose

The purpose defines the business we are in. It describes our reason for being, and the services and products we provide. Our purpose is:

TO PROVIDE AND FACILITATE SERVICES FOR A SAFE, HEALTHY AND SUSTAINABLE COMMUNITY

Our Guiding Values

The guiding values of City of Vincent are those that describe how we want to operate, and all employees are strongly encouraged to align and work to these values.

Excellence & Service

We aim to pursue and deliver the highest possible standard of service and professionalism to the Vincent community.

Honesty & Integrity

We are honest, fair, consistent, accountable, open and transparent in our dealings with each other and are committed to building trust and mutual respect.

Caring & Empathy

We are committed to the wellbeing and needs of our employees and community and value each others' views and contributions.

Innovation & Diversity

We encourage creativity, innovation and initiative to realise the vibrancy and diversity of our vision.

Teamwork & Commitment

Effective teamwork is vital to our organisation and we encourage co-operation, teamwork and commitment within and between our employees and our business partners and community.

The City's Plan for the Future and Strategic Plan 2011-2016 was developed in consultation with major stakeholders including the local community, Council Members and City employees. The Plan for the Future and Strategic Plan incorporates the City's vision, purpose, guiding values and strategic objectives. The Strategic Plan addresses four strategic objectives:

Natural and Built Environment

Improve and maintain the natural and built environment and infrastructure

As a leader in environmental sustainability, the City continues to promote and enjoy a lifestyle which encourages and celebrates social and economic sustainability.

To ensure a sustainable community, the City provides and maintains our unique built environment.

Economic Development

Progress economic development with adequate financial resources

The City will pursue economic and development opportunities to ensure the future financial sustainability of the City and its business community.

Community Development

Enhance community development and well-being

The City is contributing to a positive future for its community by providing a safe environment that meets the changing expectations of our community.

The City will continue to develop facilities and programmes to meet the needs of our community whilst enhancing and celebrating our diversity.

Leadership, Governance and Management

Ensure good strategic decision-making, governance, leadership and professional management; supported by a positive and desirable workplace with technology for business improvement

The City will operate in a responsible, efficient and accountable manner using best practice in all our functions.

By ensuring that employees are informed and empowered, that there are clear lines of communication and encouraging employee participation at all levels of decision-making, the City will maintain good leadership through positive management.

The City recognises the importance of proactive, responsive and collaborative leadership and the development of organisational capabilities in achieving our objectives.

Throughout this Annual Report references are made to actions in the Plan for the Future and Strategic Plan 2009-2016 (shown in italics).



Mayor's Report	5
Chief Executive Officer's Report	8
Your Councillors	12
Council Information	14
Executive Officers	18
Chief Executive Officer's Division	20
Community Services	26
Corporate Services	41
Planning Services	48
Technical Services	53
Performance & Workload Indicators	61
Competition Principles Agreement	78
City Profile	79
City Map	82
Pie Charts	84
Financial Reports	86

2011/12 aims at delivering services and infrastructure across the entire community.



Your City has had another full-on year with numerous projects and initiatives over the 2011-12 financial year. We continued to deliver the traditional services and facilities through our regular programmes while also focusing on how we can develop our public spaces and facilities to create a more lively and sustainable urban environment.

Major Projects

Beatty Park

September 2011 saw Stage 1 of the \$17million Beatty Park redevelopment commence which – once completed in February 2013 - will see new pools and a spectacular new gym facility. Works will ensure that Beatty Park remains a modern leisure facility that is a financially sustainable asset for our City.

Mayor Hon. Alannah MacTiernan
Elected: Oct 2011
Retires: 2015

Hyde Park

At last, after seven years we now have a resolution for two Hyde Park projects. The Lakes Restoration Masterplan was finalised, and construction has now commenced on this significant environmental project. It is expected to take six months to complete. The project improves water quality, assisting fauna and vegetation to flourish and ensures we can maintain the aesthetic qualities of the lakes. Works also began to rebuild the Water Playground (now a great success).



Hyde Park Redevelopment: Mayor MacTiernan with Rick Lotznicker and Jeremy Van den Bok from Technical Services.

Vincent's Town Centres & Urban Villages

We are working on enlivening the public spaces of Vincent's fêted 'Urban Villages'. In this last year we have focused on Beaufort Street in Mount Lawley, providing a major public artwork commission, lighting, bus stop upgrades and public seating; some works have also been completed on Angove Street in North Perth.

Leederville in particular has fallen behind while awaiting the outcome of the Leederville Masterplan, due largely to the fallout from the Global Financial Crisis. However, this year the Council accelerated the progress on this project by funding professional expertise and further studies, plus committing personnel to create a Leederville Town Centre Enhancement Working Group.



Beaufort Street Festival

Community festivals are also big ticket items this year for our 'Urban Villages'. In this past financial year we financially sponsored the Beaufort Street and Angove Street Festivals and ran the William Street Festival, all of which have been very successful.

Planning & Heritage

The funding levels for our new Planning team significantly increased. The creation of a separate Planning Directorate (comprising planning and building services and strategic planning, sustainability and heritage services) and the position of a Director of Planning has improved the quality and timeliness of our decision making.

The North Perth Town Centre progressed with the City commissioning consultants to prepare a Masterplan which provides the direction for the future planning and development. In 2011, two workshops were held with the Town Centre's business and land owners to determine if the Masterplan was in line with community goals and desires. In June 2012, the Masterplan was advertised for comment.

Recognising Vincent's projected residential growth as a sought-after inner city municipality, the City commenced the implementation of the Car Parking Strategy's key recommendations and associated Precinct Parking Management Plans. A chief focus was additional paid parking in and around the commercial town centres of Leederville, North Perth, Mount Lawley and Perth - and these are creating reserve funds that will allow us to invest in upgrading these high-buzz areas.

Following *Vincent Vision 2024*, the City progressed the review of Town Planning Scheme No. 1 (TPS1), starting with an extensive review of the development controls and the zonings throughout Vincent. On 11 October 2011 the Council considered the review of TPS1 and resolved to forward the draft documents to the Western Australian Planning Commission for consent to advertise.

Heritage Services provides assistance in all areas of cultural heritage at the City, including subsidy schemes and funding assistance for heritage properties, offerings owners significant savings for maintenance and repair. The City's new Heritage Plaques program seeks to recognise and celebrate places of heritage interest.



Sustainability & the Environment

As Mayor I am committed to making our City green. The City adopted its *Sustainable Environment Strategy 2011-2016* which sets out achievable actions for the City over the next five years. Areas covered include air and emissions, water quality and consumption, greening Vincent and the 'reduce, reuse, recycle' mantra of our Waste Management team. We are totally reviewing the way we manage the City's waste.

In addition, key projects include the Hyde Park Lakes Restoration project which finally reached a conclusion, and the first year of Eco-zoning Implementation Plan at both Woodville and Ellesmere Reserves. The City also recently adopted a Sustainable Design Policy, which explains what the City expects builders and architects to aim to achieve in their buildings.

Works & Infrastructure

The Infrastructure Works Programme covered a comprehensive range of projects to maintain and replace the City's existing infrastructure. A number of Traffic Management projects were also implemented, a result of resident requests to the City.

The City funded Road Work Improvement projects as part of this year's Budget to Moir Street, Little Parry Street and the Beaufort/Brisbane Street intersection. The City continued to receive grant funding from both the State and Federal Governments through Main Roads, Black Spot and Roads to Recovery submissions.

Parks & Recreation

Works began on the Hyde Park Water Playground (completed October 2012). The new playground, which has long been a much-loved feature of Hyde Park, now has a new limestone building to house pool filters; new pumps, filters and control system for the recycled water; refurbished universal access toilet; universal access paths leading to the water playground and new water features, including tipping bells and water cannons.



Hyde Park Water Playground

Local Government Structural Reform

The Council made two submissions to the independent review panel formed by the State Government to consider structural reform in the Metropolitan area as part of its consultation process, the Council conducted a deliberative democracy forum in February 2012, whereby residents and business proprietors formulated a position for the future of the City of Vincent. The CEO and Mayor also attended a forum of all metropolitan Mayors and CEOs to consider a joint position to submit to the State Government, The Council subsequently resolved that to support the Western Australian Local Government's position of 15-20 Local Governments in the Perth Metropolitan region.

Proclamation of the City

The Town of Vincent was officially proclaimed a City on 1st July 2011, acknowledging our rapid population growth. A civic ceremony was held on 19 August whereby the Governor of WA, Malcolm McCusker, officiated at the ceremony to confer 'City' status.

Appreciation to previous Mayor and Councillors

On behalf of the Council, residents and ratepayers of the City, I sincerely thank the former Mayor, Nick Catania, for a record stint of 11 and a half years service and to Councillors for their previous terms: Sally Lake, eight years; Anka Burns, four years; Steed Farrell, eight years; and Tarryn Harvey, two years. The contribution that they have made to the City has been most significant.

Appreciation to Chief Executive Officer and staff

On behalf of the Council, residents and ratepayers of the City, I would like to thank our Chief Executive Officer, John Giorgi, and our Directors Rob Boardman, Mike Rootsey, Rick Lotznicker and Carlie Eldridge; and the City's staff for their dedication over the last twelve months.

I am looking forward to working on behalf of local residents, ratepayers, businesses and visitors to the City of Vincent.

Mayor Hon. Alannah MacTiernan

It is with pleasure that I report on a busy and most successful year. The City has continued to consolidate its position as a leading local government with significance and has been acknowledged as a leader in a number of areas. This success is a direct result of a concerted effort to develop the City's practices and procedures in order to meet the diverse needs of its ratepayers, residents and visitors, and the many expectations placed upon it.



Awards and Achievements

It is pleasing to report that the City continues to be recognised at a National and State level in a variety of areas. These include:

2011:

19 August 2011 - The Governor of WA and other dignitaries attended the official function for the proclamation of the City being conferred with City status.

2012:

March - *Healthy Communities Award* – State winner and National Finalist for local governments with a population over 15,000 residents. The award recognises local governments working to improve heart health through building a sense of community and encouraging people to be physically active.

June - *Australian Medical association (AMA) - Healthier WA Award*. The City was a Finalist for this Award.

Organisational Management

4.1 *Provide good strategic decision-making, governance, leadership and professional management*

Governance and Compliance

It is pleasing to again report that the City again did not report any governance or compliance issues, as reported to the Department of Local Government (DLG) in the Annual Compliance Return 2012. In addition, all auditors' reports were positive and did not identify any major concerns. It is considered that the governance and statutory compliance of the City is at a very high standard.

Organisational Restructure

As a result of a Council decision in November 2011, the CEO carried out an organisational restructure to create a separate Directorate for Planning Services and Community Services. Recruitment of a new Director Planning Services was carried expeditiously and successfully, by December 2011. The existing Director, Mr Boardman, accepted the position of Director Community Services.

Other changes have included:

- an increase in the Ranger and Community Safety Services Section to recruit additional officers for parking enforcement;
- recruitment of an additional Officer to co-ordinate arts and festivals; and
- a review of the Customer Service Section.

The above changes have resulted in alterations to the Administration and Civic Centre and the Rangers being relocated to operate from the City's works Depot. This has proven to be successful.

Plan for the Future/Strategic Plan

The Strategic Plan forms the basis of the City's strategic direction and includes many of the Annual Capital Works programs and provides guidance for the City's Administration. The Plan for the Future/Strategic Plan was completely reviewed in early 2011 and adopted by the Council on 14 June 2011. Quarterly reports were submitted to the Council. At the Council meeting held on 8 May 2012, approval was granted to defer the matter until October 2012. A complete review, including Community engagement, will be carried out by the due date of 30 June 2013.

Council Policies

The annual review of the Policy Manual continued. Six (6) policies were rescinded, seven (7) were re-adopted without change, seven (7) were re-adopted with amendments and five (5) new policies were adopted as follows:

New Policies:

- 1.1.8: Festivals;
- 1.1.9: Public Murals;
- 3.9.5: Parking Controls;
- 4.1.35: Social Media;
- 4.2.13: Design Advisory Committee.



City of Vincent Administration & Civic Centre

Delegated Authority Register

The CEO carried out a comprehensive review of the Council's Delegated Authority Register which resulted in a more concise and detailed Register. This was adopted by the Council on 26 July 2011.

Local Laws

The complete review of all local laws was carried out in-house in 2009. The Local Government Act statutory review will therefore not be necessary for another five years. Significant amendments were made to the City's Parking Local Law, as a result of the implementation of the Car Parking Strategy and two amendments to the Dogs Local Law.

Local Government Structural Reform/Amalgamations

At the time of writing this report, it is understood that the Independent Review Panel has provided its report to the Minister for Local Government concerning a review of the Metropolitan local government boundaries and structural reform. Several information sessions were attended by the Mayor and CEO in late 2011 and mid 2012. A number of reports were submitted to the Council.

Infrastructure Redevelopment

- 1.1.4 *Enhance and maintain the City's infrastructure, assets and community facilities to provide a safe, sustainable and functional environment*

Leederville Masterplan

- 2.1.4(a) *Implement the Leederville Masterplan and ensure it achieves triple bottom line objectives*

This matter was originally reported to the Special Meeting of Council held on 2 July 2008. The Council approved of a Peer Review of the Masterplan objectives and this was reported to the Council on 10 July 2012. Slow progress has been achieved in this project, as the State Government now require a Structure Plan. It is aimed to progress the project during the forthcoming year.

Rectangular Sports Stadium

1.1.4(g) Finalise the lease of the Stadium to the State Government

On 21 May 2010 the State Government announced an \$82.5 million redevelopment of the Stadium. Numerous meetings have been held with the various stakeholders, including the Minister for Sport and Recreation Department, Rugby WA, Perth Glory Football Club and the City's Stadium Manager-Allia Venue Management. A number of progress reports were submitted to the Council.

Redevelopment and new Eastern and Southern Stands

At the time of writing this report the project has been increased in value to \$97 million and construction works commenced. A tender was called for the disposal of surplus items and this was successfully carried out. The City of Greater Geraldton tendered for the light towers and associated equipment and Football West tendered for the temporary eastern stand and perimeter seating. Negotiations are still proceeding for a price on the lighting and all items were removed at no cost to the City. The project is aimed to be completed by March 2013.



Perth Oval.

Heritage Gates

As part of the lease negotiations, the State was required to carry out restoration of the State Listed Heritage Gates. A contract valued at \$150,000 was let and restoration works were well advanced, thereby saving the City this amount of money.

Lease Negotiations

In late 2010, the City entered into formal discussions with the State Government concerning a long term lease (25 years, plus 25 year option) for the Stadium. The negotiations were very complex and protracted and the CEO carried out the majority of these and only engaged solicitors towards the end to draft the actual lease. Savings in legal fees of approx \$100,000 were achieved to the City. The lease was signed on 13 March 2012 and the City received its \$5million on 15 March 2012.

The City no longer has any responsibility for costs at the stadium, again achieving significant cost savings to the City.

Beatty Park Leisure Centre Redevelopment

1.1.4(e) Implement the redevelopment of the Beatty Park Leisure Centre

The Council approved the tender for this project on 23 August 2011 and work is well progressed. More importantly, it is both on time and within budget. The indoor pools re-opened on 23 July 2012, with the outdoor pools due to open in late October and the new facilities in late December 2012. The geothermal project has been successfully completed and is waiting commissioning. Monthly reports have been submitted to the Council.



Beatty Park Leisure Centre site inspection, June 2012.

Centre Manager, Dale Morrissy; CEO, John Giorgi; Mayor MacTiernan; and Minister for Sport & Recreation, Hon. Terry Waldron.

Hyde Park Lakes Redevelopment

1.1.6(a)

Implement the Hyde Park Lakes Restoration Masterplan

As a result of further investigations, the Council resolved at a Special Meeting of the Council held on 20 June 2012 to approve of the Construction tender. At the time of writing this report, various site meetings have been held and work is anticipated to commence in September 2012.

Regional Councils

1.1.3

Take action to reduce the City's environmental impacts and provide leadership on environmental matters

Tamala Park Regional Council

The joint owners, being the Cities of Joondalup, Perth, Stirling, Vincent and Wanneroo and the Cities of Cambridge and Victoria Park formed a Regional Council to control the land (other than that leased to the Mindarie Regional Council). This Regional Council meets on a bi-monthly basis during the year and these meetings were attended by the Mayor and CEO.

Work continued on the future land holdings at Tamala Park, which is a 432 hectare land holding about 30kms from the Perth CBD. The value of this land is estimated at approximately \$20 million net; however its final value will depend on any subdivision layout determined by the landowners. A total of 252 hectares is currently leased to the Mindarie Regional Council for use as a Regional Waste Facility.

The CEO attends a monthly meeting with the other member CEOs and consultants to assist in the progressing of the sales and Subdivision. At the time of writing this report, a number of lots have been sold and the project is progressing very well.

Mindarie Regional Council

The Mindarie Regional Council (MRC), of which the City is a member along with the Cities of Cambridge and Victoria Park and Cities of Stirling, Perth, Joondalup and Wanneroo, purchased 100 hectares of land at Neerabup as a site to contain the proposed secondary waste treatment plant. The MRC meets on a bi-monthly basis and these were attended by the Chief Executive Officer and on occasions, the Director Technical Services.

In April 2010, the City of Stirling commenced Supreme Court action against the MRC and Member Councils, as a result of the new tipping fee structure. Progress reports on the matter were submitted to the Council. Numerous meetings have been attended to assist in the negotiations to finalise the City of Stirling's exit.

At the time of writing this report, a Submission was being finalised by the MRC for the Minister for Local Government to determine the financial details.

Appreciation

I am pleased that both staff and Council Members have worked together for the benefit of the City. I express my appreciation to Mayor Hon. Alannah MacTiernan (and former Mayor Nick Catania) and Councillors, to the Directors, Rob Boardman, Mike Rootsey, Rick Lotznicker and more recently to newly appointed Director, Carlie Eldridge, for their support during the year, and to the City's employees for their outstanding commitment and dedication in ensuring the future success of the City and making it a special place in which to live.



JOHN GIORGI

B.App.Sc. (Env Health), FEHA, FLGMA, JP

Grad.Cert. Public Sector Mgmt

CHIEF EXECUTIVE OFFICER

North Ward



*CR JOHN CAREY
Elected 2011
Retires: 2015*



*CR WARREN MCGRATH
Deputy Mayor
Elected 2009
Retires: 2013*



*CR JOSH TOPEBERG
Elected 2009
Retires: 2013*



*CR JOHN PINTABONA
Elected 2011
Retires: 2015*

South Ward



*CR ROSLYN HARLEY
Elected 2011
Retires: 2015*



*CR DUDLEY MAIER
Elected 2005-2009
Re-elected 2009
Retires: 2013*



*CR JULIA WILCOX
Elected 2011
Retires: 2015*



*CR MATT BUCKELS
Elected 2009
Retires: 2013*

Former Mayor



Mayor Nick Catania
(Retired 14 October 2011)

Former Councillors



CR ANKA BURNS
Elected 2007-2011
Retired 2011



CR SALLY LAKE
Elected 2003 – 2007
Re-elected 2007 - 2011
Retired 2011



CR TARYN HARVEY
Elected 2009 - 2011
Retired 2011



STEED FARRELL
Elected 2003-2007
Re-elected 2007-2011
Retired 2011

Council Meetings

Council Meetings were held at 6.00pm on the second and fourth Tuesday of each month at the Administration and Civic Centre, 244 Vincent Street (corner Loftus Street), Leederville. Special Meetings of Council were called to consider specific matters. The meetings are open to the public and there is a public question time at the beginning of the meeting.

Council Meeting Attendance 2011-2012

MEMBERS	ORDINARY COUNCIL MEETINGS ENTITLED TO ATTEND	ORDINARY COUNCIL MEETINGS ATTENDED	APOLOGIES	LEAVE OF ABSENCE	SPECIAL COUNCIL MEETINGS ENTITLED TO ATTEND	SPECIAL COUNCIL MEETINGS ATTENDED	APOLOGIES	LEAVE OF ABSENCE
Mayor Hon. Alannah MacTiernan <i>(from 18 October 2011)</i>	17	16	1	-	4	4	-	-
Cr Matt Buckels	24	22	1	1	6	5	1	-
Cr John Carey <i>(from 18 October 2011)</i>	17	13	1	3	4	4	-	-
Cr Roslyn Harley <i>(from 18 October 2011)</i>	17	14	1	2	4	2	1	1
Cr Dudley Maier	24	24	-	-	6	6	-	-
Cr Warren McGrath <i>(Deputy Mayor)</i>	24	23	-	1	6	5	1	-
Cr John Pintabona <i>(from 18 October 2011)</i>	17	17	-	-	4	4	-	-
Cr Joshua Topelberg	24	22	1	1	6	5	1	-
Cr Julia Wilcox <i>(from 18 October 2011)</i>	17	13	-	4	4	2	-	2

FORMER MEMBERS								
Mayor Nick Catania <i>(until 15 October 2011)</i>	7	4	1	2	2	2	-	-
Cr Anka Burns <i>(until 15 October 2011)</i>	7	6	1	-	2	2	-	-
Cr Steed Farrell <i>(until 15 October 2011)</i>	7	6	-	1	2	1	1	-
Cr Taryn Harvey <i>(until 15 October 2011)</i>	7	5	1	1	2	2	-	-
Cr Sally Lake <i>(Deputy Mayor - until 15 October 2011)</i>	7	7	-	-	2	2	-	-

Council Forum Attendance 2011-2012

MEMBERS	NO. OF FORUMS ENTITLED TO ATTEND	NO. OF FORUMS ATTENDED	APPROVED LEAVE OF ABSENCE	APOLOGIES RECEIVED
Mayor Hon. Alannah MacTiernan <i>(from 18 October 2011)</i>	6	5	-	1
Cr Matt Buckels	9	9	-	-
Cr John Carey <i>(from 18 October 2011)</i>	6	5	1	-
Cr Roslyn Harley <i>(from 18 October 2011)</i>	6	4	-	2
Cr Dudley Maier	9	9	-	-
Cr Warren McGrath <i>(Deputy Mayor)</i>	9	9	-	-
Cr John Pintabona <i>(from 18 October 2011)</i>	6	5	1	-
Cr Joshua Topelberg	9	5	-	4
Cr Julia Wilcox <i>(from 18 October 2011)</i>	6	5	1	-

FORMER MEMBERS				
Mayor Nick Catania <i>(until 14 October 2011)</i>	3	2	1	-
Cr Anka Burns <i>(until 14 October 2011)</i>	3	2	-	1
Cr Steed Farrell <i>(until 14 October 2011)</i>	3	1	-	2
Cr Taryn Harvey <i>(until 14 October 2011)</i>	3	0	-	3
Cr Sally Lake <i>(Deputy Mayor - until 14 October 2011)</i>	3	3	-	-

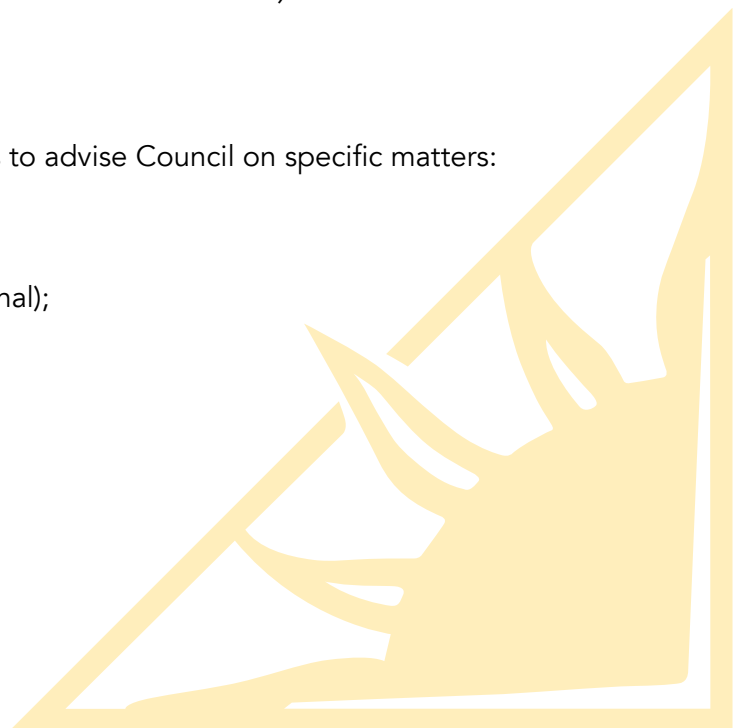
Committees to which the City has Delegates or Representatives

- Audit Committee (Delegates: Mayor MacTiernan (Chair); Cr McGrath; Cr Maier and; Cr Topelberg. Deputy: Cr Pintabona.)
- Development Assessment Panel (DAP) - Local Government Metro West (Delegates: Mayor MacTiernan and; Cr Maier. Deputies: Cr Topelberg and; Cr McGrath.)
- Foyer Oxford Community Reference Group (Delegates: Cr Buckels and; Manager Community Development. Deputy: Cr Wilcox.)
- Leederville Gardens (Inc) Retirement Estate Board of Management (Delegates: Mayor MacTiernan (Chair); Cr Harley and; Cr Maier; Director Community Services - non-voting; Director Corporate Services – non-voting and; Manager Community Development – non-voting. Deputy: Cr Wilcox (Chair).)
- Local Government Association - Central Metropolitan Zone (Delegates: Deputy Mayor Cr McGrath; Cr Harley and; CEO – non-voting. Deputy: CEO – voting for both Delegates.)
- Medibank Stadium (Leederville Oval) Ground Management Committee (Delegate: CEO (Chair). Deputy: Director Corporate Services.)
- Metropolitan Regional Road Group (MRRG) Central Technical Sub-Group (Cities of Perth, Subiaco and Vincent) (Delegates: Cr Pintabona and; Manager Asset & Design Services. Deputy: Nil.)
- Mindarie Regional Council (Delegates: Mayor MacTiernan and; CEO – non-voting. Deputy: Cr Maier*)
*NB: Council to separately appoint a Deputy to act for each occasion when the Member is unavailable due to an anomaly with the Local Government Act.
- North West District Planning Committee (Delegates: Cr Buckels and; Director Planning Services. Deputy: Cr Topelberg.)
- Stadium Advisory Committee (Delegates: Mayor MacTiernan and; CEO. Deputy: Deputy Mayor, Cr McGrath.)
- Swan River Trust (only matters relating to the City of Vincent) (Delegates: Cr Pintabona and; Director Planning Services or Director Technical Services. Deputy: Cr Buckels.)
- Swan River Trust - River Protection Strategy Advisory Committee (Delegates: Cr Buckels and; Manager Strategic Planning, Sustainability and Heritage Services. Deputy: Cr Pintabona.)
- Tamala Park Regional Council (Delegates: Mayor MacTiernan and; CEO – non-voting. Deputy: Cr Topelberg*) *NB: Council to separately appoint a Deputy to act for each occasion when the Member is unavailable due to an anomaly with the Local Government Act.)

Advisory Groups

The City also has the following Advisory Groups to advise Council on specific matters:

- Aboriginal Liaison and Reconciliation;
- Arts;
- Building Design and Conservation (Occasional);
- Garden Awards (Occasional);
- Healthy Vincent
- Integrated Transport;
- Local Business;
- Local History and Heritage;
- Safer Vincent Crime Prevention Partnership;
- School Principals' Liaison;
- Seniors;
- Sustainability;
- Universal Access; and
- Youth Advisory Council.



Good Governance

Audit Committee

The Audit Committee is formally appointed by the Council and assists Council and the City's administration to assure itself that within the organisation there are appropriate and effective accounting, auditing, internal control, business risk management, compliance and reporting systems, processes and practices. The Audit Committee did not identify any adverse findings for the financial year.

Local Government (Rules of Conduct) Regulations 2007

These regulations require the reporting of various offences by Council Members, as prescribed by the Regulations. Council Members must comply with their obligations under the *Local Government Act 1995* and subsidiary legislation. Complaints about Council Member conduct are to be made to the Complaints Officer who, in accordance with section 5.120, must be a designated senior employee. The City's Complaints Officer is the Chief Executive Officer. It is pleasing to report that for the 2010-2011 financial year no complaints were received concerning Council Members and, therefore, no reports were necessary.

Code of Conduct

The Council's Code of Conduct prescribes the standard of conduct and behaviour expected of the Council Members and all Employees.

The Council Code, which was originally adopted at the Ordinary Meeting of Council of 26 August 1996, has been reviewed on a regular basis. The current Code was re-adopted on 9 February 2010.

There were two minor complaints against a Councillor for a breach of the Code of Conduct. One complaint was upheld, however was satisfactorily resolved. The other complaint was unjustified.

Register of Financial Interests for Council Members and Senior Employees

The requirements of the *Local Government Act 1995* in reporting the financial interests of Council Members and Senior Staff were complied with.

This register was implemented on 1 July 1997 in accordance with the requirements of the *Local Government Act 1995*. It is held in the Chief Executive's office and is available for viewing by the public.

Public Interest Disclosure Act 2003

In accordance with the requirements of the *Public Interest Disclosure Act 2003*, the City has established procedures to facilitate the making of disclosures under the Act.

These procedures set out the processes in place in respect to protected disclosures generally, to protect people from reprisals for making protected disclosures, and to provide guidance on investigations.

In the financial year 2010-2011, no disclosures relating to improper conduct were made to the City and no disclosures were referred to the Ombudsman.

Privacy Rights and Legislation

The City views privacy compliance as an integral part of its commitment to accountability and integrity in all its activities and programmes. The City is committed to compliance with the laws that deal with personal and health information about individuals that is stored or received by it.

Consequently, the City will:

- only use personal information provided by an individual for the purposes for which it was collected and for any other authorised use;
- only disclose personal information to any third party (including other authorities) where authorised; and
- take all necessary measures to prevent unauthorised access or disclosure.

Freedom of Information Act

The City has been subject to the provisions of the *Freedom of Information Act* since its creation in 1994. The Act gives individuals and organisations a general right of access to information held by the City. It also provides the right of appeal in relation to decisions made by the City to refuse access to information applied for under the Act.

Equal Opportunity

The City supports, and is committed to, the achievement of its diversity management and equal opportunity goals. That means the City is continually aiming to ensure that it provides a workplace free from all forms of discrimination, harassment and bullying and that there is equality and fairness in all aspects of employment and customer service delivery in the organisation.

Policies, practices and services are adapted to meet the needs of a diverse and evolving community and the City reviews and updates all relevant policies annually to ensure they align with legislative requirements and the needs of the workforce.

These policies are:

- Equal Employment Opportunity Policy
- Workplace Bullying Policy
- Sexual Harassment Policy
- Internet Use and Email Policy.

Record-Keeping Plan

A Record-Keeping Plan meeting the requirements of the State Records Office was adopted by the Council. The Plan is comprehensive and addresses all requirements and was approved by the State Records Commission on 23 March 2009. Further information is provided in the Information Technology report.



Disability Access and Inclusion Plan

Local governments are required to prepare a Disability Access and Inclusion Plan in accordance with the prescribed standards for public access and infrastructure. The Plan is required to be submitted to the Disability Services Commission with project timetables that must be approved by the Commission. Further information is provided in the Community Development report.

The major responsibilities of the Executive Management Team are:

- Developing and reviewing specific strategies to support the adopted Strategic Plan
- Overseeing the preparation of the annual budget in conjunction with the City's operational areas
- Monitoring the progress of each of the City's operational areas towards attaining identified corporate goals, financial targets and non-financial performance indicators
- Implementation of Council decisions
- Overseeing and coordinating major projects.

The Executive Management Team meets formally each week.

Executive Management Team

Director Technical Services



Rick Lotznicker,
NZCE (Civil), Grad.Dip.Eng.,
MIPWEA

- Engineering Services
- Parks and Property Services
- Recycling and Waste Management
- Asset Management and Design Services
- Works Depot

Director Community Services



Robert Boardman,
P.Grad Dip. Health Admin
(Curtin), MAIEH, MLGMA

- Health Services
- Ranger and Community Safety Services
- Community Development
- Library and Local History Services

Chief Executive Officer



John Giorgi,
B.App.Sc. (Env Health),
FEHA, FLGMA, JP
Grad. Cert. Public Sector
Mgmt

- City Administration
- Mayor and Councillor Liaison
- Council Meetings
- Governance and Policies
- Civic Functions
- Corporate Planning
- Communications/Marketing
- Human Resources
- Citizenship

Director Corporate Services



Mike Rootsey,
CPA, B.Bus,
Post Grad (Accounting)

- Beatty Park Leisure Centre
- Financial Services
- Information Systems
- Customer Service Centre

Director Planning Services



Carlie Eldridge,
BArch(Hons), MEnvPlan,
GradCertMgmt,
GradDipBus-LocalGov, PIA,
LGMA

- Planning and Building Services
- Strategic Planning, Sustainability and Heritage Services

CHIEF EXECUTIVE OFFICER'S DIRECTORATE

Annie Smith
Human Resources

COMMUNITY SERVICES

Jacinta Anthony
Community Development

Jim MacLean
Ranger and Community Safety Services

Elizabeth Scott
Library and Local History Services

Scott Teymant
Health Services

CORPORATE SERVICES

Bee Choo Tan
Financial Services

Dale Morrissy
Beatty Park Leisure Centre

Hunrhu Kek
Information Technology

PLANNING SERVICES

Helen Smith
Planning and Building Services

Tory Young
Strategic Planning, Sustainability and Heritage Services

TECHNICAL SERVICES

Jeremy van den Bok
Parks and Property Services

Craig Wilson
Asset and Design Services

Con Economo
Engineering Operations

Human Resources

Manager: Annie Smith

About our Employees

The City continues to be committed to being an 'Employer of Choice' and recognises the important contribution to be made by an experienced and skilled workforce in achieving the City's goals. The City's premise is that to sustain a high level of performance, the City must provide an appropriate organisational environment, a means of ensuring the organisation is capable of meeting its goals, and the motivation to do so.

The City is also aware of the need for a strategy to support Council's commitment to sustainability and the responsible governance of economic, environmental and social issues. This requires a holistic approach to organisational health and well-being, safety, diversity and the implementation of programmes that support a work/life balance for its employees.

The City's Strategic Plan 2011 – 2016 – states at Key Result Area 4 - Promote employee performance, recognition, reward, satisfaction and wellbeing, and provide a safe and positive workplace.

- a. Finalise, adopt and implement a Workforce Plan.
- b. Ensure the organisation enhances and promotes Employee satisfaction, health, safety and wellbeing and promotes strategies to attract and retain employees and encourage career development.
- c. Review and continue to implement the City's Occupational Safety and Health Plan.
- d. Review and continue to implement the City's Equal Employment Plan.

Equal Opportunity

4.2.1(d) Review and continue to implement the City's Equal Employment Plan.

The City has corporate goals to raise the profile of equal opportunity and affirmative action within the organisation. These goals ensure that all employees enjoy a workplace that is free from harassment and discrimination and that they have access to a fair and efficient grievance review process.

The City's Equal Opportunity Management Plan 2012-2014 addresses the requirements of the *Equal Opportunity Act 1994*. These requirements state that the City is to develop EEO and Diversity goals and strategies based on the following three main outcomes:

- Our workplace is accountable and free from harassment;
- Our workplace is free from unlawful discrimination; and
- The City has strategies for EEO groups to increase the participation in our workplace.

Recruitment

The City's employee turnover for 2011-2012 has reduced from 16.13% to 12.9%. This compares favourably to the average turnover rate of 18% experienced by Metropolitan Local Governments in 2011-12. The reduction can be attributed to and indicative of the current economic climate and people electing for more stable and reliable employment.

In order to remain competitive in the market place and retain professional employees, the City adopted an Attraction and Retention Strategy which outlines the City's values, employment benefits, its commitment to equal employment opportunities, training and development, work/life balance, health and wellbeing of its employees and providing a safe work environment.

Staff Development and Training

The need to identify relevant training programs is essential if the City is to have an effective and highly skilled workforce capable of meeting current and future challenges.

The City supports the development and use of structured career path plans and recognises the need for investment in training and education. Career path planning shall be incorporated into performance appraisal process to identify employees' interests and personal aspirations within local government.



Education (being the acquisition of general, tertiary and professional skills and qualifications) is the responsibility of the individual employee. This does not preclude the employer from assisting an employee (e.g. study leave, assistance with tertiary fees) but such assistance is extended at the discretion of the employer is not an employee right.



Training (being the extension and/or enhancement of skills and knowledge to enable employees to be more effective in their jobs and/or to provide for future progression) is the joint responsibility of the City and the employee.

The City encourages the planning for employee development that makes optimum use of employees' demonstrated skills, attitudes and aspirations for their career.

The City has a comprehensive Study Leave and Financial Assistance Policy which provides for an employee to take paid study leave and also to receive a contribution towards the cost of such study.

The following policies have been adopted by the City:

- Career Development

To provide guidelines to enable open communication between employees and their managers on the planning of career development.

- Performance and Development

To ensure the efficient and effective performance of employees is managed and continually reviewed on an annual basis.

- Multi-Skilling

To establish guidelines to enable multi-skilling. It is recognised that multi-skilling has combined benefits for both the employer and the employee. The City is committed to ensuring that multi-skilling is introduced by agreement through consultation with all concerned.

- Training and Development

To establish training and development guidelines for the authorisation, payment and assistance for employee's training. The City actively encourages employees to attend training courses or further educations to enhance skills.

- Study Leave Assistance

To support and encourage the training and further education of employees in areas aligned with their respective positions/or related career goals.

- Conferences

To determine the guidelines, nature and extent of Council Members' and Employees' attendance or representation at conferences

During the year, a number of sessions in "Disability Awareness" Cultural Understanding and Awareness and Deafness Awareness were provided to all employees as well as various training courses, seminars, forums and conferences for individual employees.

Recognition of Employees

The Employee Recognition Policy formally recognises and thanks commendable employees for their contribution during their employment with the City in areas such as:

- Long and continuous employment – recognises employees who have completed 5, 10, 15 and 20 + years of service.
- Achievements – recognises an employee who has accomplished a significant achievement related to the performance of their duties.
- Annual Employee Awards – employees are nominated by fellow employees or members of the public.

Once again, the Annual Employee Awards was well supported and received this year.

Occupational Safety and Health

4.2.1(c) Review and continue to implement the City's Occupational Safety and Health Plan.

The City's Safety and Health Committee continued to meet on a regular basis throughout the year. Relevant training sessions, including safety inductions, are conducted on an ongoing basis for all employees.

In December 2011 the City adopted its second Occupational Safety and Health Management Plan which for 2012-2015. The aim of the Plan is to achieve best practice in occupational safety and health by building a safety culture dedicated to minimising risk and preventing injuries and ill health to employees, contractors and the general public – ensuring all can operate in a safe and healthy environment whilst at the workplace.

Workers' Compensation

The number of workers' compensation claims remained almost on par with the previous year with nine claims (in the previous year there were ten claims). While the number of claims was down by one, unfortunately there was a significant increase in the number of lost time days 13.8 days up to 83 days. This is due to two long term claims where the employee could not return to their normal duties and were unable to undertake alternative duties.

Employee Assistance Programme

4.2.1(b) Ensure the organisation enhances and promotes Employee satisfaction, health, safety and wellbeing and promotes strategies to attract and retain employees and encourage career development.

All employees of the City have access to an Employment Assistance Programme. This programme provides free confidential counselling to employees, Council Members and their immediate families. The utilisation of this programme during this financial year is down on previous years with a 2.6% attendance, totally five referrals overall.

Wellness

4.2.1(b) Ensure the organisation enhances and promotes Employee satisfaction, health, safety and wellbeing and promotes strategies to attract and retain employees and encourage career development.

The City offers a number of health and wellbeing programmes to its employees.

These include:

- Free immunisations for influenza, Hepatitis A and B, Whooping Cough and Tetanus
- Skin Cancer Screening
- Health Assessments
- Support for quitting smoking
- Yoga/relaxation
- Subsidised gym membership
- Injury prevention workshops
- Ergonomic assessments
- Access to blood pressure monitors
- Fresh Fruit Mondays

A majority of these programmes are funded by the City's insurers.



Industrial Relations

The City has continued to maintain an industrial dispute-free record, with no industrial disputes reported since the creation of the City on 1 July 1994.

About our Employees

Item	00/01	01/02	02/03	03/04	04/05	05/06	06/07	07/08	08/09	09/10	10/11	11/12
Full Time Equivalent Employees	176	182	184	192	192	192	196	196	196	186	186	186
Employee Turnover %	13.07	12.64	13.26	12.5	12.95	16.00	18.88	19.9	12.24	15.05	16.13	12.9
Absenteeism (Sick Leave only) – total number of days taken	706	708	888	845	972	1,113	1,118	1,151	963	1,191	1,040	973
Absenteeism (Carer's Leave only) – total number of days taken									72	90	129	142
Absenteeism (Carer's Leave & Sick leave) – average number of days per employee	2.65	3.89	4.91	4.4	5.08	5.77	5.7	5.87	5.44	6.88	6.29	5.99
Number of Workers' Compensation Claims	13	18	22	12	13	9	8	17	12	11	10	9
Lost Time Injury Days	10	50	1	0	5	0	0	14	13	107	13.8	83
Employee Assistance Programme – Utilisation (number of referrals)	5	11	9	10	18	4	7	5	5	10	8	5

Local Government (Administration) Regulations – Reporting of Salaries over \$100,000

The *Local Government (Administration) Regulations* require local governments to report in their annual reports the number of employees with a salary of \$100,000 or more and for the number to be shown in each band of \$10,000 over \$100,000.

Salary Range	Number of Employees Receiving Salary
\$100,000-\$109,999	9
\$110,000-\$119,999	1
\$120,000-\$129,999	0
\$130,000-\$139,999	0
\$140,000-\$149,999	4
\$150,000-\$159,999	0
\$160,000-\$169,999	0
\$170,000-\$179,999	0
\$180,000-\$189,999	0
\$190,000-\$199,999	0
\$200,000-\$209,999	1

Marketing & Communications

Marketing & Communications Officer: Shenade Unicomb

Marketing and Communications encompasses: traditional (print) and digital marketing (social media, e-newsletters); advertising; graphic design; branding; media liaison; promotions and public relations.

Marketing & Communications

The aim of Marketing & Communications is to maintain and enhance the profile of the City through strategic marketing and communications advice, and marketing/promotional campaigns and initiatives.

"3.1.3 Determine the requirements of the community and focus on needs, value, engagement and involvement"

"3.1.4 Continued implementation of the principles of universal access"

"4.2.1 Provide quality services with the best use of resources"

Recognising Vincent's diversity, various communication channels are utilised to engage and inform our various publics. The City continues to distribute the City of Vincent News – a quarterly newsletter distributed to 5,000 business post boxes and 15,000 residential letterboxes – aimed at disseminating interesting information from every department.

This traditional print marketing channel is complemented by an increased community use of web-based technology. New 'landing pages' for high-interest areas were created and used throughout all promotion material – eg: green, arts, youth. Extra buttons and navigational tools were added to improve the website's interface. As an indication of traffic, for the 2011-12 financial year, the City's website received 209,174 visitors, of which 111,071 were unique visitors (unique computers).

New marketing techniques drove further traffic to the website. Regular advertising was booked in both local newspapers utilising extra monies allocated in the budget. Again, these adverts promote the entire Council.

A new Style Guide was designed, providing a refreshing brand identity and graphic style that will be rolled out across all marketing communications. New procedures for graphic design, advertising and website maintenance were implemented to ensure this new style is reflected throughout marketing communications.

The City began using digital strategies to reflect our demographics and the changing nature of marketing industry, including electronic newsletters ('e-newsletters'), a cost-effective and timely communication method. Also in response to the community's digital inclination, the City will implement social media (at time of writing this had not been finalised). Despite this push towards online communication, the City continues to provide information in 'offline' formats.



"4.1.4 Focus on stakeholder needs, values, engagement and involvement"

Stakeholder relations is a key focus; communications are targeted to specific audiences using the most effective communication tools. Community consultation is also a priority; a new style of straight-forwardness and clarity has been introduced. Specific groups – eg: youth, arts, green – have been segmented as key markets and communications have been targeted to reach them.

Media relations is a primary focus. The City has a high media profile and continues to enjoy a close working relationship with local, state and national media outlets. Quick and clear responses are provided. Feedback shows we are a highly professional and responsive organisation, which ensures that the City receives good coverage. This year, the City moved to using free automatic Google media alerts and keeping digital (versus hardcopy) records of all media coverage.

Elections

An ordinary election was held within the City of Vincent on 15 October 2011 to elect three councillors for the North Ward and two for the South Ward. The results of the elections were:

MAYORAL

TOTAL ELECTORS		19,843	
TURNOUT RATE		36.24%	
CANDIDATES	VOTES	PERCENTAGE	EXPIRY OF TERM
MACTIERNAN, Alannah	4,493	62.81%	17 October 2015
LAKE, Sally	2,660	37.19%	
Total Valid Votes:	7,153	100%	

NORTH WARD

VACANCIES		(2) Councillors	
TOTAL ELECTORS		9,654	
TURNOUT RATE		33.62%	
CANDIDATES	VOTES	PERCENTAGE	EXPIRY OF TERM
WILCOX, Julia	1,594	27.68%	17 October 2015
HARLEY, Roslyn	1,416	24.59%	17 October 2015
ROSSI, Mark	1,389	24.12%	
DUNCAN, Adam	749	13.01%	
MERLACCO, Angelo	611	10.61%	
Total Valid Votes:	5,759	100%	

SOUTH WARD

VACANCIES		(2) Councillors	
TOTAL ELECTORS		10,189	
CANDIDATES	APPOINTMENT DESCRIPTION	EXPIRY OF TERM	
CAREY, John	Elected Unopposed	17 October 2015	
PINTABONA, John	Elected Unopposed	17 October 2015	

Citizenships

The City conducts citizenship ceremonies on behalf of the Department of Immigration and Multicultural Affairs. This involved preparing administrative paperwork, contacting recipients and hosting the ceremony.

During the year, five Citizenship Ceremonies were held with a total of 177 recipients plus twenty children. In addition, five recipients became Australian Citizens in two private Ceremonies conducted by the Mayor and Chief Executive Officer. A total of 202 residents became Australian Citizens.



Director: Rob Boardman

Community Development

Manager: Jacinta Anthony

Community Development continues to develop and organise a diverse range of programmes and events to meet the needs and expectations of the community. Resources are focussed on ensuring value for money, integral service delivery outcomes, and referrals and advocacy for other service organisations within Vincent.

Youth

"3.1.5 Promote and provide a range of community events to bring people together and to foster a community way of life"

"3.1.6 Build capacity within the community to meet its needs"

Youth Needs Study

In 2009 it was determined that there was a need for a review of the youth related events implemented by the City of Vincent, due to the decline of participation numbers. The review was initiated by the City's Officers commencing with the briefing sessions for the research project, specifically for young people in the City.



Friday night 'V-Lounge'.

School Holiday Programmes

School Holidays activities are continued to be planned and implemented for Vincent residents to attend. The October 2011 School Holidays held a youth arts workshop, the January 2012 School Holidays ran a Visions of Vincent photography workshop and the April School Holidays attempted to hold a LaserCorp activity however there were not enough registrations to run.

Leedy Day Out

Leedy Day Out 2012 was the City of Vincent's annual National Youth week event held at the YMCA HQ, Leederville. The event took place on Saturday 21 April, from 11am concluding at 3pm with a total of one hundred (100) participants along with parents/guardians supervising. There were numerous activities on the day that ensured all young people had plenty to do including taking photos and drawings home with them. All activities were free which allowed all young people to participate in all aspects on the day.

Youth E-Newsletter & Database Development

A youth e-newsletter, 'Youth V-News', was developed and promotion began in order to work on a comprehensive database of youth in the City. This was identified by Community Development Officers as a key approach in promoting our youth events and programmes.

KidSport

The City was approved for funding for KidSport grants in May 2012. The KidSport programme is designed to increase participation in community sport and recreation throughout Western Australia by funding up to \$200 to those eligible per year. The City has had this grant extended to follow through into the 2012 financial year.

Youth Development Grants

The Officer continues to assess youth residents for eligibility for youth development grants up to a maximum of \$500 per financial year. In the 2011/12 financial year, five (5) youth development grants were granted to City residents.

Arts

Local Government Banner

Community Artist Chani Crow was commissioned to work with students at Highgate Primary School to design a banner for Local Government Week. The students worked on a painting with the general theme of the City of Vincent. The painting was then photographed and reproduced on a banner. The banner was displayed in the 'Banners in the Terrace Competition' on St. Georges Tce for Local Government Week in August 2011.

Christmas Banners

As in the previous couple of years, two sets of eleven Christmas Banners were produced based on the artwork from children in City of Vincent's primary schools. The participating schools were:

- Aranmore Primary School
- Highgate Primary School
- North Perth Primary School
- Mt Hawthorn Primary School
- Mt Hawthorn Education Support Centre

The resulting banners were displayed along Fitzgerald Street and Scarborough Beach Road in December 2011. Each Student whose artwork was incorporated in the designs received a certificate of appreciation featuring their banner. The Certificates and presents of gratitude for the schools were presented by the Mayor. The project was hugely popular with the participating schools and the banners greatly added to the festive Christmas atmosphere of the City.

Drawing Commission

Nigel Hewitt was the selected artist for the City of Vincent's drawing commission. The objective of the scheme is to commission a drawing of the City by an eminent artist annually. The completed drawing is now on display outside the Mayor's office.

Visual Arts Scholarship

The recipient of the City of Vincent Visual Arts Scholarship (\$500) for Mount Lawley Senior High School was Georgina Cotter and for Aranmore Catholic College was Jessica Christo.

Film Project

The City of Vincent once again collaborated with the Film and Television Institute (FTI) for the City of Vincent Film Project. The City called for film makers to apply to make short films in three different categories relating to the City of Vincent. A further film was directly commissioned from FTI to liaise with a particular community to produce a film. The following films were created under the project:

- Picnic: Callum Denness and Grace Marcric
- Dive 220: Colette and Rosemary McKenna
- Big Place, Big Possibilities: Balthazar media (community film)
- Young Heart: Christian Kennedy and Dean Kennedy

The films were screened in Banks Reserve following a Summer Concert in February 2012, where between 350 and 400 people came along to view the films. The film makers, as well as many of those featured in the films were present, creating a festive atmosphere and making for an appreciative response from the audience.

Wetlands Heritage Trail

In 2010-2011 the second phase of the Wetlands Heritage Trail was commenced with the employment of Nature Tourism Services to create and fabricate another ten signs, nine of these will be secondary signs and one other will be a major header sign. The signage was installed within the 2011-2012 financial year – the uniform presentation has greatly enhanced the visual continuity of the project and the same format will be continued. Further signage will be developed by Nature Tourism Services in the new financial year.



Mayor MacTiernan with local artists Numscull, Creepy and Beastman in a Mount Lawley alleyway 'pre-mural'..

Percent for Art Scheme

- Artwork by Lorrena Grant for 173-179 Stirling Street, Perth (value \$110,000) was approved in July 2011
- Artwork by Mark Datodi for 440 William Street, Perth (value \$26,000) was approved in September 2011
- Artwork by Andrew Hayden for 336 Oxford Street, Leederville (value \$50,000) was approved in October 2011
- Artwork by Lorrena Grant for 178 Stirling Street Perth (value \$88,000) was approved in June 2011.

Two cash-in-lieu artworks were installed at the end December 2011; they were an abstract (untitled) sculpture by The Glow Studios located in Gladstone Park (value \$16,000) and a work called 'Im_gine' a text based sculpture located in Elsmere Reserve. Another three commissions are in process, with a value of \$77,000. The selection of the artists has yet to be finalised.

Creative Conversations

The 'Creative Conversations' is a programme of presentations and workshops that was conducted over June and July 2011. An Art Tour of the City was also organised, this consisted of a bus tour of the City's public art followed by gallery and studio visits. The talks held at venues outside the Administration and Civic Centre were identified as most the successful aspect of the programme and will be considered for future programmes. Likewise the popularity of the Art Tour saw it conducted again in November 2011 under the 'Step Out' programme (an initiative to increase community health and wellbeing). It will now become a permanent feature of the arts calendar with the next tour planned for November 2012.

Anzac Day

ANZAC Day commemorations continued to grow with approximately 1300 residents attending the service in Axford Park on 25 April 2012. The partnership between the City and the Mount Hawthorn RSL continued once again with thirty (30) RSL members marching. This year, promotional materials in the form of fourteen (14) street pole banners and one (1) vinyl banner for Axford Park were developed without the year being displayed so as to reuse these for coming years.



Mayor MacTiernan and 30 RSL members - ANZAC Day March at Axford Park.

Community Sporting and Recreation Facilities Fund (CSRFF)

Two (2) CSRFF applications were received in March 2012 for the Department of Sport and Recreations CSRFF grants; North Perth Bowling and Recreation Club (NPBRC) for a total project cost of \$83,282 and Mount Hawthorn Cardinals Junior Football Club (MHCJFC) for a total project cost of \$42,000. The full third of each application was approved through Council, subject to DSR approval. With subsequent DSR approval of the full funding to MHCJFC and half the funding approved to NPBRC, the City has supported the development of recreational facilities at both clubs to a total of \$27,880.

Cultural Development Seeding Grants

There was a total of \$0 spent on Cultural Seeding Grants in the 2011/2012 financial year.

Sporting Grants / Donations

The City spent a total of \$4106 to support eleven (11) applications for sporting grants in the 2011/2012 financial year.

Step Out Programme

A series of individual City of Vincent walks, activities and tours were combined into one (1) project to, in turn, target and attract a wider audience to each activity. These activities included a wildflower walk, nature photo walk, raising free range kids workshops, a family night stalk treasure hunt, a Northbridge heritage walk, an art in action tour of artwork in the City, a Nyoongar dream walk and the wetlands heritage trail walk.

Paws on the Path

The Paws on the Path programme continues to be successful in the City, providing a proactive opportunity for community members to develop positive behaviour from their dogs and achieve personal goals through regular walking.

Reconciliation week

The Reconciliation Week event was organised in conjunction with the Vincent Reconciliation Group. The event coincided with the Reconciliation Place Project and was held at Banks Reserve on 27 May 2012. The overall aim of the event was to create Banks Reserve as a place of reconciliation and celebrate the history of the area.

Transport Assistance.

Ongoing provision of taxi vouchers provided to senior residents and those with a disability, requiring transport upon assessment by the CDO. In instances where the resident is not eligible to receive taxi vouchers the officer will make a referral to commonwealth care link so the resident is able to be assessed for HACC funded transport assistance.

Seniors Welfare

The officer makes ongoing referrals to various agencies including but not limited to: HACC, Volunteer Task Force, People Who Care and the Mission Church to provide senior residents and residents with disabilities domestic, garden and shopping assistance.



Meals on Wheels

The City continues to provide funding to City of Stirling to carry out the meals on wheels service on the City's behalf for eligible City of Vincent residents who are frail aged and younger people with disabilities.

Community Garden

The Community Garden project is ongoing but has made significant progress in 2011/2012. A Steering Committee has been elected; Woodville Reserve has been selected as a site and a draft plan for the garden has been drawn up. The Community Garden Steering Committee meetings take place once per

month with City support and subcommittee meetings take place more frequently with members reporting back to the City.

The Steering Committee is currently in the process of becoming incorporated so they can apply for additional project funding and run as a community group separate from the City. Officers are assisting the committee in implementing a gantt chart and will work towards a grand opening event for the project.

Community Welfare Grants and Donations

In the 2011/2012 the City awarded the following organisations Community and Welfare Grants and donations: ARAFMI, Salvation Army, Carers WA, Multicultural Services Centre of WA, Women's Health and Family Services. Moreover the City awarded one off Sundry donations to Lions Club of Australia and Police Youth Community Centre to assist disadvantaged children attend various community events. The Officer continues to assess vulnerable residents for eligibility for individual donations.

Toy Libraries

There is a new Toy Library to be situated in Highgate. Membership forms have been created and the City's Officers continue to assist the Community Group heading the project with the incorporation process.

Mayoral Christmas BBQ 2011

The 7th annual Mayor's Christmas BBQ was once again a great success held Sunday 11 December from 4:30pm to 7:00pm and catered for approximately 1000 people. The BBQ was situated around the Hyde Park stage which was utilised for entertainment and announcements. A gold coin donation for St. Vincent De Paul Christmas appeal was collected for the BBQ and \$1130 was raised at the event.

Summer Concerts

The City once again hosted entertainment over four (4) Sunday evenings in January and February 2012 at Hyde Park, Braithwaite Park and Banks Reserve. This year's concerts offered a variety of local talent.

Rotary Fair

The City of Vincent supported the 2012 Hyde Park Rotary Fair in North Perth over the March long weekend. The event was a large success and the fair included something for everyone.

Beaufort Street Festival

The second Beaufort Street Festival was held on Sunday 12 November 2011, from 12 noon to 10pm. The event was coordinated by the Beaufort Street Network with the assistance of a hired Festival Director, volunteers, sponsors and other committees. The Festival was successful with an estimated attendance of 70,000 people.

The Festival programme focussed on four key areas: Music, food, fashion and art which overall reflected the unique style and vibrancy of the Beaufort Street precinct. Approximately sixty (60) businesses in the Beaufort Street precinct registered and participated in the Festival. This involved a small fee to cover costs associated with assisting businesses. In addition businesses were listed in a formal festival guide. The Beaufort Street Network also secured a number of sponsorship partners.



Beaufort Street Festival

William Street Festival 2012

The 2012 festival was primarily organised by the City of Vincent, Community Development Department. In the final weeks prior to the festival the City of Perth and the William Street Collective became involved in order to extend the festival past the Vincent border. They were responsible for organising the festival on the City of Perth side of William Street.

- 64 market stall holders participated in the event.
- 17 local and neighboring businesses participated in the event.
- Up to 20 000 people attended the event.



William Street Festival

The collaboration with City of Perth and the William Street Collective worked very well and future collaborations are welcome.

The Australian Chinese times and the Community Newspaper Group both provided in kind advertising for the event to the combined value of \$10,000 and The City was successful in gaining a \$20,000 grant from Lotterywest to contribute towards infrastructure and printing costs association with the festival. In return the City included the Lotterywest logo on all printed material, verbally thanked the sponsor in interviews and on the day, and displayed supplied signage at key locations on the day of the event.

Angove Street Festival

The 2012 Angove Street Festival ran on Sunday April 1 between 10am and 4pm and was organised by The North Perth Group and supported by the City of Vincent. The major sponsors for 2012 were the North Perth Bendigo Community Bank and the City of Vincent. Estimates by the festival organisers suggest approximately 30,000 people attended the festival which was more than anticipated and a significant increase on the 20,000 in 2011.

Visions of Vincent

The overall theme of the programme was digital photography for beginners. Workshops guided participants through the photography process opening with general tips on taking better photos, followed by tips on specific types of photography (photographing children, travel photography, and night photography), and then an opportunity to put some of the tips into practice during a field trip. This was followed by a session on editing photographs, then presenting photographs and finally preserving photographs.



You're Welcome Project

"3.1.4 Continued implementation of the principles of universal access"

The You're Welcome Project is a project coordinated by the Disability Services Commission that encourages Local Governments to publish access information about their local accessible facilities for people with disabilities.

Currently, there are 108 different sites in the City of Vincent published online for public use. Each site contains detailed access information to reduce barriers for people with a disability in the City. Information can be accessed via www.accesswa.com.au

Beatty Park – Access for the whole community

In 2011, the City of Vincent was successful in acquiring funding from the Disability Services Commission to install equipment for an accessible adult change room at Beatty Park Leisure Centre (Beatty Park). As Beatty Park is under the redevelopment phase (2011 – 2013), the improvement to access and adhering to Disability Access Australian standards is a high priority. The funding (\$6715.00) was put towards a mechanical hoist and slings and the creation of an accessibility brochure.

An automatic adult change room table, sensor taps and automatic lighting was included in the building package at a cost to the City. The adult change room with both the hoist and change table will be available for in mid August 2012. Designated Beatty Park staff will be trained to use the hoist, however only carers will be given access.

Liberty Swing

"3.1.4 Continued implementation of the principles of universal access"

The Liberty swing is an accessible swing for children who use a wheelchair, which is located at the children's playground at Hyde Park, corner of Throssell and Glendowner Streets Perth. The keys are available from the City of Vincent if requested from community members or community groups.

Vincent Improved Access (VIA) Awards

"3.1.4 Continue to implement the principles of universal access"

(b) Ensure community programs are accessible and inclusive of people with disabilities.

The VIA awards are held as the City of Vincent's celebration of International Day of People with Disability. The Awards are held every two (2) years and aim to acknowledge and promote individuals, organisations, community groups, schools and businesses that have made changes to provide equal access and opportunities for people with disability within the City.

A key message for 2011's International Day of People with Disability was "Breaking down the Barriers", which supports the overarching UN theme of: 'Together for a better world for all: Including persons with disabilities in development'.

The Awards are judged by the Universal Access Advisory Committee. The four commendation awards that the UAAG agreed upon were; Carers WA, Saint Basil's Aged Care, Mount Lawley Inglewood Cricket Club and Mount Hawthorn Community Hall.

The next category of awards was the awards of excellence which included a trophy, certificate and a cash prize of \$500. The award winners were; Hyde Park Hotel, ARAFMI, Gymnastics WA, Boyd Duffield and Beatty Park Leisure Centre. The only exception to the cash prize was the City of Vincent owned facility Beatty Park for their Angelfish program, however the UAAG voted that the program is worthy of an award.

Carers Appreciation

The City of Vincent has had an ongoing commitment of recognising the importance and essential role that carers play in the community to assist people with disability. To appreciate and acknowledge carers in the City of Vincent, a 'Carers Appreciation' activity will be organised in the 2011/2012 financial year catering to different age groups and individuals. The City offered a variety of options for Carers to participate in including a lunch and movie events.

Disability Access and Inclusion Plan Annual Report 2010-2011

"3.1.4 Continue to implement the principles of universal access"

(a) Continue to implement the Disability Access and Inclusion Plan

(b) Ensure community programs are accessible and inclusive of people with disabilities.

The Disability Access and Inclusion Plan (DAIP) is an initiative of Disability Services Commission (DSC) which provides a planned approach for organisations to progressively improve access and inclusion. It is a requirement of the Disability Services Act 1993 (amended 2004) that public authorities develop and implement a DAIP, report annually and review the DAIP every five (5) years.

The City of Vincent's current DAIP was adopted in April 2006 and provides a means of ensuring that people with disability and carers have the same opportunities as other people to access services, community events, buildings and facilities and information.

The current DAIP (2006-2011) has expired and was scheduled for a review in 2012. The review involved an extensive consultation process with internal staff and external stakeholders. The key aims for the reviewed DAIP (2012-2017) builds upon the work already achieved in improving physical access, raising awareness through training and events, developing specific programmes and encouraging increased communications between people with disability.

Ranger and Community Safety Services

Manager: Jim Maclean

Ranger and Community Safety Services provide a wide range of programmes to the community and focus on achieving high levels of customer service. Whilst a considerable focus of Rangers is enforcement of relevant local laws, there have been a number of initiatives achieved in the past year including the continuation of the implementation of the Car Parking Strategy, the implementation of the reviewed Safety and Crime Prevention Plan, promotion of responsible dog ownership and Emergency Risk Management planning.

Parking Enforcement

"2.1.4 Identify the needs and expectations of the business community and facilitate outcomes in the City"

The number of parking infringement notices issued during the 2011 - 2012 financial year was 33,436 with a total value of \$2,197,159. This shows a slight increase in the number of infringement notices issued and a slight increase in the revenue generated. There has been a slightly changed focus on enforcement, with more attention being paid to the busiest areas.

Paid Parking – Car Parks and Kerbside Locations

"1.1.6 Enhance and maintain the City's infrastructure to provide a safe, healthy, sustainable and functional environment"

There are seventeen car parks under the control of the City; of which, eight currently attract a day-time parking fee, and five of these also attract a night-time fee. The City has progressively introduced a number of paid kerbside parking facilities in kerb-side areas that were congested by vehicles that parked all day. These areas include Money Street, Monger Street, Lindsay Street, Newcastle Street, Beaufort Street and Forbes Road. The Parking Management Strategy and Precinct Parking Management Plans are currently being implemented.

Parking for Persons with a Disability

"3.1.4 Continued implementation of the principles of universal access"

The City reviews the parking facilities within its boundaries on an ongoing basis to ensure that adequate facilities are available for use by people with a disability. The City was an active participant in a Federal Government (Disability Parking Services for Persons with a Disability) Working Party which developed national guidelines for universal access requirements. The City's ACROD 2.5 Parking Bays processes have been used as a template throughout Australia. The guidelines have been adopted nationally and they incorporate many of the City's initiatives as the basis for its recommendations. This will result in the narrow ACROD Parking Bays being recognised as an 'Easy Access' Parking Bay so that the provisions of the *Local Government (Parking for Disabled Persons) By-law 1988* will be enforceable by authorised persons.

Animal Control

"1.1.4 Minimise negative impacts on the community and environment"

There are approximately 4,176 dogs registered in Vincent. The City dealt with 708 complaints relating to dogs, with 44 relating to dog attacks. 23 of these attacks were on people and 21 on animals. During the year 45 infringement notices and 83 warning notices were issued, with by far the most common reason being 'dog not held on a leash'. There has been a slight decrease in the number of both infringement notices and warnings notices issued. A total of 72 dogs were impounded, with 64 being claimed, 6 being sold and 2 being euthanised. These figures are almost identical to those recorded in each of the past two years.



Litter Control

"1.1.4 Minimise negative impacts on the community and environment"

As a result of increasing complaints about bill posting and general litter, Rangers have been instructed to spend time in "hotspot" areas. There has been a substantial increase in the number of infringement notices issued

for litter offences (from 11 in 2011 to 41 in 2012), there has been a slight increase in the number of warnings issued (from 21 in 2011 to 30 in 2012). A total of 313 litter complaints were received, which is a slight decrease from the 2010-2011 year. A total of 41 infringement notices were issued for litter offences, including 'discarded cigarette butt' and 'illegal bill posting'.

Road, Verge and Footpath Obstructions

"1.1.4 Minimise negative impacts on the community and environment"

Rangers undertook a total of 496 inspections related to road obstructions which include skip bins, road closures for developers, road closures for utility companies, property maintenance (window cleaning, exterior painting etc) and many others. As a result of the inspections, 437 permits were issued with the remaining applicants being provided with assistance in finding alternative ways to undertake the works.

Burning/Smoke Nuisances

"1.1.4 Minimise negative impacts on the community and environment"

The Local Law relating to Health prohibits the burning of rubbish and refuse or other material on the ground at all times of the year. This is dealt with during business hours by Health Services but all after-hours calls are dealt with by Rangers. Ranger and Community Safety Services received 22 complaints of this nature, which is substantially higher than in 2010/11.



Abandoned Vehicles

"1.1.4 Minimise negative impacts on the community and environment"

Apparently abandoned vehicles has been a problem since the creation of the City of Vincent. During 2010-2011 there were 476 abandoned vehicle complaints investigated by Rangers, resulting in 58 vehicles being towed away and 418 being removed by the owners prior to being towed.

Bush Fire Hazard

"1.1.4 Minimise negative impacts on the community and environment"

During the year 67 fire hazard complaints were received and investigated by Rangers. Compliance was obtained in all but one case. In the case of the non-compliant property, the City's contractor undertook the block clearance and the owner was invoiced for the cost.

Safer Vincent

"3.1.2 Provide and develop a range of community programmes and community safety initiatives"

The latest crime prevention profiles, prepared by the WA Police Strategic Crime Prevention Division, provide a positive report card of a 'Safer Vincent'. In Vincent, a total of 2,471 offences were recorded in 2009-10, which was 518 offences (17.3%) fewer than was recorded in 2008-09. The most commonly recorded offences were theft "other" (other than motor vehicle) which made up 29.9% of the total. Damage to property made up 16.5% of the total and Residential Burglary made up 6.4%.

The Co-ordinator Safer Vincent, in conjunction with the Safer Vincent Crime Prevention Partnership (SVCPP), continues to deal with all community crime prevention concerns and has developed and implemented a number of comprehensive initiatives for the 2011-2012 year including:

- **Embarking on a new Safer Vincent project**, supported by funding from WA Police, Strategic Crime Prevention Division. This project offers Vincent Scooter Safe Locks to scooter owners, as a way to reduce the incidence of theft of scooters. The project also involves a promotion campaign for up to 10,000 residents, to raise the awareness of the need to lock all doors and windows, parking the car, or when home leaving for the day or when going to bed at night. It is hoped that this raised awareness will result in a reduction of opportunistic theft and burglary from homes and vehicles. This promotion will continue into next financial year (2012-2013).
- **Nyoongar Patrol** – the City continues to provide co-funding for the invaluable work of the Nyoongar Patrol Service. The Nyoongar Patrol recently opened its new premises in Gladstone St Perth, within the City of Vincent.
- **Parks People Project Working Group (PPPWG)** – continues to meet regularly to support the co-ordination between agencies, with a responsibility for 'at risk' people, who frequent local parks and

reserves. The PPPWG is now chaired independently by Shelter WA and, in August 2011, convened the Perth Metropolitan Homeless response Workshop, where participants developed a major paper in repose to homelessness. This was seen as a way to identify the various needs and actions, to be put in place to assist homeless people.

- **CCTV** – Significant funding, for the provision of CCTV services to the Mt Lawley, Highgate and Perth precincts, has been obtained from the Department of the Attorney General and it is hoped that this will be implemented in the next financial year.
- During 2011/2012, the City has received 26 requests for recorded data, from the WA Police, for the CCTV footage from Leederville Precinct. Recorded images have been provided to WA Police for a range of incidents including serious assault, graffiti and anti social behaviour.
- **Party Buses Code of Conduct** – the City continues to offer free registration to party buses operating within Vincent who agree to abide by a strict code of conduct. 83 buses have been registered to operate within the City in 2011-2012 year.
- **Child Car Restraint Install/Checking Programme** – the free service continues to be very popular with residents and a good avenue for promoting aspects of the Safer Vincent message. During the past 12 months, 69 installations/checks were conducted by the Co-ordinator safer Vincent.
- **Vincent Graffiti Safe Wipes Citizen Packs** – this continues to be a positively received community resource, which assists both residents and businesses, by encouraging them to remove graffiti quickly, so as to deny the offenders the kudos of having their “tag” visible. The City distributed 41 packs to businesses and residents, during the 2011/12 period, to assist with fast removal of graffiti.
- **Vincent Solar Light and Safe** – 18 motion sensor lights were distributed in 2011-2012, to victims of recent crime, or to persons who are deemed to be ‘at risk’
- **Home and Business Data Dot Valuables Marking Kits** – 8 kits were distributed to residents and businesses, within Vincent in 2011-2012.
- **Constable Care** – this programme, which is presented in local primary schools, is designed to educate children on the importance of safety and crime prevention. The programmes were again supported by the City of Vincent in 2011/2012.

The latest crime prevention profiles, prepared by the Office of Crime Prevention, provide a positive report card of a ‘Safer Vincent’ with an overall decrease of 0.9% in reported crimes and offences. (WA State Government Office of Crime Prevention, Community Safety and Crime Prevention Profile, City of Vincent 2008-2009).

Emergency Management

“1.1.4 Minimise negative impacts on the community and environment”

The Western Central Local Emergency Management Committee (WC LEMC) continues to develop strategies to identify and minimise emergency risks and to provide way to treat these risks, so as to mitigate the effects.

The Manager Ranger and Community Safety Services is the City of Vincent representative on the WCLEMC and on the Central Metropolitan District Emergency Management Committee (DEMCC). It is considered important for the City to continue its involvement with both of these committees, because the benefits that are derived from membership makes it much easier, when faced with an emergency. It should be noted a serious fire occurred in a derelict warehouse, 29 Carr Street, whereby asbestos fibres were released into the air and were blown a substantial distance from the address.

While the City has not sustained damage like that of the 22 March 2010 hailstorm, there have been a number of significant storm events which have caused some damage in the area. The City continues to support the Northshore SES Unit and during the 2011/2012 period approved the deployment of the Manager Ranger and Community Safety Services and the Co-ordinator Safer Vincent to assist in a number of local problems.

Between 1 July 2011 and 30 June 2012, the Northshore Unit has attended approximately 670 calls for assistance, including approximately 182 from the Vincent area. This represents a reduction from the previous period. The Northshore Unit has been deployed to a number of serious occurrences, including the Tornado that impacted in Morley and Dianella, the Storm of February 2012 and numerous missing person searches throughout the metropolitan area. Members of the Northshore Unit have been asked, on number of occasions, to provide assistance outside the Unit’s operational area and there have been no major events and no external requests for assistance that have not had at least one Northshore Team in attendance.



Health Services

Manager: Scott Teymant

The key function of Health Services is to protect human and environmental health through the delivery of programmes targeted at ensuring compliance with statutory obligations. In addition to ensuring compliance with minimum 'Environmental Health' standards, Health Services are also involved in promoting the advancement of public and environmental health standards specific to the needs of the Vincent community.

Programmes

"3.1.3 Promote health and wellbeing in the community."

The following programmes form the core/statutory obligations of Health Services. The statutory functions are underpinned by a variety of complementary proactive initiatives including:

- The Vincent Liquor Accord – addresses local issues relating to the minimisation of alcohol related harm
- MenuWise – kilojoule labelling initiative
- Food Safety Matters – compliance focussed quarterly newsletter distributed to all food businesses
- Pool Scoop – compliance focussed bi-annual newsletter distributed to all public swimming pool operators
- Online Food Handler Training (in partnership with Challenger Institute of Technology) – self paced learning for food handlers



Food Safety, Training and Monitoring

A total of 377 food premises (i.e. cafés, restaurants, delis, butchers, manufacturers and licensed premises etc), were licensed during the period with a total of 1002 food safety and hygiene inspections conducted.

The Department of Health (WA) issued 35 food recalls all of which required action to ensure the removal of non-compliant food products. 129 food samples were analysed with 81 submitted to PathWest for microbiological analysis, and 41 submitted to Inman and Farrell and 7 submitted to the Chemcentre for chemical analysis. Ninety-nine (99) samples were submitted as a part of the Local Health Authority Analytical Committee programme.

Infectious & Notifiable Disease Control

Health Services arranged for the immunisation of staff and employee family members with 96 immunisations against Influenza, 67 for Hepatitis A/B and 94 for Whooping Cough.

Special Events & Public Buildings

Health Services audited 143 permanent Public Buildings, in accordance with the Health (Public Buildings) Regulations 1992. 176 special events permits were issued for events held throughout the City. Temporary Public Building maximum accommodation certificates were issued for 9 public events.

Environmental Noise Control

A total of 288 noise complaints were received resulting in approximately 864 subsequent customer dealings via telephone, in-person and by email. The majority of noise complaints were related to amplified music (112) with the further breakdown as follows: construction noise (62), mechanical noise (90), and other (24). Health Services issued 37 Noise Abatement Directions, and 2 Infringement Notices.

Built Environment

Health Services:

Assessed and approved 3 Greywater Reuse System applications; Completed 'Health Impact Assessments' on 1104 development applications ensuring development compliance with Environmental Health legislation and best practice.

Water Quality Control – Public Swimming Pools and Spas

A total of 264 samples were obtained and tested in accordance with the Health (Aquatic Facilities) Regulations 2007. Compliance action was required on 7 occasions due to substandard results.

Environmental Health Service Requests

Health Services received 329 Customer Action Requests (265 written and 64 via the telephone), and received an average of 5 general requests per day (1270 per year) for information or advice where no further follow-up action was required by the City's officers (e.g. compliance issues with food premises, substandard buildings/accommodation, pest control, dumped rubbish etc). 201 rodent bait and information packages were issued, and 851 requests for orders and requisitions were processed, in relation to property/business settlements.

Accommodation Control – Lodging Houses & Substandard Buildings

Twenty-one (22) Lodging Houses were licensed, with 46 inspections completed for compliance with the Health Act 1911 and the City of Vincent Health Local Law 2004. Health Services responded to and actioned 64 complaints regarding substandard buildings and unkempt properties within the City.

Legal Action & Statutory Notices

Twenty-six (26) Statutory Notices were issued in accordance with the Health Act 1911, Local Government Act 1995, City of Vincent Health Local Law 2004 and Food Act 2008 of which compliance has been achieved in relation to 20 of these notices, as of 30 June 2012.

Library and Local History Services

Manager: Elizabeth Scott

The library works to address the City's Purpose:

"To provide and facilitate services for a safe, healthy and sustainable community."

The library has achieved this purpose by providing library members with a high level of customer service as well as access to a continually refreshed collection of library stock available in a variety of formats. A range of free events was also provided that cater to people from all walks of life.

During this year changes to the process for receiving new library stock have been implemented by the State Library of WA. These changes have seen an increase in errors in catalogue records received for new stock, subsequently an increase in workload has been experienced by library cataloguing staff in correcting these errors.

Technology

"4.2.6 Promote technology opportunities to improve the City's business, data, communication and security systems."

The City of Vincent Library & Local History Centre expanded its services further into the digital realm with eBooks and eAudiobooks, available to download from the library's website. This service went Live on 22 May 2012 and was officially launched by the Mayor Hon. Alannah MacTiernan on Tuesday 5 June, 2012. This service allows library card holders to check out and download digital media anytime, anywhere by visiting the library's website.

In November 2011 the library modernised the way that customers can return items when the library is closed with the installation of a Radio Frequency Identification (RFID) after-hours return chute. The new and much improved after-hours return chute is extremely user-friendly as it is able to unlock once it detects library items placed near the front panel of the chute.



The Library's Management system (Amlib) was upgraded to version 5.3 in July 2011, in addition to this, two patches have subsequently been installed throughout the remainder of the 2011/2012 period.

Local History

"3.1.1 Celebrate and acknowledge the City's cultural and social diversity."

The Local History Centre continued to host a variety of events and exhibitions over the year which attracted clientele, as does the growing collection, research facilities and assistance offered to researchers.

A strong focal point for the Local History staff this year has been the compilation of a book Beatty Park – celebrating the first fifty years: 1962 to 2012. Twenty interviews were conducted and photographs, stories and memorabilia were collected and collated.

Early Businesses of Vincent: a local history, which was launched in November 2010, sold well over the period, with the hard cover Limited Edition almost sold out and 30% soft cover remaining.

The local history newsletter The News Quarterly featuring a calendar of events in the Centre as well as family history and local history articles is well received, with a growing subscription list of over 150 active centre users.

Meetings held included: Starting your family history, An Introduction to the National Archives (WA), A beginners guide to the Family Search website, Using spreadsheets to track your family history, Looking at Family Photographs and Recording Oral History. Training sessions on how to use Ancestry and Find My Past were offered. Speaker Bill Game presented Rooster: the story of an Australian soldier's experiences in the mud and blood of WWI relating his research into his grandfather, a former resident of Florence Street, West Perth. These events are always well attended.

Year two students at Highgate Primary School enthusiastically received a slide show of old photographs from the collection presented by the Local History staff.

Free access to Ancestry Library Edition and Find My Past UK, Irish and Australia editions was available. Research assistance was provided by a volunteer experienced researcher by appointment.

The Local History Centre was used monthly by the Tales of Times Past Group, and bi-monthly by the Local History and Heritage Advisory Group. A stand promoting the Local History Centre was presented by the group at the Beaufort Street Festival.

In October the 2011 Local History Awards Photographic Awards were announced. Winners each received \$100. The results can be seen on the City's website. Congratulations to all of the winners.

Library Events (Launches, Forums and Book Clubs)

"3.1.2(h) Deliver a range of leisure programs to encourage structured and unstructured recreation in the community."

On February 14, the National Year of Reading 2012 was officially launched by the Mayor Hon. Alannah MacTiernan. The event focussed on providing library members with inspiration for new books to read through a Blind date with a book, Vincent Readers' Choice Recommended Reads and Most Popular Authors in 2011.

The Library hosted a variety of free talks and events throughout the year. Topics included Native Gardening, Fascinating Venice, Vietnam veteran/author as well as several book launches by local authors.

Library and Information Week 2012 was celebrated on the 28 May with a special "Vincent Library Forum" presented by author Sue Pieters-Hawke discussing the recent publication of her book titled "Hazel: my mother's story". The event was well attended by around 100 guests.



The Library displayed several artwork exhibitions this year including the sketchbooks of Margaret McCann and the Jharna-Kala art exhibition.

Two bookclubs consisting of 22 members are supported and facilitated by the Library. These bookclubs meet in the first week of each month.

Young People's Services

"3.1.2 (h) Deliver a range of leisure programmes to encourage structured and unstructured recreation in the community."



Mayor MacTiernan reading to kids for the National Year of Reading.

Mayor MacTiernan helped celebrate the National Simultaneous Storytime by reading *The Very Crank Bear* by Nick Bland to 75 children from local day care centres and library patrons.

Young People's Services had a full year providing programs to the increasing number of families with young children living in the City of Vincent.

The Better Beginnings program continues to promote the importance of reading to children from a young age to ensure they are reading ready when they go to school. The Child Health Centres distribute the toolkits to new parents and support the program by including a talk from the Young Peoples' Services Librarian about the importance of reading and using the public library. The clinic sessions were attended by 147 new parents.

Mayor MacTiernan helped celebrate the National Simultaneous Storytime by reading *The Very Crank Bear* by Nick Bland to 75 children from local day care centres and library patrons.

Baby Rhyme Time attracted 4,727 parents, toddlers and babies. Storytime sessions were attended by 2,928 parents and pre-schoolers.

The school holiday program attracted 623 children and parents making hula hoops, kites, sand art and paper planes plus visits from Patch Theatre, SciTech and other performers.

The theme for Children's Book Week 2011 was *One World, Many Stories*. Local schools enjoyed visits from local authors Teena Raffa-Mulligan and Deb Fitzpatrick plus storyteller Faerie Cara for Storytime.

Young People's Services continue to support the Children's Book Council of Australia Book Awards, Premier's Summer Reading Challenge and West Australian Premier's Book Award.

Seniors' Services

"3.1.3 Determine the requirements of the community and focus on needs, value, engagement and involvement."

The City of Vincent Library and Local History Centre was once again successful in receiving a grant for Senior's Week 2011. Funding from the grant enabled the organisation of an event for 18 of our housebound readers to attend the Wanneroo Botanical Gardens, including lunch at the Leapfrogs Café. Transport was provided to attendees by the City of Vincent with the use of the City's community bus.

Currently the Library delivers to ninety housebound members, four nursing homes and makes bulk deliveries to four residential care institutions (Leederville Gardens, Leighton Nursing Home, St Rita's and Casson House). There has been 6% growth in registered housebound members and a 3.7% increase in issues to housebound members. As the number of older persons is growing, the Library has implemented changes to streamline this service while continuing to provide best customer service and addressing the changing expectations of older members. Housebound members now receive deliveries on a three-weekly delivery schedule as opposed to the previous bi-weekly rotation.

Library Tours and Student Placements

The library hosted a number of formal and informal tours to students and other libraries' staff. This included two groups of Tafe library studies students, two groups of library staff from the University of WA and one group of library staff from the City of Perth Library. All tours had a heavy focus on the City of Vincent Library's use of RFID technology.

Community Languages

"3.1.3 Determine the requirements of the community and focus on needs, value, engagement and involvement."

The Library collection features a section comprising resources available in over 20 languages; members may also request items from other libraries if we are unable to provide material in their home language. In addition to this a collection of bilingual books are available to younger members.

Tax Help

The library supports this program in which a trained volunteer provides free assistance to low income earners with simple tax returns, by providing a private meeting place and coordinating the bookings for the volunteer.

Staff Training and Technology

"4.2.1 Promote employee performance, recognition, reward, satisfaction and well-being, and provide a safe and positive workplace."

Members of staff have had training for software (Amlib, Overdrive, EBSCO, Webselect and VDX) and attended Amlib and RFID User Group meetings as well as the website working group.

Director: Mike Rootsey

Customer Service Centre

This year the City has reviewed its Customer Service Charter to reflect the current expectations of the community, and to ensure that their expectations are met when they visit or have contact with the Customer Service Centre via telephone.

This year the Centre has increased the number of online services available, with all the forms used by the City are now available online.

The Centre itself has been upgraded during the year with the counter and the cashier more functional. Computers are now available at the counter for customers to view this has improved the interaction with customers. A digital TV screen has been added to the area to provide information and promote what is happening in the City.

The Customer Service Centre is the first point of contact between external customers and the different service areas that operate within the City. All the members of the Customer Service team are committed to the provision of a high standard of customer service and aim to ensure that queries are handled efficiently and effectively.

"3.1.4 Continued implementation of the principles of universal access"

The Customer Service Centre utilises a number of different services to ensure that access principles are adhered to including the provision of information in formats to suit customers' specific needs. Staff are able to access an interpretation service for the hearing impaired and the Customer Service Centre is an accessible facility.

"4.2.1 Provide quality services with the best use of resources"

The Customer Centre staff are committed to meet the objectives and standards outlined in the City's Customer Service Charter.

The processes and procedures are continually reviewed to ensure the Centre staff use industry best practice in the performance of their duties.

"4.2.4 Attract and retain quality employees and encourage career development"

There has been some movement in staff during the year; this tends to be a trend as employees move to other positions in the organisation.

The Centre is improving in its efficiency as the processes and systems have been clarified particularly for the handling of development applications and building licences.

Increased systems training is proposed for staff and those that are currently employed within the Centre are committed to provide a high level of service to the community.

Financial Services

Manager: Bee Choo Tan

Financial Services aims to continue to provide and improve financial management for the City of Vincent. The preparation of the annual budget and the annual financial statements are the major outcomes for the service area. The service area strives to provide timely and accurate financial information whilst meeting statutory obligations and customer expectations. Financial controls are regularly reviewed to ensure data integrity. The performance measures of the key results areas of Financial Management are highlighted in the Plan for the Future - Strategic Plan 2011-2016.

The legislated financial performance ratios are specified in the Financial Statements for the year ended 30 June 2012.

Statutory Reporting

"4.1. Provide Good Strategic Decision-making, Governance, Leadership And Professional Management:"
"4.1.2(a) Adopt "best practice" to manage the financial resources and assets of the City."

The 2011/2012 Annual Budget was adopted at the Special Council Meeting on Tuesday 5 of July 2011. The Council also adopted the monthly reporting variance of 10% on items more than \$10,000, in accordance with the Local Government Act and Regulations No. 34 and 35 of the Local Government (Financial Management) Regulations 1996. The Budget performance is closely monitored with material variances reported monthly to Council

The Local Government Act requires at least one budget review is conducted in a financial year; the City completed one at the end of December 2011 and was reported to Ordinary Council meeting on the 28 February 2012.

The annual financial statements for the year ending 30 June 2012 received an unqualified report from the auditors.

Rates

"4.1.2 Manage the organisation in a responsible, efficient and accountable manner:"
"4.1.2(d) Review policies on governance and management monitor performance and achievements of the City and Council through benchmarking of key performance indicators."



Rates are the principal source of revenue for the City. The revenue generated from rates was \$22,410,088 this represents 47.3% of the total operating income.

In 2011-2012 the City adopted a single general rate of 6.415 cents in the dollar of Gross Rental Value of the property and the minimum rates of \$624 was applied. The City's rates remain competitive in the metropolitan region.

The Ratepayers who paid their rates in full before the due date were eligible for the incentive prizes sponsored by Commonwealth Bank and other sponsors. The rates outstanding as at the 30th June 2012 were 0.24% of the collectable income compared to 0.59% in the previous financial year.

Investments

"4.1.1 Plan effectively for the future"

The Reserve Bank of Australia has reduced the cash rates of 4.75% from June 11 to 3.50% in June 2012 which has reduced the average return on investment for the City from 5.97% as at 30 June 2011 to 5.67% as at 30 June 2012. The return in investment revenue however has increased by 23% due to the increase in Reserves Fund of \$7.9 million for the Beatty Park Leisure Centre Redevelopment project. This project is expected to be completed in December 2012.

The City's investments are secure and have been invested in accordance with the Council Investment Policy No.1.2.4.

Corporate System

"4.1.4 Deliver services in ways that accord with the expectations of the community, whilst maintaining statutory compliance"

This year the section reviewed its Chart of Accounts which was created in 2002. A new chart was designed

based on Hierarchy structure to improve its financial and management reporting which will be introduced on 2 July 2012. New reporting software Business Intelligence System and Excel Wizard will also be implemented to produce better financial and management reports.

Service Area Improvements

"2.1.5 Develop business strategies that reduce the reliance on rates revenue"

This year Finance reviewed and updated the City's Corporate Credit Card Policies and the Sustainable Use of Paper, Printing and Office Products. The review is to improve efficiency and ensure transparency and compliance with standards.

The Highgate State Underground Power Debtors are in their fifth year. The current number of outstanding debtors is 377 residents who have selected the installment method of payment over ten (10) years. This represents 26.8% of the 1406 properties in the Underground Power area. The current collectible amount of \$553,159 represents 13.4% of the initial charge raised in October 2007.

Audit

"4.1.2 Manage the organisation in a responsible, efficient and accountable manner:"

A Financial Management Review was undertaken in March 2012 under the section 5(2) c of the Local Government (Financial Management) Regulation 1996.

The internal audit review was undertaken in the following areas; Goods and Services Tax, Asset Register and Trust Funds.

The auditors reported that the overall effectiveness of the financial management systems and procedures surrounding the areas covered by the review are sound and appropriate for the City of Vincent.

Information Technology

Manager: Hunrhu Kek

The 2011/2012 year has seen the Information Technology Service area continue to ensure the reliability/integrity of the various council computer systems at the City of Vincent are maintained. The past year has seen the Information Technology section complete a number of major projects.

These included:

- A major software upgrade to the City's Corporate "Authority" System to Version 6
- Implementation of a new Chart of Accounts in conjunction with Financial Services
- Implementation of online "eBooks" functionality at the City's Library
- Ongoing enhancements to City of Vincent's website, including:
 - Implementation of Near Me functionality
 - Implementation of an Image Gallery for the Mural Art project at the City
 - All City forms have been converted and are now available online
- Implementation of a mobile computing solution in Health Services
- Implementation of an iPad solution for the electronic distribution and reading of the City's Council Agenda/Minutes for and all Council Members and Senior Council Staff
- The City's Intramaps (GIS) system enhancements are on-going, major milestones include,
 - The implementation of the automated SLIP cadastre download tool
 - Improved property matching
 - Upgrade to the latest Intramaps 2012 version
 - Upgrade of the City's Graffiti system to conform to the format required by the WA Police Service
 - GIS Information training sessions being provided to staff on the use of the Intramaps system
- Ongoing Server enhancements include:
 - The installation of extra network storage
 - Creation of new four (4) Virtual machines
 - Upgrade of the Exchange (e-mail) server
 - Upgrade of Heat helpdesk system



The Authority Version 6 upgrade was a significant milestone achieved during the year, the total duration of this project was eight (8) months. The system go-live was relatively smooth and positive, this is attributed to the work carried out by Civica and the City's IT service area. The new upgrade to Authority's new web based system is the platform from which Civica will continue to enhance and build their product on.

As mentioned above the implementation of the iPad solution for the distribution and reading of the Council Agenda/Minutes was introduced in late 2011. This solution has greatly improved and simplified the process. Of significant importance is the reduction in paper required. The feedback regarding the iPad solution has been positive with all users very comfortable with this solution.

Prior to iPad solution

28 Agenda

15 Minutes

Another significant project which was undertaken was with the City of Vincent's website's "Near Me" function. This function allows members of the community to enter their property address in turn returns information relating to council services which may be of interest to them. Information is displayed in an easy to read format; the location of Parks, Facilities and Services is displayed in an interactive Google Map window. The precise location are represented by a Google "Pin" The choice was made to utilise Google Maps as there is a wide user base which are already conversant with the Google Maps functionality.

Records Management

"4.2.5 Enhance knowledge management"

In 2011-2012 the Records Section has seen a significant increase in the number of documents being processed in this service area (see table below). This has been attributed to the creation of online forms via the City's website. The dissemination of this information throughout the City is integral to the effective operation of the City and assists all service areas to meet their Customer Service Charter obligations.

Processes are continually examined and improvements are implemented on an ongoing basis, initial research is being undertaken for the implementation of a new Records Management System in accordance with the City's Strategic Plan.

Freedom of Information (FOI)

"4.1.2 Manage the organisation in a responsible, efficient and accountable manner"

The number of FOI applications is the highest ever in comparison with previous years (see table below). The complex nature of applications takes up a significant amount of time and resources. The Records Section has always been able to complete all requests within statutory timeframes.

Employees of the City are constantly encouraged to assist customers to obtain the information they require without the need to lodge an application, therefore delivering more effective customer service.

	2007-08	2008-09	2009-10	2010-11	2011-12
Mail - Incoming	40,783	34,496	36,704	37,955	38,745
Mail - Outgoing	107,382	108,288	112,213	115,407	155,784
Faxes	5,254	4,401	3,633	3,105	2,416
Building Licence	576	558	687	646	597
Planning Application	604	540	660	662	670
Documents Registered	8,176	9,940	10,503	11,318	12,167

Beatty Park Leisure Centre

Manager: Dale Morrissy

Redevelopment

"1.1.3 Enhance and maintain the character and heritage of the City"

"1.1.6 Enhance and maintain the City's infrastructure to provide a safe, healthy, sustainable and functional environment"

The much anticipated Beatty Park Leisure Centre redevelopment was approved by Council on 23 August 2011. The outdoor pools closed on 24 September 2011 for work to commence but the indoor pools, spa, sauna, steam room remained open until 31 October 2011 before they too were closed.

The \$17.065 million dollar redevelopment of this iconic facility is to include:

- new larger gymnasium (750 M²) with state-of-the-art equipment
- new group fitness rooms with views over park
- new 50m x 10 lane outdoor pool (2 extra lanes)
- new 12m x 12m program pool
- new change-rooms and toilets
- 4 new family change-rooms
- new entry, café and retail facilities
- new crèche facilities
- refurbished indoor pool
- refurbished 30m outdoor pool
- geothermal pool and air heating system
- solar panels



Project Timeline

September 2011	Redevelopment Commenced
25 September 2011	Outdoor Pools Closed
October 2011	Geothermal Drilling Started
November 2011	Indoor Pools Close (includes Sauna/Spa/Steam Room)
May 2012	Geothermal Heating Complete
July 2012	Indoor Pools Open
October 2012	Outdoor Pools Open
Early 2013	Redevelopment Complete

Stage 1 neared completion at the end of the financial year with a proposed opening date of 23 July 2012 estimated for the indoor pools.

The gym, group fitness, RPM and crèche have remained open throughout this stage of the redevelopment. Drilling of the geothermal bore for the heating of the pools was completed in May 2012 with final commissioning to happen in late 2012.

The redevelopment will help ensure that the Centre remains a premier leisure and aquatic facility in our State and also a valuable asset for Vincent ratepayers. A book on the first fifty (50) years is planned to be released as part of the celebrations.

Aquatic Programmes and Activities

"3.1.2 Provide and develop a range of community programmes and community safety initiatives"

"3.1.4 Continued implementation of the principles of universal access"

Beatty Park Leisure Centre plays a major role in swimming education in WA and its Angelfish Programme, which provides one-to-one tuition for people with disabilities with the view to integration with the mainstream swim lessons, continues to be an industry leading initiative which achieves outstanding results.

The Centre's Swim School was affected by the closing of the pools but due to popular demand it ran a smaller program at the Aqualife pool, Victoria Park during Term 4 2011 and Term 1 2012 with close to 1,000 children attending.

In term 2 2012 an Angelfish Programme was run at the Lords fitness Centre in Subiaco with over 100 students enrolled.

A number of Swim School staff also took the time to organise a self funded trip to Vietnam where they spent two (2) weeks during the January holidays teaching swimming and water safety education.

Due to the success of the clinics, the President of the Tien Giang Province invited the Beatty Park Swim School team to make the project into an annual event and fundraising is now underway to facilitate this.

The Swim School Co-ordinator, Bev Christmass was again invited to the Australian Swim Coaches' and Teachers' Association Convention held on the Gold Coast in April 2012 where the Swim School picked up two (2) awards.

At the Australian Swimming Coaches and Teachers Association (ASCTA) Awards on 28 April 2012 Bev Christmass was presented with an award for 'Meritorious Service to the Teaching of Swimming in Australia'. It was a complete surprise to her and she was honoured to receive the award in front of Olympic and national coaches and many swimming industry greats.

In addition, at the Swim Australia Awards dinner on the 30 April 2012 the Beatty Park Swim School received an 'Outstanding Community Service Award' for their work in Vietnam.

Health and Fitness Programmes and Services

"3.1.2 Provide and develop a range of community programmes and community safety initiatives"

The attendances at all of our classes have been excellent during the redevelopment and to continue this class types and timetables were reviewed and CXWORX™, a Les Mills Group Fitness program, was introduced on to the timetable in August 2011. Beatty Park was one of the first Centres to run this program in WA.



Bev Christmass with Ross Gage and Laurie Lawrence.

Membership reduced at the start of the redevelopment, however, a significant number of members have suspended their memberships or sourced other facilities whilst construction is underway and plan to return once the works are complete.

Membership went from as high as 1,800 down to 1,100 but has continued to increase with the announcement of an opening date for the indoor pool.

Maintenance Programmes

"1.1.6 Enhance and maintain the City's infrastructure to provide a safe, healthy, sustainable and functional environment"

Beatty Park Leisure Centre has an established series of preventative maintenance schedules for all of the major plant and equipment on-site. Unscheduled plant and equipment failure results in loss of income for the Centre and poor customer relations. The Centre works closely with various specialist technicians who service and maintain the plant and equipment at the Centre to minimise this impact.

During the redevelopment of the Centre several areas not directly part of the works but requiring attention were addressed by staff, using the current maintenance budget.

Public Education

"3.1.2 Provide and develop a range of community programmes and community safety initiatives"

The Watch Around Water, which was launched at Beatty Park Leisure Centre by the Royal Life Saving Society of WA (RLSSWA) in January 2005, continues to be the Centre's key public safety education campaign.

Watch Around Water promotes safe swimming in aquatic facilities across the State by providing consistent policies and guidelines from the RLSSWA that Beatty Park Leisure Centre helped to develop. The programme is now considered industry best practice amongst WA facilities and numerous facilities in the Eastern States have also introduced it.



Safety and Security

"3.1.2 Provide and develop a range of community programmes and community safety initiatives"

"1.1.4 Minimise negative impacts on the community and environment"

Employees at Beatty Park Leisure Centre are well trained in emergency care. The aquatic area also provides monthly data to the Royal Life Saving Society Injury Prevention Research Programme which aims to reduce injuries in aquatic facilities.

A CCTV system with twenty-one (21) cameras and three (3) sets of state-of-the-art computerised lockers provide extra peace of mind and security for patrons visiting the busy facility. This system is currently under review to be upgraded as part of the redevelopment and will include more coverage of the car park.

Retail Shop, Café and Crèche Service

"2.1.6 Develop business strategies that provide a positive triple bottom line return for the City"

The Café and Retail shop were closed for the majority of this financial year with a range of products provided at the temporary reception.

The online component of the bathers and swimming accessories shop has been well received, with local and interstate orders being received on a regular basis.

The Crèche service continues to be highly regarded as a safe, friendly and secure venue for children. The hours of operation of the Crèche were reduced during the redevelopment due to reduced demand for the facility.

The Future of Beatty Park Leisure Centre

"1.1.3 Enhance and maintain the character and heritage of the City"

"1.1.6 Enhance and maintain the City's infrastructure to provide a safe, healthy, sustainable and functional environment"

The completion of the redevelopment is scheduled for early 2013, the City of Vincent will provide the community with a high quality, accessible facility that will be comparable with any new facility in the State and will ensure both the operational and financial viability of the Centre for the foreseeable future.

Director: Carlie Eldridge

The objective of the Planning Directorate is to plan and create a multi-dimensional sustainable environment that respects and grows from its past and effectively embraces the community vision and needs of today and tomorrow.

Planning & Building Services

Manager: Helen Smith

Planning and Building Services plans for the City's future through the assessment and management of development approvals and through undertaking development compliance to ensure that development integrates into our city, respects surrounding development and provides for compliant buildings.

Planning Services

"1.1 Improve and maintain environment and infrastructure"

- Development Activity
- A total of 610 Planning Applications were received and comprised:
 - 441 development applications
 - 82 change of land use applications
 - 1 new home occupations
 - 7 renewal home occupations
 - 15 applications for demolition only of existing buildings
 - 64 applications for demolition of existing buildings and redevelopment.

A total of 535 Planning Applications were determined during the year.



Development Compliance

Written Directions

Three (3) written directions (Section 214 of the Planning and Development Act 2005) were served, two (2) for unauthorised use for massage purposes and one (1) for unauthorised use for lodging house purposes. Both unauthorised uses for massage purposes were complied with and withdrawn, and the unauthorised use for lodging house is currently under review.

Building Orders

Three (3) building orders (Section 110 of the Building Act 2011) were served for unsafe/dangerous/neglected structures. All three remain outstanding however are being monitored. One (1) building order was served as a result of advice from Council to withdraw a previous Local Government notice to demolish or make good and replace with a building order to 'make good'.

Local Government Act Notices

One (1) notice was service under Section 401 of the *Local Government (Miscellaneous Provisions) Act 1960* for an unauthorised Verandah. This was complied with.

Two (2) 'stop work' notices (Section 401A of the *Local Government (Miscellaneous Provisions) Act 1960*) were issued. Both notices were complied with.

Two (2) notices (Section 403 of the *Local Government (Miscellaneous Provisions) Act 1960*) for unsafe/dangerous building and or structures were served. One (1) is secured and awaiting repair whilst the other structure is in the process of being demolished.

Four (4) 'neglected building' notices (Section 405 of the *Local Government (Miscellaneous Provisions) Act 1960*) were served. One (1) has been withdrawn and replaced with a building order to be made good. One (1) has entered a legal agreement which will result in the notice being inactive until October 2012. The two (2) remaining are still being monitored.

Building Services

"1.1 Improve and maintain environment and infrastructure"



The commencement of the Building Act 2011 on 2 April 2012 introduced a significant change and a new building approval process for Western Australia, from the design stage right through to occupation of a building.

The Building Act and the Building Regulations 2012 replace the Building Regulations 1989 and much of the Local Government (Miscellaneous Provisions) Act 1960, and amends a range of associated acts.

From the 2 April 2012 if you are about to apply for a Building Permit, then you will need to make one of the following types of application to the local government / Permit Authority.

- Uncertified; or
- Certified

The time to approve an application depends on the type of application made. An uncertified application must be determined within twenty five

business days (25). A Certified application must be determined by the Local Government/ Permit Authority in ten business days (10 days).

Building Activity

- A total of 683 Building Applications were determined during the year and comprised:
- 514 Building Licences
- 52 Demolition Licences
- 17 Sign Licences
- 53 Swimming Pool Licences
- 14 Strata Certificates
- 33 Building Approval Certificates for Unauthorised Works

Total value of approved constructions was \$255,526.846.

Building Reviews

This year no review applications were lodged against a Building Licence condition.

Strategic Planning, Sustainability & Heritage Services

Manager: Tory Young

Strategic Planning, Sustainability and Heritage Services is a multi-faceted service section at the City, which provides a framework to plan for the future, adheres to recognising and celebrating Vincent’s heritage, manages and promotes sustainable growth and behavioural change, and establishes mechanisms to enhance economic development.

Strategic Plan Achievements 2011-2012

Strategies and Action Plans	Timeframe	Achievements
Key Result Area One: Natural and Built Environment		
Objective 1.1: Improve and Maintain the Environment and Infrastructure		
1.1.1 Develop and implement a City Planning Scheme and associated policies, guidelines and initiatives that deliver the community vision		
a) Review the City of Vincent City Planning Scheme No. 1 within an agreed timeframe; and deliver a new City Planning Scheme and associated documents in accordance with the outcomes of Vincent Vision 2024	2011-2016	The City’s Local Planning Strategy, City Planning Scheme No.2 Text and Maps and associated Precinct Policies were endorsed in draft format by Council at its Ordinary Meeting on 11 October 2011. The matter was subsequently reviewed by the Council following the Local Government elections and readopted on 20 December 2011 and forwarded to the WAPC to seek consent to advertise. Currently the City is in regular liaison with the Department of Planning to progress to the advertise stage.
(b) Implement and promote planning policies and guidelines to enhance sustainability, amenity, universal access, neighbourhood interaction and crime prevention.	2011-2016	New Precinct Policies have been prepared as part of City Planning Scheme Review and have been forwarded to the WAPC as part of the City Planning Scheme No.2. Overall a comprehensive review of Planning and Building Policy Manual is currently being undertaken with the view of streamlining and reducing the Planning Policies that currently apply and to ensure that the remaining policies are easily implemented and adhere to best practice sustainability principles.
1.1.2 Enhance and maintain the character and heritage of the City		
(a) Continue to implement and promote the Heritage Strategic Plan and Heritage Management policies and promote the Municipal Heritage Management Inventory.	2011-2016	Key initiatives of the Heritage Strategic Plan that have been completed in 2011/2012 include: increase in applications for the Heritage Assistance Fund, Heritage Walks, Heritage Workshops, Heritage Calendar and review of the City’s Heritage Policies.



Strategies and Action Plans	Timeframe	Achievements
1.1.3 Take action to reduce the City's environmental impacts and provide leadership on environmental matters.		
(a) Regularly review, update and implement the Sustainable Environment Strategy 2011-2016 and ensure the City acts in an environmentally sustainable manner in all of its operations.	2011-2016	The Sustainable Environment Strategy 2011-2016 was adopted by the Council at OMC 28 June 2011 and an associated Implementation Plan to implement the high priority actions in the Strategy was reported to OMC 10 July 2012. The key actions are currently being implemented.
(c) Promote and implement initiatives to reduce non-renewable energy use and increase the use of renewable energy sources.	2011-2016	<p>The City has hosted two Living Smart programs in the 2011-12. The program has assisted participants to reduce their energy use and promotes renewable energy alternatives.</p> <p>The Switch Your Thinking (SYT!) program's <i>Rebates for Residents</i> promotion started in January 2012. It provides the City's residents with rebates on solar panels and energy saving devices. SYT also offers <i>Photo Voltaics for Households</i> and <i>Photo Voltaics for Strata Owners</i> workshops, which are to be promoted and hosted by the City.</p> <p>As part of the current redevelopment of the Beatty Park Leisure Centre, geothermal energy will be used to heat the Centre's pools and will significantly reduce the Centre's use of non-renewable energy. Solar panels are also being included in the redevelopment for power use.</p> <p>The City is continuing to look at other options for renewable energy, possibly through Low Carbon Australia and has engaged consultants to prepare an Energy Management Plan.</p>
1.1.5 Take action to improve transport and parking in the City and mitigate the effects of traffic.		
(a) Implement the City's Car Parking Strategy and associated Precinct Parking Management Plans.	2011-2016	Key initiatives implemented in 2011/2102 include amendments to the Parking and Parking Facilities Local Law, installation of new areas of paid parking, the adoption of a Way Finding Signage. The review of the Parking and Access Policy No. 3.7.1 and the concept of 'Parking Benefit Districts' is currently being undertaken.
(e) Work with State Government to improve public transport within the City, including the Scarborough Beach Road Activity Corridor Project and the Central Northern Corridor Project along Fitzgerald Street.	2011-2016	<p>The Scarborough Beach Road Activity Project is near completion, with the City's Urban Design Framework adopted by Council at its Ordinary Meeting on 27 September 2011. The City remains in liaison with the Department of Planning, the Department of Lands and Regional Development and the City of Stirling with respect to road reservations of the Metropolitan Region Scheme. The overarching Scarborough Beach Road Activity Corridor Strategy is anticipated to be completed by the Department of Planning in 2012/2013.</p> <p>The Central Northern Corridor Project along Fitzgerald Street is currently being advertised for comments as part of the State Government Public Transport Plan 2031. This has also been incorporated into the North Perth Masterplan.</p>
(f) In partnership with the State Government and stakeholders, investigate options for a light rail system in the City, or alternative similarly dedicated service, to increase 'cross City' public transport.	2011-2014	This is being considered as part of the Scarborough Beach Road Activity Corridor and the Central Northern Corridor Project outlined above. This is also being considered as part of the joint Leederville Link Project with the City of Cambridge, of which the concept phase has been completed. The matter is also been discussed through an initiative with Curtin University and funds through the Perth Parking Management Area.

Key Result Area Two: Economic Development		
Objective 2.1: Progress Economic Development with Adequate Financial Resources		
2.1.1 Promote business development and the City of Vincent as a place for investment appropriate to the vision for the City		
(a) Implement the City's Economic Development Strategy 2011-2016.	2011-2016	A dedicated Economic Development Officer has commenced with the City and has commenced implementing the key actions from the City's Economic Development Strategy 2011 – 2016.
(b) Capitalise on the City's strategic location, its centres and commercial areas and ensure appropriately located and adaptable centres of economic activity within the City that provide a complimentary range of business opportunities and services for the community.	2011-2016	This has been incorporated into the economic analysis and forecasting in the City's Local Planning Strategy to inform City Planning Scheme No. 2 and associated Policies. This is also been developed further through a Retail Needs Assessment to be prepared for the Leederville City Centre, and through other initiatives being developed by the City's Economic Development Officer, through liaison with businesses and business groups within the City's 5 City Centres.
(c) Facilitate cooperative approaches to marketing of the Centres and encouraging the local business community to maintain the momentum of growth.	2011-2016	The City's Economic Development Officer has established relationships with businesses within each of the City's City Centres, and is working towards implementing various initiatives to support and enhance the growth of the City's business communities. This has been illustrated through the creation of various business groups and street enhancement programs.
(e) Promote tourist activity with the City and review the City's facilities in terms of attracting regional events and programmes.	2011-2016	Opportunities to promote the City as a destination have been explored as they arise and are being investigated by the City's Economic Development Officer.
2.1.2 Develop and promote partnerships and alliances with key stakeholders		
(a) Establish public/private/government alliances and partnerships to attract external funding and investment to enhance the strategic direction of the City.	2011-2016	Opportunities are always explored, as they arise. The matter is also being considered as part of the Inter-Governmental Working Group which has recently been established comprising representatives from the City of Vincent, Subiaco and Perth, the City of Cambridge, the Department of Transport, the Department of Planning, Main Roads WA, Western Power and the Water Corporation.
2.1.3 Develop business strategies that reduce reliance on rates revenue		
(b) Investigate strategies to encourage local businesses to contribute to the local community..	2011-2016	This is been actively pursued through various initiatives being undertaken by the Economic Development Officer.
2.1.4 Implement the Leederville Masterplan and West Perth Regeneration Project		
(a) Implement the Leederville Masterplan and ensure it achieves triple bottom line objectives.	2011-2016	A structure plan is being prepared in house in accordance with the State Planning Policy No. 4.2 and <i>Directions 2031</i> .
Key Result Area Four: Leadership, Governance and Management		
Objective 4.1: Provide good strategic decision-making, governance, leadership and professional management.		
4.1.4 Plan effectively for the future		
(c) Conduct a Climate Change Risk Assessment.	2011-2012	The City has completed a Climate Change Risk Assessment project in partnership with the City of Perth and the Metropolitan Redevelopment Authority (formerly East Perth Redevelopment Authority).
(d) Prepare and implement a Climate Change Adaptation Plan.	2012-2013	The Climate Change Risk Assessment and Analysis has been completed along with the generic adaptation plan. The Climate Change Adaptation Plan will be prepared for the City during 2012 – 2013.

Director: Rick Lotznicker

Mindarie Regional Council

"1.1.4 Minimise negative impacts on the community and environment"

The City together with six (6) other metropolitan local governments comprises the Mindarie Regional Council (MRC). The MRC is committed to reducing the amount of waste to landfill and in 2009 implemented the Stage 1 Resource Recovery Facility (RRF) located at Neerabup (east Wanneroo).

The RRF is designed to receive domestic and commercial waste and process the organic fraction of the waste stream to produce high quality compost. The majority of the City's waste was delivered to the RRF in 2011-2012.

Another reason why the RRF was constructed was to prolong the life of the existing MRC landfill site located at Tamala Park in Mindarie.

Engineering Operations

Manager: Con Economo

Engineering Operations are responsible for the construction, maintenance and cleaning of the City's infrastructure including roads, footpaths, drainage, rights of way, car parks and streetscapes. The service is also responsible for the collection of refuse from residential and commercial properties.

Maintenance Operations

"1.1.6 Enhance and maintain the City's infrastructure to provide a safe, healthy, sustainable and functional environment"

During 2011-2012 in excess of \$3.5 million was expended in maintaining the City's infrastructure to a safe and acceptable level of service. The works also included the installation of crossovers, street/parking signage, drainage, road line marking and installation of street furniture. The majority of the works were undertaken by the City's workforce and some by contractors under the City's supervision. In addition, considerable work was undertaken to remediate and improve drainage and road infrastructure to ameliorate where ever possible incidences of any future flooding.

Capital Works Implemented during 2011-2012

"1.1.6 Enhance and maintain the City's infrastructure to provide a safe, healthy, sustainable and functional environment"

Footpath Upgrade Program

An allocated amount of \$400,000 to upgrade slab footpaths to cast in-situ concrete and brick paving throughout the City was expended during this period. The program resulted in just less than 2.5 kilometres of footpaths being upgraded with nineteen individual projects across Vincent.

Road Resurfacing & Rehabilitation

During this period \$830,000 was expended on the rehabilitation of the City's District Distributor road network as part of an ongoing road upgrade program. Four District Distributor roads were upgraded as part of the Metropolitan Regional Road Program (administered by Main Roads WA) where the City contributed one-third of the cost and the State Government contributed the remaining two-thirds.

As part of the Road Resurfacing program and additional \$200,000 was expended upgrading the City's local road network.

Australian Government's Auslink Roads to Recovery Program

During 2011-2012 approximately \$173,000 was expended to upgrade a further five (5) local roads as part of this program, which is fully funded by the Australian Government.

Right of Ways

In accordance with the adopted program, eight (8) Rights of Way were upgraded. They were paved, kerbed and drained at a total cost of approximately \$300,000.

Capital Works

A large number of significant projects including traffic management, the upgrade of existing car parks, State-funded Black Spot safety improvements and various streetscape upgrades were also implemented by Engineering Operations during this period.

Drainage construction for a cost of approximately \$215,000 was implemented at various low points to address flooding issues by the installation of double soak wells as part of an ongoing program.

Recoverable Works

Engineering Operations undertook in excess of \$200,000 worth of recoverable works for private developers, public utility authorities and ratepayers. These works included the upgrade and repair of right of ways, footpaths, crossovers, roads and verges.

Waste Management/Street Cleaning Operations

"1.1.6 Enhance and maintain the City's infrastructure to provide a safe, healthy, sustainable and functional environment"



Household Refuse Collection

In excess of \$3.0 million was expended on the residential and commercial refuse collection service with the collection and disposal of approximately 13,000 tonnes of refuse (domestic waste, park rubbish and tidy bins collected by Parks and Property Services) and miscellaneous waste. The volume of waste collected ranged from approximately 990 tonnes to 1,200 tonnes per month.

The service included a minimum weekly collection of mobile garbage bins from residential properties (including units) and commercial properties where in some instances the collection was up to two to three times per week.

Street Cleaning & Precinct Cleaning

A budget of in excess of \$450,000 was allocated to clean the City's precincts, roads, footpaths and car parks. A dedicated Precinct Cleaning Crew undertook this function each day, commencing in the high profile Leederville shopping precinct and working their

way around the various precincts, car parks and hot spots.

The City's large road sweeper generally cleans every street three (3) to four (4) times annually. As part of this program, individual requests were also immediately addressed.

Works Depot

The Depot houses all plant and equipment for Engineering Operations and Parks and Property Services and is also the base for the City's operational staff. The depot has a large stores area for day-to-day use of materials and in case of emergencies.

Asset & Design Services

Manager: Craig Wilson

Asset and Design Services is a small multi-faceted team which is responsible for the design and documentation of the City's infrastructure upgrade programs including drainage, rights of way (acquisition, administration), underground power, street lighting, signage and street furniture. This service area also assesses all Development Applications to ensure compliance with the relevant engineering standards and specifications as well as providing design and survey support for Engineering Operations and Parks Services.

Capital Works Designed and Implemented during 2011-2012

"1.1.6 Enhance and maintain the City's infrastructure to provide a safe, healthy, sustainable and functional environment"

Cycling, Walking & Universal Access Improvements

In the past financial year the City completed a number of minor cycling, walking and universal access improvement projects in keeping with the Disability Access and Inclusion Plan and existing Local Bicycle Network Plan. However in acknowledgement that the Bicycle Plan was in need the of a major revision the City invited expressions of interest from suitably qualified Transport Consultants to prepare a new 'best practice' Bicycle Plan to be develop in conjunction the City's residents in later part of 2012. Once completed and adopted by the Council it is expected that a number of bicycle improvement projects will be identified and implemented over the coming years.

In addition the City successfully applied for state funding to employ a TravelSmart Officer. Commencing in 2012-13 the TravelSmart officer's task is to identify, develop and implement programs, strategies and initiatives that encourage and promote smarter and more sustainable travel options and practices within the City.

Road Rehabilitation (State/Local Government Funded Road Works)

As part of the State 2011-2012 Metropolitan Regional Roads Program (MRRP), the City applied for and subsequently received funding to upgrade a section of three district distributor roads. The value of these projects was in the order of \$830,000, to which the City contributed one-third of the total cost. The works, in the main, comprised new kerbing, drainage improvements, profiling of the existing road surface, applying new asphalt overlay and line-marking.



Drainage

In addition to the drainage improvements associated with the road rehabilitation and road resurfacing programs, the City undertook a number of drainage designs/assessments ranging from minor improvements addressing localised problems (such as tree roots blocking pipes) to significantly larger projects designed to reduce the likelihood of property damage resulting from flooding. The major storm event of 22 March 2010 presented many design and operational challenges which are progressively being addressed.

Car Parking

The City undertook a number of minor and mid-sized parking improvement projects within the commercial/entertainment precincts and around schools. Further, new parking restriction schemes were introduced in various locations in direct response to residents' concerns, most of which related to all day commuter parking or general congestion in their street.

Streetscape Improvements and Commercial Precinct Upgrades

"1.1.6 Enhance and maintain the City's infrastructure to provide a safe, healthy, sustainable and functional environment"

Design projects vary from incorporating additional trees in the narrow streets of the inner city areas to extensive streetscape upgrades of the various City Centres and Commercial Precincts. Design elements include varying combinations of new paving, street furniture, pedestrian crossing facilities, landscaping, public art, banner poles, bicycle parking facilities, bus shelters, traffic calming and upgraded street lighting. Further, in order to maximise the benefits to the community, many of these projects are specifically linked to the road resurfacing, traffic management and footpath upgrade programs.

Beaufort Street Enhancement Working Group

The City continued to engage with the Beaufort Street Network community action group and local business representatives to look at new and innovative design features to be incorporated in an 'upgraded' Beaufort Street. The design elements will include unique 'artistic' street furniture such as new 'living' bus shelters, bins, bike racks and public seating. Further improvements will include major art pieces and murals, toilets and lighting in public spaces.

Traffic Management and Safety

"1.1.6 Enhance and maintain the City's infrastructure to provide a safe, healthy, sustainable and functional environment"

Various traffic management and road safety improvement projects were designed and implemented during the course of the year the most notable being the Leake and Vincent Streets Black Spot Improvement Project. Other projects included traffic calming works in Pennant Street, North Perth, Hobart Street and Purslowe Streets, Mt Hawthorn and upgraded pedestrian crossing facilities in Charles Street (North Perth), with a additional works scheduled in second half of 2012.

Other Programs

Bus Shelter Grants Scheme

In the ten years prior to 2010 the City participated in the Public Transport Authority's (PTA) grants scheme which co-funded the installation of twenty-three new bus shelters. However, the PTA suspended the program in early 2010, and as a result the City deferred any further bus shelter installations until such time as the program's future is clarified.



State Underground Power Program

In 2009 the City unsuccessfully applied for Round 5 of the State Underground Power Program (SUPP) for a Major Residential Project (MRP). While the future of the program appears to be assured Round 6 MRP submissions are not likely to be called before end of 2012, with the level of contributory funding yet to be determined.

Notwithstanding, underground power continues to be implemented as a condition of commercial development approval where appropriate. Further, in 2011-2012 Western Power undergrounded the powerlines the length of Walcott Street from Charles Street (North Perth) to Raglan Road (Mt Lawley) as a public safety improvement project. Further, Western Power has advised the City that it has been successful in its submission for a Localise Enhancement Project (LEP) in the Brookman and Moir Streets heritage precinct. However the cost of the project and therefore the City's contribution is yet to be determined.

Asset Management

"4.1.2 Manage the organisation in a responsible, efficient and accountable manner"

Asset management is recognised as a core function of local government and mandated in legislation, requiring all local governments to develop comprehensive Asset Management Plans, which will link directly into the Plan for the Future. The City has already commenced the process with the adoption of the Asset Management Strategy and Asset Management Policy, with Asset Management Plans currently being prepared for each class of asset.

Waste Management

"1.1.4 Minimise negative impacts on the community and environment"

Recycling Collection

To the end of June 2012 there were 12,363 'yellow top' 240L mobile recycling bins in service within the City, an increase of 2.9% over the year. Some 3,762 tonnes of recyclable materials were collected by the City's contractor, Perth Waste Green Recycling, from both residential and commercial properties at a total cost of \$991,000. The recyclable materials were taken to Perth Waste's Bibra Lake recycling facility for sorting and distribution. In addition, the City collected the following quantities of household recyclable items from collection points at the

Administration & Civic Centre, Library & Local History Centre and Beatty Park Leisure Centre.

- 602 kg of dry cell batteries
- 30 kg of old mobile phones (MobileMuster)
- 197 kg of compact fluorescent light globes and fluorescent tubes, and
- 178 kg of printer cartridges.

Further the City, in partnership with the Mindarie Regional Council, continued its successful Local Primary Schools dry cell batteries collection program resulting in a further 228 kg of batteries being diverted from land fill.

After the very successful Household Hazardous Waste (HHW) Disposal Day in February 2011 the City applied for funding to hold a similar event in 2012 but was unsuccessful. However residents are encouraged to take their HHW to the Balcatta, Tamala Park and Brockway Transfer Stations so as to safely and responsibly dispose of HHW and e-waste.

Bulk Verge Collections

The City engaged a new contractor in 2011 and carried out two green bulk verge collections and one general junk bulk verge collection during the year. For first time the general junk collection included 'e-waste' resulting in 19.4 tonnes being diverted from landfill including hundreds of redundant CRT TV's and computer monitors, dozens of printers and computer hardware and all manner of electronic items. In total the bulk verge collections resulted in 730 tonnes of general junk or hard waste being collected from which a further 40 tonnes of scrap metal was recovered. The combined green waste collections resulted in 507 tonnes of green waste being mulched for landscaping use.

Parks & Property Services

Manager: Jeremy van den Bok

Parks Development

"1.1.6 Enhance and maintain the City's parks, landscaping and natural environment"

The Weld Square Redevelopment project has progressed considerably over the past 12 months with paths, an automatic public toilet, landscaping and installation of a mini basketball court now completed. Central TAFE Applied Design students are still working on designs/costings for park furniture and other features and works to be completed over the next year include the installation of lighting, play features, outdoor ping pong and exercise equipment.

The Britannia Reserve Masterplan Working group is currently working with consultants in developing a Masterplan for the redevelopment of Britannia Reserve. Funding is likely to be allocated on next year's budget to progress with Stage 1 of the project once the Masterplan is finalised.

The location for the Vietnamese Monument of Gratitude within the City has been reconsidered and the preferred option is now Wade Street Reserve which if approved following public consultation will enhance this otherwise uninteresting piece of public open space located at the corner of Brisbane and Beaufort Streets.

Environmental Projects

The Project Officer Parks & Environment has reported directly to the Manager Parks & Property Services since March 2012 and many projects that had previously stalled are now up and running again. These include the schools landcare program, wormfarm workshops, rain gardens, drafting of both the Greening plan & Hyde Park catchment management plan, environmental awards and progressing with numerous grant funding opportunities.

Ongoing maintenance works have been progressing at Banks Reserve, Smith Lake Reserve and Robertson Park over the past 12 months to reduce weed invasion and revegetate areas where required.

A concept redevelopment plan for Walters Brook located in Banks Reserve has been completed which will provide numerous ecological and environmental benefits for the area and works on this project will commence

in the 2102/13 financial year. The revegetated banks and general design layout will provide precious food sources and shelter for native fauna as well as successfully supporting and enhancing local ecosystems.

The promotion of home composting, such as worm farms and backyard composting bins where the City subsidises the cost of worm farms and compost bins provided to Vincent residents, is undertaken by the Project Officer – Environment and in addition several successful Worm Farm Workshops for residents were held and more are planned for the next financial year.

Conservation/Restoration Projects

“1.1.4 Minimise negative impacts on the community and environment”

The Hyde Park Lakes Restoration project has finally reached the stage where on ground works are now about to commence with the Council recently approving a contract for Advantearing Civil Engineers for the Restoration of Hyde Park lakes. The works will involve the installation of a new lake walls, beached areas and revegetation of the islands.

Works are destined to start as early as September 2012 and it is envisaged that the project will take around six (6) months to complete. At this point in time there is a moratorium on all Hyde Park bookings until the works program is finalised and impact on the park can be assessed to determine exact safety requirements.

The City's officers are working on developing a 'Greening Plan' which will be presented to council later in the year for endorsement. Many current programs will 'dove-tail' into the plan including the existing Eco-zoning implementation plan which involves the removal of grassed areas on road reserves and around parks and replacement with native vegetation. Year 1 of the program has nearly been completed which included eco-zoning areas of the Loftus Street Median Island and Keith Frame Reserve.

A Central Control Irrigation system will be installed over the next 12 months which will assist staff in maintaining and controlling groundwater use throughout the City.

Building Projects and Property Maintenance

The Mt Hawthorn Main Hall lift installation and toilet refurbishment and playgroup upgrade works were completed in the 2011 / 2012 financial year and include installation of an elevator, accessible toilet and various minor improvements required in accordance with the Building Code. There were also upgrades to the playgroup area and playground.



An upgrade of the City of Vincent Works Depot was completed these works involved the relocation of records to a new location within the depot and relocation of the Rangers section from the Main Administration building to the works depot.

Refurbishment of the Main Administration building office area was also completed which resulted in the modification and relocation of the Planning and Building areas, Rangers Section and Health Services. The front foyer area was also modified to aid in improving the level of customer service.

In accordance with the 20-Year Universally Accessible Facilities Program the Throssell St and Vincent St toilet block (west) has recently been upgraded with installation of a universally accessible toilet and provision for wheel chair access.

An audit was also undertaken of all Council Buildings to identify any asbestos materials. As a result of the audit a five (5) year plan was put in place to remove asbestos from all Council Buildings and this was set to commence in the 2011/12 financial year. In the 2011/12 financial year 4 buildings had asbestos removed as follows:-

- 4 View St North Perth
- Avenue Carpark Toilet
- Leederville Oval East Toilet Block
- ASSETS Building – 286 Beaufort St

Works commenced on the Beatty Park Leisure Centre Redevelopment in the 2011/2012 financial year and will continue on into the 2012 /2013 financial year.

Capital Works Undertaken During 2011-2012

"1.1.4 Enhance and maintain the City's infrastructure, assets & community facilities to provide a safe, sustainable and functional environment."

Other capital works completed throughout the 2011-2012 year include:

- Installation of Water Meters on Groundwater bores (Stage 2)
- Replacement of Synthetic Sports Surfaces
- Charles Veryard Reserve – Playground upgrade
- Charles Veryard Reserve – Dual Use Path/Landscaping
- Robertson Park – Installation of Swing set
- Smiths Lake Reserve – Electric BBQ
- Banks Reserve – Electric BBQ
- Jack Marks Reserve - Fencing
- Kyilla Park – Fitness Track
- Park Furniture installations – Various parks

Operations – Maintenance

"1.1.6 Enhance and maintain the City's parks, landscaping and natural environment"

Street Trees

An annual pruning program commences in July each year and involves clearing of all Western Power cables, under pruning and clearing of the household service wires. Individual pruning requests will be assessed and pruning only undertaken in accordance with Council policy.

Weed Pest Control/Fertiliser Applications

Very little broadacre weed control is undertaken within the City's park. Detailed weed control using Glyphosate is however undertaken around all fences and fixtures within parks and the annual weed control of footpaths/kerbs/medians is now again being implemented in May and November of each year to reduce weed growth and maintain standards.

The City fertilises all active sports reserves up to three times per year with various blends of fertiliser, depending on results of turf leaf tissue analysis and the Phosphorous Retention Index (PRI) of the soils.

Playgrounds

The City's playgrounds are inspected and maintained regularly in accordance with the relevant Australian Standards. A revised six (6) year playground upgrade program has now been completed and staff will now be revisiting a further upgrade of the playground at Banks Reserve in view that a proposed nature based playground be incorporated in to the landscape.



Halls and Reserves Bookings

The total revenue generated for the year from halls bookings was \$238,400 and the total revenue generated from the hiring of reserves was \$136,717.

Garden Competition

The City's 17th Annual Garden Competition was conducted in October 2011. This event continues to attract many entrants across the nominated categories. A total of 102 entries were received for the 2011 competition.

Vandalism

The City experiences acts of vandalism from time to time and costs associated with repairs and reinstatement of recreational areas/buildings and car parks for the 2011-2012 financial year were:

Location	2007-08	2008-09	2009-10	2010-11	2011-12
Sportsgrounds	\$10,245	\$26,304	\$27,886	\$28,839	\$21,659
Parks	\$32,792	\$32,922	\$38,542	\$32,329	\$23,157
Road Reserves	Nil	Nil	\$5,750	\$1,186	\$2,370
Car parks	\$1,085	\$972	\$1,317	\$515	\$245
Council Buildings	\$49,462	\$16,579	\$11,204	\$15,293	\$8,083

Graffiti Control

The Council has a policy of, where practicable, removing all reported graffiti tags on public and private property within forty-eight hours.

The data below represents the statistics for the period 1 July 2011 to 30 June 2012:

Suburb	Reports 08-09	Reports 09-10	Reports 10-11	Reports 11-12
East Perth	12	14	19	10
Highgate	109	88	189	99
Leederville	346	271	395	188
Mount Hawthorn	263	213	298	132
Mount Lawley	284	259	259	339
North Perth	580	387	351	371
Perth	563	497	698	527
West Perth	125	91	134	84

Of the above reports 1,394 were on private property, 349 were on City property and the remainder being on other service authorities' infrastructure. A total of 7,359m² of graffiti was removed at a total cost of \$107,826.



The *Local Government Act* requires local governments to produce a Plan for the Future. The indicators have been prepared under the following activities:

- Governance
- Asset Acquisition and Replacement
- Beatty Park Leisure Centre
- Vincent Library Services
- Law and Order Services
- Car Parks and Parking Control
- City Planning and Development Control
- Building Management and Control
- Health Services
- Parks and Sports Grounds
- Road Reserve Infrastructure
- Waste Management
- Community Development.



The City performed to a high standard in most activity areas, generally meeting established performance measures. Details on the performance of specific activities are included in the various service area reports contained within this Annual Report.

Operating expenditures were subject to some variations, operating incomes were on budget.

GOVERNANCE

ACTIVITY

To provide efficient and effective administrative and operational services to the Council Members to enable them to perform their duties and meet the requirements of the community and the Council.

OBJECTIVE

To provide timely, professional advice and services to Council Members to facilitate strategic planning and responsible decision-making.

KEY PERFORMANCE INDICATORS	08/09	09/10	10/11	11/12
Workload Indicators				
Average number of residents per Council Member	2,989	2,989	3,466	3,466
Size of local government	11.3 sq km	11.3 sq km	11.3 sq km	11.3 sq km
Average population per square kilometre	2,689	2,689	2,761	2,761
Efficiency Indicators				
Governance expenses as a percentage of operating expenditure	5.16%	6.40%	5.55%	6.0%
Average governance expenses per Council Member	\$204,579	\$273,702	\$243,022	\$279,070
Average amount of Council expenses per Council Member	\$107,784	\$112,150	\$114,149	\$132,671
Effectiveness Indicators				
Elector rating of overall Council Member performance	N/A	N/A	N/A	N/A
Voter participation at elections	N/A	29.60%	N/A	36.24%
Number of elector initiated meetings	1	0	0	0
Number of complaints against an Council Member for alleged breach of the City's Code of Conduct	1	1	2	2

Statistical Information

Governance	08/09	09/10	10/11	11/12
Governance as a percentage of operating expenditure	5.16	6.40	5.55	6.0
Average governance expenditure per Council Member – total governance	\$204,579	\$273,702	\$243,022	\$279,070
Members of Council only	\$107,784	\$112,150	\$114,149	\$132,671
Elector Initiated Meetings				
Number of meetings	1	0	0	0
Complaints to the Ombudsman				
Number of complaints	2	2	3	1
Freedom of Information Requests				
Number of requests	12	7	8	16

Statistical Information – Decisions of Council

Item	08/09	%	09/10	%	10/11	%	11/12	%
Items Considered	581	-	546	-	507	-	588	-
Recommendations Adopted	451	77.62	408	74.72	373	73.57	367	62.41
Recommendations Amended	87	14.97	107	19.59	98	19.32	111	18.87
Recommendations Not Adopted	13	2.24	19	3.47	17	3.35	18	3.06
Items carried En Bloc	214	36.83	235	43.04	201	39.64	233	39.62
Items Deferred	28	4.82	32	5.86	28	5.51	50	8.50
Notices of Motion	5	-	9	-	19	3.74	31	5.28
Corrected Officer Recommendation	-	-	55	10.07	26	5.12	16	2.72
Average Public Attendance	30	-	20	-	19	-	17	-
Average Public Questions/Speakers	12	-	5	-	8	-	9	-
Average Meeting Time	2 hours & 41 minutes		3 hours & 50 minutes		3 hours & 15 minutes		3 hours and 25 minutes	

ASSET ACQUISITION AND REPLACEMENT

ACTIVITY

To provide for the acquisition and replacement of City vehicles, plant and equipment assets. The major plant and waste plant are acquired and replaced in line with the 5-Year Plant Replacement Programme. The light vehicles are replaced in accordance with the Fleet Management Contract. The acquisition and replacement of computer hardware is in line with the Information Technology Strategic Plan.

OBJECTIVE

To provide a programme for the planned acquisition and replacement of City-owned assets and to ensure the necessary reserves are in place to enable this to be funded in the future.

KEY PERFORMANCE INDICATORS	09/10	10/11	11/12
Effectiveness Indicators			
Percentage of Capital Expenditure financed by external funding	14.7	17.7	64.2
Percentage of Assets programmed for replacement actually replaced	82	97	85
Ratio of Capital Expenditure to Total Depreciation	90%	87%	59%

BEATTY PARK LEISURE CENTRE OPERATIONS

ACTIVITY

To maintain a high quality leisure facility for the benefit of all ratepayers, residents and other members of the public.

OBJECTIVE

To provide the community with a self-funding facility that has access to both aquatic and other leisure activities in a clean, well-supervised, state-of-the-art facility.

KEY PERFORMANCE INDICATORS	08/09	09/10	10/11
Workload Indicators			
Number of full-time equivalent employees in the Leisure Centre	51	51	46
Number of recreation and leisure centre users per week	15,254	15,596	15,403
Number of swimming pool users per week	8,045	7,785	7,854
Number of activity users per week (swim school, circuit, aerobics, aqua fitness, personal training, massage)	1,750	1,867	1,949
Efficiency Indicators			
Net cost of operating Leisure Centre per user	\$0.27	\$0.34	\$0.38
Net cost per full-time equivalent employee	\$4,167	\$5,511	\$6,677
Operating cost per hour open to the public	\$1,053	\$1,096	\$1,077
Effectiveness Indicators			
Leisure Centre total operating hours per week	98.25	98.25	98.25
Leisure Centre's written complaints per 1000 capita	<1.0%	<1.0%	<1.0%

Statistical Information

Attendance Figures	08/09	09/10	10/11	11/12
Category				
Adult Swim *	153,438	145,660	140,319	27,660
Child Swim *	52,598	53,397	51,849	6,902
Student Swim *	12,997	10,097	9,126	2,955
Pensioner/Senior Swim *	24,140	28,464	26,987	9,144
Sauna/Spa/Steam Room/Swim *	12,856	13,375	13,363	4,467
Pensioner Sauna/Spa/Steam Room/Swim *	2,891	3,384	3,103	924
Student Sauna/Spa/Steam Room/Swim *	-	1,636	1,121	360
Trainer Swim *	12,566	13,951	10,621	3,175
Family Swim (2 adults and 2 children)	15,176	15,500	18,013	8,520
Baby Toddler – free	52,105	51,975	54,225	7,200
Spectator	86,837	95,863	104,894	24,581
In-term Swim and VacSwim	58,004	53,967	64,492	No Classes
Carnival	21,600	18,100	15,200	No Carnivals
Special Events	650	615	700	-
Birthday Party participants	2,203	2,177	2,724	228
Swim School – parent baby	14,400	15,591	17,036	5,307
Swim School – pre-school	20,250	23,001	25,111	8,512
Swim School – school age	31,450	34,077	36,767	11,860
Swim School – adult	2,420	2,867	2,733	691
Swim School – one-to-one	1,690	1,276	1,677	1,687
Swim School – school holiday	2,575	3,105	3,385	No Classes
Swim School – RLSS In-term	2,060	2,430	2,130	No Classes
Member entry	158,706	178,104	164,832	96,111
Casual Gym	3,775	3,946	4,010	2,765
Fitness Appraisal	47	-	-	4
50+FIT	731	848	801	486
Aerobics *	7,636	6,819	5,884	4,665
Circuit Gym *	834	479	439	429
Aqua Fitness *	3,873	4,198	3,101	585
Massage	872	1,114	883	851
Personal Training	2,227	2,175	1,425	1,068
Crèche	8,453	9,367	7,349	4,175
RPM*	652	1,308	1,191	1,154
Meetings/Functions/Courses	10,220	12,130	5,480	500
TOTAL	793,215	810,996	800,971	#236,966

* Not including member attendance

Outdoor pool closed from September 24 2011. Indoor pool, Café, Retail shop closed from October 31 2011.

LIBRARY SERVICES

ACTIVITY

Providing a comprehensive library and local history service for the community in well-equipped and modern surroundings at the City of Vincent Library and Local History Centre.

OBJECTIVES

To provide the Vincent community with access to a first-class service which provides the widest range of library services and maximises the use of current technology.

KEY PERFORMANCE INDICATORS	08/09	09/10	10/11	11/12
Workload Indicators				
Number of Library loans per annum	195,422	198,869	194,153	192,289
Total registered members	10,765	16,030	12,433	14,513
Total number of requests per annum per member	0.63	0.86	0.68	0.73
Efficiency Indicators				
Total number of requests satisfied	6,805	9,449	8,725	10,686
Total members served per staff member Full Time Equivalent	10.45	14.24	9.34	12.30
Total book loans per staff member Full Time Equivalent	18,973	15,443	16,723	18,123
Library operating expenditure per member	\$111.59	\$79.11	\$109.64	\$91.29
Effectiveness Indicators				
Number of Library loans per member	18.15	12.41	15.62	13.24
Total hours per week of access	55	55	55	55
Hours of access outside normal office hours	15	15	15	15
Current membership as percentage of local government population	35.35	35.4	39.85	46.00%
Average number of users of Internet terminals per week	261	365	326	292

Statistical Information

Item	08/09	09/10	10/11	11/12
Adult Membership	9,064	13,493	8,897	11,789
Child Membership	1,436	2,537	2,346	2,724
Total Membership	10,765	16,030	12,433 **	14,513
Percentage of resident membership	54.09	39.43	56.89	61.36%
Number of housebound members	70	66	85	90
Average monthly transactions	30,660	31,864	31,207	30,853
Number of Library Board stock per capita	1.25	1.25	1.17	1.18
Library Board standard	1.25	1.25	1.25	1.25
Number of items issued	195,422	198,869	194,153	192,289
Library gross expenditure	\$ 1,201,225	\$1,268,137	\$1,363,159	\$1,324,940
Cost per issue	\$6.15	\$6.37	\$7.02	\$6.89

** Drop in membership totals – as the figures for 2008-2009 and 2010-2011 are similar, it is believed that the figures for the 2009-2010 period may have been incorrectly calculated.

LAW AND ORDER SERVICES

ACTIVITY

To provide a Ranger Service to the community which will fulfil the statutory requirements of the City within the law and order and public safety services.

OBJECTIVE

To provide the residents, ratepayers and business proprietors of the City with an effective liaison, educational and legislative service in the areas of Animal Control, Litter Control, Graffiti Control, Fire Hazards, Abandoned Vehicles and other associated activities.

KEY PERFORMANCE INDICATORS	09/10	10/11	11/12
Workload Indicators			
Expenditure per property serviced by Ranger Services	\$238.82	\$245.36	\$253.64
Total annual complaints received per capita	0.87	0.83	1.03
Number of reports received to which Rangers Services response is warranted	23,879	25,955	27,917
Efficiency Indicators			
Rangers Service Revenue per Full Time Equivalent	-\$114,411	-\$126,234	-\$131,520
Average response time to reports received	2 hours*	2 hours*	2 hours*
Responses handled per Full Time Equivalent	2849	3083	3253
Effectiveness Indicators			
Percentage of rateable properties covered by Ranger Services	100%	100%	100%
Percentage of total reports warranting Ranger response to which response was provided	100%	100%	100%
Total reported complaints	25,643	27,746	32,531

Dog attacks actioned immediately *

Serious parking complaints – initial response as soon as possible *

Dependent on severity of complaint *

Statistical Information

Number of Complaints	09/10	10/11	11/12
Litter	171	357	313
Dogs General	539	527	527
Dogs Noise	66	110	137
Dogs Attacks	33	36	44
Bush Fire/Burn off	92	112	112
Other	736	887	795
Total No of Non-Parking Complaints	1637	2029	1928
Number of Infringement Notices Issued			
Dog Act	71	69	45
Litter Act	18	14	41
Dogs			
Number of dogs impounded	74	78	72
Number of dogs claimed	63	65	64
Number of dogs sold	6	5	6
Number of dogs euthanized	5	3	2

CAR PARKS AND PARKING CONTROL

ACTIVITY

To provide an enforcement service to residents, ratepayers and business proprietors of the City and to provide car parking facilities for use by the customers of Vincent.

OBJECTIVES

To provide the residents, ratepayers and business proprietors of the City with effective and cost-efficient car parking facilities.

To provide suitably maintained car parks to ensure safety and security of patrons.

KEY PERFORMANCE INDICATORS	09/10	10/11	11/12
Workload Indicators			
Parking revenue as a percentage of overall revenue	13.40%	13.21%	15.56%
Total number of infringements issued per annum	32,855	33,331	33,437
Total number of infringements issued per capita	1.16	1.17	2.15
Number of Premises Assessed for Eligibility for Parking Permits	1,304	1394	1413
No of Properties Assessed for Road Closure/Obstruction Permits	902	902	496
Number Road/Footpath Obstruction Permits Issued	471	511	437
Efficiency Indicators			
Number of infringements issued per Full Time Equivalent (FTE)	3638	3703	3715
Parking Revenue generated per Full Time Equivalent (FTE)	\$239,848	\$246,785	\$244,129
Effectiveness Indicators			
Percentage of revenue over total expenditure for car parks and parking control	134%	136%	143%
Number of complaints received by Ranger Services regarding parking in the City of Vincent	14,405	18,540	20,117

Statistical Information

Revenue	09/10	10/11	11/12
Inspectorial Control			
Modified Penalties	\$2,158,630	\$2,118,729	\$2,197,159
Court Imposed Penalties	\$193	\$248	\$1,995
Sale of Parking Signs	\$873	\$2,073	\$2,229
Other Revenue	\$12,388	\$1,547	\$10,720
TOTAL	\$2,172,084	\$2,122,597	\$2,212,103
Car Parks			
Frame Court	\$995,524	\$1,091,407	\$888,178
Brisbane Street	\$265,807	\$285,386	\$218,553
Raglan Road	\$27,093	\$35,294	\$82,184
The Avenue	\$563,019	\$647,428	\$656,563
Oxford Street	\$1,511	\$713	\$10,467
Chelmsford Road	\$57,277	\$61,555	\$61,403
Loton Park	\$78,974	\$86,473	\$87,958
The Stadium	\$4,647	\$10,713	\$17,382
Barlee Street	\$36,172	\$55,737	\$79,281
TOTAL	\$2,030,024	\$2,274,706	\$2,101,969
Kerbside Parking			
Various Kerbside Locations	\$623,517	\$697,268	\$1,693,790
Parking Revenue Total	\$4,825,625	\$5,094,571	\$6,007,862
Expenditure			
Inspectorial Control	\$1,966,503	\$2,053,111	\$2,260,975
Car Parks	\$621,942	\$523,322	\$618,290
PARKING EXPENDITURE TOTAL	\$2,588,445	\$2,576,433	\$2,879,265
Net Parking Revenue	\$2,237,180	\$2,518,138	\$3,128,597

CITY PLANNING AND DEVELOPMENT CONTROL

ACTIVITY

To provide for the orderly and proper land use and development in Vincent by providing equitable and timely planning advice and efficient and effective decision-making for the long-term benefit of the residents of Vincent.

OBJECTIVE

To provide the future strategic planning of Vincent and to maintain an efficient and effective service in the deliverance of statutory planning issues.

KEY PERFORMANCE INDICATORS	09/10	10/11	11/12
Comparative Indicators			
Net planning and regulatory costs per capita	\$59	\$53	\$61
Number of planning applications determined through the year*	741	553	535
Development applications	650	497	464
Survey strata title applications	20	21	20
Subdivision referrals	41	43	45
Change of land use applications	67	82	64
Home occupation applications	8	1	7
Requests for City Planning Scheme amendments	0	0	1
Efficiency Indicators			
Percentage of planning applications determined under delegated authority	75	71	82
Development applications	75	88	83
Survey strata title applications	82	95	100
Subdivision referrals	88	100	100
Change of land use applications	55	88	75
Home occupation applications	50	67	57
Average net cost of processing planning applications	\$1,391	\$1,395	\$1,505
Average planning application processing time	49 days	45 days	52 days
Development applications	51 days	48 days	52 days
Survey strata title applications	14 days	15 days	25 days
Subdivision referrals	18 days	18 days	21 days
Change of land use applications	53 days	54 days	53 days
Home occupation applications	63 days	55days	29 days
Percentage of applications processed within statutory time frame	59	69	63
Percentage of appeals per application decision**	2	1.9	3.1
Percentage of successful appeals per appeal lodged	33	7.6	15.8
Percentage of mediated appeals	–	61.5	63.2

*The total number of applications determined comprises development, change of use and home occupation applications. The Western Australian Planning Commission is the responsible authority for strata and survey strata title applications and subdivision referrals.

**There are no formal appeal rights on requests for City planning scheme amendments.

Statistical Information

Planning Applications	09/10	10/11	11/12
Planning applications	322	-	-
Change of use applications	-	82	64
Development not involving demolition	67	234	112
Home occupation	8	1	0
Home occupations – renewals	0	2	7
Demolition excluding redevelopment	33	8	13
Demolition including redevelopment	220	335	339
Total	650	662	535
Planning Appeals – Tribunal			
Total number	17	13	19
Appeals dismissed	3	0	0
Appeals upheld	3	1	3
Appeals dismissed/mediated	3	8	12
Appeals withdrawn	5	0	0
Appeals pending	3	4	4
Approved Developments			
Single houses	83	48	45
Grouped dwellings	50	58	43
Multiple dwellings	15	256	98
Aged/dependent person dwellings	1	1	0
Total Number of dwellings	149	363	186
Dwellings subject to alterations/additions	741	181	298
Home occupations	8	1	7
Mixed-use developments	38	11	6
Comprising:			
shop	5	1	6
office	34	28	19
eating house	1	2	1
show room	7	1	2
education establishment	0	1	0
group dwellings	2	1	0
multiple dwellings	182	256	213
light industry	0	0	0
unlisted use	1	0	0
Hall inc. dining	1	0	0
Hostel	1	0	0
Commercial	25	4	54

BUILDING MANAGEMENT AND CONTROL

ACTIVITY

To manage and maintain the City's building assets to meet the required standards in accordance with the City's 5-year maintenance programme.

OBJECTIVES

- To ensure building developments comply with the statutory standards of enabling legislation and provide for reasonable structure of integrity, durability, health, safety and amenity for the benefit of the occupants in the community.
- To manage the City's building assets and to ensure the City's buildings are maintained to a satisfactory level that ensures both the health and the safety of the users of the buildings.

KEY PERFORMANCE INDICATORS	09/10	10/11	11/12
Workload Indicators			
Number of building applications per year	561	634	683
Average value of building applications per year	\$186,380.80	\$272,986.42	\$374,124.21
Building control revenue to expenditure ratio	0.63	0.55	0.43
Efficiency Indicators			
Average number of working days to decide building application	33.6days	38 days	33 days
Percentage of building licence applications processed within 35 days	81	62	70
Percentage of private swimming pools inspected during the year (4-year inspection programme) <i>(Statistics provided by the Royal Life Saving Society)</i>	22	57	67
Net private swimming pool inspection costs per inspection (GST inclusive)	\$26.40	\$33.00	\$31.00
Effectiveness Indicators			
Percentage of appeals per building licence application decision	Nil	Nil	Nil
Percentage of successful appeals lodged	No Building Appeals	No Building Appeals	No Building Appeals
Percentage of pools inspected that require second or subsequent inspection to ensure compliance <i>(Statistics provided by the Royal Life Saving Society)</i>	40	10	9

Statistical Information

Building Licences	09/10	10/11	11/12
Building Licences	385	444	514
Demolition Licences	66	74	52
Sign Licences	15	20	17
Swimming Pool Licences	38	59	53
Strata Certificates	24	17	14
Building Approval Certificates for Unauthorised Works	33	20	33
Total	561	634	683
Value of Approved Constructions	\$104,559,631	\$142,498,911	\$255,526,846
Private Pool Inspections			
Number of pools inspected	143	408	674
Number of pools requiring re-inspection	56	39	201
Percentage of pools requiring re-inspection	40	10	66

HEALTH SERVICES

ACTIVITY

To ensure overall compliance with all statutory environmental health related legislation, codes and standards.

OBJECTIVE

To provide regulation, control and education to promote, protect and maintain the health of the community and provide equitable access to community health services.

KEY PERFORMANCE INDICATORS	08/09	09/10	10/11	11/12
Expenditure				
Health Service expenditure as a percentage of total operating expenditure	2.2	2.1	2.1	2.2
Health expenditure per head of population	\$26.57	\$30.40	\$26.60	\$29.60
Workload Indicators				
Number of premises inspections required per annum:				
Food Premises	871	660	707	771
Public buildings	130	104	#72	116
Public swimming pools samples	372	338	336	264
Lodging houses	42	42	46	44
Skin penetration premises (registered)	13	2	4	11
Offensive trades	22	18	18	10
Pest control	170	166	236	201
Noise (including follow up) <i>[different assessment method]</i>	671	618	867	864
Annually variable statistics				
Number of special event permits	81	172	95	176
Number of development and building licence applications assessed for HIA	610	1,020	1,177	1104
Number of greywater system applications assessed	3	3	3	3
Number of property and business orders and requisitions processed	1,554	3,281	788	851
Number of customer request actioned	297	167	362	329
Number of complaints received against Health Services per annum	0	0	1	0
Food samples	173	*128	95	99
Number of food units used	1,878	835	540	450
Staff immunisation	122	131	106	257

New risk rating system implemented

* New sampling scheme



Number of compliance actions initiated				
Notice/directions issued under the <i>Health Act 1911</i> , <i>City of Vincent Health Local Law 2004</i> and <i>Food Act 2008</i>	49	38	45	17
Notice/Directions issued under the <i>Local Government Act 1995</i> and <i>Local Government (Miscellaneous Provisions) Act 1960</i>	13	10	19	9
Noise infringement notices issued	6	6	2	6
Food premises infringement notices issued	20	12	19	20
Noise abatement directions issued	0	1	37	0
Environmental pollution notices issued	0	0	0	0
Directions given for non-compliant swimming pool samples	5	11	9	7
Directions given for unsatisfactory food analysis	17	35	21	5
Prosecutions	1	3	1	0
Effectiveness Indicators				
Percentage (%) of total inspection target completed during the year (by group)				
Food premises	67	99.7	97	130
Public buildings	75	67	138	123
Public swimming pools	91	100	90	96
Lodging houses	100	60	89	104
Skin penetration premises	15	50	100	100
Offensive trades	59	89	100	80
Compliance Rates (outcomes expressed as a percentage)				
Notice/directions issued under the <i>Health Act 1911</i> , <i>City of Vincent Health Local Law 2004</i> and <i>Food Act 2008</i>	82	86	89	82
Notice/Directions issued under the <i>Local Government Act 1995</i> and <i>Local Government (Miscellaneous Provisions) Act 1960</i>	85	100	37	66
Noise infringement notices issued	70	100	100	100
Food premises infringement notices issued	-	100	100	73
Noise abatement directions issued	71	N/A	100	100
Environmental pollution notices issued	0	0	0	0
Directions given for non-compliant swimming pool samples	-	100	100	100
Directions given for unsatisfactory food analysis	-	71	100	100
Prosecutions	100	100	100	N/A

* Not previously reported

PARKS AND SPORTS GROUNDS

ACTIVITY

The development and maintenance of all parks and sports grounds utilised for passive and active recreation to the highest standard of duty and care.

OBJECTIVE

To provide equitable access to a range of parks, gardens and recreation grounds to enable the passive and active recreation needs of the community to be enjoyed in a safe and aesthetically satisfying environment.

KEY PERFORMANCE INDICATORS	09/10	10/11	11/12
Workload Indicators			
Hectares of parks, gardens and recreation grounds per thousand capita passive and active	3.94	3.39	3.39
Annual cost of parks and recreation grounds maintenance per rateable property	\$138	\$137	\$152
Number of passive reserves	39	39	39
Number of active reserves	21	21	21
Number of trees planted per year	81	145	251
Efficiency Indicators			
Annual maintenance cost per hectare for parks and recreation grounds	\$20,976	\$21,326	\$23,737
Annual maintenance cost per hectare for street tree and verge maintenance	\$10,081	\$10,472	\$12,182

Statistical Information

Reserve Booking Statistics	08/09	09/10	10/11	11/12
Braithwaite Park				
Number of Bookings	19	21	62	21
Number of Users	1,300	2,355	5,532	1,925
Revenue	\$1,183	\$1,170	\$2,201	\$2,381
Hyde Park				
Number of Bookings	90	120	150	185
Number of Users	38,039	55,103	24,700	63,300
Revenue	\$7,952	\$12,098	\$19,053	\$21,929
Banks Reserve				
Number of Bookings	16	19	105	83
Number of Users	1,342	4,450	3,203	4,174
Revenue	\$5,549	\$8,198	\$5,974	\$5,099
Beatty Park Reserve				
Number of Bookings	246	264	263	264
Number of Users	10,286	11,920	14,815	10,480
Revenue	\$5,358	\$6,432	\$5,856	\$5,105
Woodville Reserve				
Number of Bookings	85	67	50	25
Number of Users	1,633	2,720	1,650	630
Revenue	\$13,114	\$2,269	\$15,533	\$8,887
Britannia Road Reserve				
Number of Bookings	722	546	844	1,165
Number of Users	88,803	88,941	70,886	74,718
Revenue	\$15,560	\$13,816	\$18,676	\$27,864

Statistical Information

Reserve Booking Statistics	08/09	09/10	10/11	11/12
Charles Veryard Reserve				
Number of Bookings	213	200	283	278
Number of Users	9,705	15,574	9,880	17,966
Revenue	\$12,704	\$4,106	\$4,990	\$6,620
Les Lilleyman Reserve				
Number of Bookings	290	341	221	606
Number of Users	6,904	20,898	11,918	7,705
Revenue	\$3,579	\$4,106	\$2,433	\$6,373
Birdwood Square				
Number of Bookings	110	65	491	393
Number of Users	3,425	7,671	17,421	8,590
Revenue	\$1,769	\$2,212	\$5,328	\$5,509
Forrest Park				
Number of Bookings	350	300	340	315
Number of Users	37,432	19,350	19,194	31,646
Revenue	\$2,475	\$2,465	\$2,994	\$2,547

Hall Booking Statistics				
North Perth City Hall				
Number of Bookings				
Main Hall	697	760	566	754
Lesser Hall	430	694	568	566
Number of Users				
Main Hall	22,258	37,809	26,660	17,242
Lesser Hall	10,553	15,085	18,644	9,913
Total Revenue	\$50,716	\$47,173	\$66,734	\$70,750
Total Expenditure	\$41,218	\$71,967	\$50,705	\$131,230
Net Return	\$9,498	-\$23,720	\$16,029	-\$60,480
Mount Hawthorn Community Centre				
Number of Bookings				
Main Hall	336	374	552	309
Lesser Hall	900	557	464	509
Number of Users				
Main Hall	11,506	23,340	21,924	10,992
Lesser Hall	26,667	23,113	28,340	25,332
Total Revenue	\$48,726	\$63,394	\$51,533	\$56,735
Total Expenditure	\$74,987	\$75,326	\$83,254	\$85,985
Net Return	-\$26,261	-\$11,932	-\$31,721	-\$29,250
Banks Reserve Pavilion				
Number of Bookings	425	283	241	248
Number of Users	6,188	4,990	8,700	5,410
Total Revenue	\$9,518	\$13,343	\$13,386	\$19,727
Total Expenditure	\$25,044	\$29,083	\$28,971	\$28,255
Net Return	-\$15,526	-\$15,740	-\$15,585	-\$8,528
Menzies Park & Pavilion				
Number of Bookings	164	414	582	448
Number of Users	5,657	8,740	12,196	12,800
Total Revenue	\$7,900	\$10,532	\$9,799	\$10,500
Total Expenditure	\$72,578	\$109,212	\$126,610	\$118,385
Net Return	-\$64,678	-\$98,680	-\$116,811	-\$107,885

Statistical Information

Hall Booking Statistics				
Royal Park Hall				
Number of Bookings	786	450	490	533
Number of Users	15,196	23,501	16,550	21,930
Total Revenue	\$46,157	\$50,726	\$58,260	\$55,920
Total Expenditure	\$78,559	\$83,103	\$75,756	\$77,610
Net Return	-\$32,402	-\$32,377	-\$17,496	-\$21,690

ROAD RESERVE INFRASTRUCTURE

ACTIVITY

The management and maintenance of an effective and efficient infrastructure system for roads, drainage and street lighting, including the provision and maintenance of a network of safe footpaths and dual-use paths. The monitoring of traffic patterns in terms of access, safety and road capacity to ensure efficient traffic flows, ensuring that adequate levels of vehicular parking exists within designated strategic locations and developing and maintaining streetscape improvements to achieve an attractive visual environment. Progressively carry out improvements to rights of way.

OBJECTIVE

To develop and manage a road system that provides for safe, efficient and comfortable vehicular and pedestrian traffic.

KEY PERFORMANCE INDICATORS	09/10	10/11	11/12
Workload Indicators			
Road preservation expenditure ratio	0.17	0.24	0.30
City resources roadwork expenditure per rateable property	\$208	\$116	\$119
Proportion of total expenditure applied to sealed roads	14.75%	9.25%	9.47%
Efficiency Indicators			
Percentage of utilisation and road-making plant	87.64	87.64	88.99
Percentage of road asset network assessed for a set condition	10.17	14.29	100.00
Percentage of road construction completed within the year	86.67	75.47	69.51
Average cost of verge or streetscape maintenance per hectare	\$76.95	\$60.00	\$117.55
Effectiveness Indicators			
Road condition ratio	0.50	0.50	0.48
Percentage of road capital expenditure to road depreciation	3.15	2.74	2.93
Road preservation performance ratio	0.94	1.47	0.80

WASTE MANAGEMENT

ACTIVITY

The removal and disposal of putrescible, recyclable and green waste in a cost-effective and efficient manner by means of:

1. Weekly domestic service
2. Fortnightly recycling service
3. Bi-annual verge collection
4. Provision of compost bins at cost price.

The aim of these services is to reduce the quantity of waste disposal which goes to landfill sites.

OBJECTIVE

To provide a cost-efficient, effective and environmentally-friendly waste collection/recycling service to the residents of Vincent by employing state-of-the-art disposal technology.

KEY PERFORMANCE INDICATORS	09/10	10/11	11/12
Workload Indicators			
Waste management revenue to expenditure ratio	0.03	0.04	0.03
Number of residential waste collections per week	14,423	14,951	14,793
Total tonnes of waste to landfill per annum	15,030	14,622	7,324*
Efficiency Indicators			
Waste collection cost per tonne	\$317	\$293	\$339
Waste collection cost per service	\$277	\$258	\$286
Net recycling cost per tonne	\$254	\$239	\$263
Total annual waste management expenditure per capita	\$144	\$137	\$150
Effectiveness Indicators			
Number of complaints per thousand capita	3.24	3.36	1.58
Percentage of missed services per week	0.01	0.01	0.01

Waste actually landfilled – remainder to RRF*

Statistical Information

Rubbish Collection	09/10	10/11	11/12
Rateable properties	16,326	16,326	16,603
Residential properties serviced	14,423	14,951	14,793
Commercial Properties serviced by the City (includes churches, schools, halls and some vacant blocks that are under development)	1,273	1,496	1,785
Commercial Properties not serviced by the City	N/A	N/A	100
Total domestic and commercial rubbish tipping costs	\$1,570,848	\$1,301,218	\$1,589,503
Total tonnes domestic and commercial rubbish collected	13,331	14,622	13,333

Statistical Information

Recycling – Domestic			
Paper	789	949	2,235
Co-mingled	2,636	2,418	1,035
Total Tonnage	3,425	3,367	3,271
Recycling – Commercial			
Paper	N/A	N/A	N/A
Co-mingled	N/A	N/A	N/A
Total Tonnage	N/A	N/A	N/A
Public Tidy Bins/Parks			
Tipping cost per tonne	\$72	\$105	\$128
Tipping costs	\$31,670	\$49,609	\$63,463
Tonnes	508	477	494
Collection cost	\$167,295	\$232,312	\$193,973
Collection cost per tonne	\$329	\$487	\$393
Bulk Verge Collection			
Contractor's cost per annum	\$236,430	\$238,342	\$263,015
Tipping costs per annum	\$70,876	\$91,242	\$57,591
Hard waste collected	620	721	730
Green waste collected	573	314	507

COMMUNITY DEVELOPMENT

ACTIVITY

To progress the City's vision and values by facilitating the achievement of the community's goals through co-operation and partnership with the local community.

OBJECTIVES

- To provide services and programmes which are relevant to the needs of Vincent's community.
- To promote community development, and celebrate cultural and social diversity.
- To provide opportunities for people in Vincent's community to enhance their quality of life.
- To facilitate an effective communication flow between the community and the City.

KEY PERFORMANCE INDICATORS	09/10	10/11	11/12
Workload Indicators			
Participant numbers in events	15,500	45,678	89,110
Number of events serviced	56	41	63
Efficiency Indicators			
Client feedback on services provided	See below	See below	See below
Effectiveness Indicators			
Evaluation surveys on events	99% rated the organisation of the events as 4 or 5 (Likert scale with 1 being for badly organised and 5 for well organised) 99% of those surveyed would like to attend the event again.	96% rated the organisation of the events as 4 or 5 (Likert scale with 1 being for badly organised and 5 for well organised) 97% of those surveyed would like to attend the event again.	96% rated the organisation of the events as 4 or 5 (Likert scale with 1 being for badly organised and 5 for well organised) 99% of those surveyed would like to attend the event again.
Percentage of external funding compared with total Community Development expenditure	17.2	15.3	16.2

The Competition Principles Agreement (CPA) is a contractual agreement between the Federal Government and all State and Territory Governments. Local Government is committed to the CPA through the State Governments' involvement. The focus of the CPA is to ensure that all public enterprises operate in a transparent manner in the best public interest. This requires that public enterprises review their operations to ensure that they do not have a competitive advantage or disadvantage resulting from their status as public enterprises.

To ensure compliance with the CPA, local governments are required to include in their annual reports certain particulars in relation to CPA. The City of Vincent supports the concept of the CPA and in this regard the following particulars are reported.

Competitive Neutrality

This principle deals with ensuring that government business operations do not have any advantage or disadvantage in comparison with the private sector. At present no activities undertaken by the City have been classified as either a Public Trading Enterprise or a Public Financial Enterprise by the Australian Bureau of Statistics.

During the reporting period the City did not received any allegations of non-compliance with the principles of Competitive Neutrality.

Structural Reform of Public Monopolies

The City does not operate any Public Monopolies within the CPA definition and accordingly there is no reporting requirement. The City did not privatise any activities during 2010-2011.

Legislation Review

Within the principles of the CPA is a requirement for local governments to review all existing legislation to ensure that the legislation does not restrict competition, or if restrictive legislation is in place, it is in the best interests of the community.

Local Laws

The review was carried out in-house and completed in 2009. The Local Government Act 1995 requires all existing local laws to be reviewed every eight years.

Policies

In conjunction with the Local Laws Review process, the City regularly reviews its policies. All new policies were advertised for twenty-one days for public comment, thereafter being adopted by the Council. In some cases policies were amended to reflect current terminology and community expectations. Policy amendments are an ongoing commitment and feature regularly at Council Meetings.

History

For tens of thousands of years before the settlement of the Swan River Colony, the indigenous Nyoongar people were hunters and gatherers who occupied the south-west corner of Western Australia. The lakes on the coastal plain were particularly important to the Aboriginal people, providing them with both spiritual and physical sustenance.

At the time of the first European contact in 1827, the area in which Perth now stands was called Boorloo. Boorloo formed part of Mooro, the tribal lands of Yellagonga, whose group was one of several based around the Swan River known collectively as the Whadjug. The Whadjug was a part of the greater group of thirteen or so tribes which formed the south west socio-linguistic block still known today as Nyoongar ('The People'), or sometimes by the name Bibbulman.

After settlement in 1829, the Europeans gave the name of 'Third Swamp' to one of a chain of lakes stretching from Claisebrook to Herdsman Lake. Nearly seventy years later, in 1897, fifteen hectares of Third Swamp would be gazetted as a public park and two years later renamed Hyde Park. Hyde Park is now one of the City of Vincent's most attractive and popular parks.

From 1831, hostile encounters between European settlers and Nyoongars – both large-scale land users with conflicting land value systems – increased considerably. This phase of violence culminated in events such as the execution of Whadjug tribal chief Midgegooroo, the murder of his son Yagan and the massacre of the Murray tribe.

By 1843, when Yellagonga died, his tribe had begun to disintegrate and had been dispossessed of their land around the main settlement area of the Swan River Colony. They retreated to the swamps and lakes north of the settlement area including Third Swamp, formerly known by them as Boodjamooling.



Planning of the layout for Hyde Park.

Third Swamp continued to be a main camp site for the remaining Nyoongar people in the Perth region and was also used by travellers, itinerants and homeless people. By the gold rush days in the 1890s they were joined by many miners en route to the goldfields.

Meanwhile, the principal lakes had been drained and between 1855 and 1883 there were phases of settlement to the north of Perth. The 1871 Municipalities Act established Perth and seven other Cities as municipalities with the authority to levy rates, while Local Road Districts were financed almost exclusively from government grants.

Leederville, Highgate and North Perth were originally included in the vast area controlled by the Perth Roads Board, whose limited revenue over the next twenty years was reflected most obviously in the lack of road construction. Much early infrastructure was financed by private citizens.

Residential development progressed from the 1880s, particularly following the completion of the Fremantle to Guildford rail line in 1881. Highgate began to develop, the Woodville Estate (now North Perth) was opened in 1890, and the Monger and Leeder Estates were sold to developers and subdivided in 1890-1891. The first subdivision of the Mount Hawthorn locations into residential estates occurred between 1887 and 1903, with the Hawthorn Estate being one of the later subdivisions.

Development was rapid in Leederville and North Perth. In May 1895, the section of the Perth Roads Board area covering Leederville and West Leederville was gazetted Leederville Roads Board. Less than twelve months later, Leederville became a municipality, having sufficient property within its boundaries to provide a minimum of £300 in annual rates at a rating of not more than one shilling to the pound. In April 1897 the population of the Leederville municipality had reached more than one thousand and its municipal area was divided into three wards – north, south and central.

By 1895 North Perth had also emerged as a suburb in its own right. Four years later it was declared a Roads Board and, in October 1901, gazetted as a municipality. The North Perth Council was in existence from 25 October 1901 to 22 December 1914.

By 1897 Third Swamp was no longer a camp site and was vested for the citizens as a public reserve. Much of Vincent's rich heritage stems from the 1890s and 1900s when many community buildings were established, including the North Perth District School (now North Perth Primary), Highgate Primary School, Leederville and Brisbane Street post offices, North Perth Police Station, Brisbane and Queens hotels, the North Perth City Hall, the Redemptorist Monastery and the Perth Mosque.

In 1914 the Councils of Perth, North Perth and Leederville agreed to the union of the three municipalities (Greater Perth), as prescribed in the Municipal Corporation's Act 1906. The union took effect on 22 December 1914. Later, the ratepayers of Victoria Park Council decided, by referendum on 22 November 1916, to amalgamate with the City of Perth, and this union was consummated on 1 November 1917.



Queen's Hotel 1910.

On 1 July 1994, the restructure of the City of Perth created three new local governments: the Towns of Vincent, Cambridge and Shepperton (now Victoria Park), plus a smaller City of Perth. Commissioners were appointed to control these until elections were held in May 1995.

The City of Vincent's inaugural elections were conducted by the State Electoral Commission under the postal voting system, which produced a voter response in excess of forty-four per cent.

In July 2007 the City's boundaries were expanded to include a part of Glendalough south of the Mitchell Freeway (subsequently renamed Mount Hawthorn in 2008) and parts of East and West Perth north of the Graham Farmer Freeway.

In early 2011, having met the requirements to be designated a City, as prescribed by Section 2.4 of the Local Government Act 1995, the City applied to the Minister for Local Government to have its status changed to that of City. The proposal was successful and from 1 July 2011 the Town of Vincent was proclaimed the City of Vincent.

The City of Vincent is named after Vincent Street, which is a major road through the centre of the City. It is also the location of the City's Council Chambers and Administrative and Civic Centre.

Vincent Street is believed to be named after George Vincent, the Chief Draftsman in the Lands Department and original grantee of land on the north side, east from Charles Street. He named it after himself on issue of the first Crown Grant of Perth c.1876. The municipality includes the suburbs of North Perth, Leederville, Highgate and Mount Hawthorn, and parts of East Perth, West Perth, Perth, Mount Lawley and Coolbinia.

Although only new, within its boundaries Vincent holds a rich and varied history. It is a place of cultural diversity with residents whose origins lie in places like Europe and Asia, and forty per cent of whom were born overseas. Reflections of this variety are found in the number of religions or spiritual groups that have representation within the City, among them Christianity (eighteen denominations), Buddhism, Islam, Judaism and Hinduism.

There are busy and popular commercial areas such as Beaufort, Fitzgerald and Oxford streets and Scarborough Beach Road, and peaceful suburbs where old and new lie side by side. There is more than a hundred years of built history and heritage within the boundaries of the municipality – and all of it, whether a century, a decade, or just a few years old, is important to the City of Vincent. All of it contributes to the colour and personality of Vincent, enriching the lives of the people who live here and of those just passing through.

Statistics

Area	11.3 square km of which 106.4 hectares comprises parks and gardens
Population	31,200 est. (ABS, 31 March 2011)
Rateable Properties	16,447
Number of Electors	19,865
Number of Council Employees	186 (FTE)
Number of Wards	Two
Total Budget	\$40,265,150

Number of Elected Members

Mayor and eight Councillors

Distance from Perth City

The Administration and Civic Centre is 3 km from Perth GPO

Area of Parks and Gardens

104 hectares

Length of Roads and Footpaths

Roads	139 km
Footpaths	260 km

Suburbs and Localities

Suburbs: Highgate, Leederville, Mount Hawthorn, North Perth and parts of East Perth, West Perth, Perth City, Mount Lawley, Coolbinia and Osborne Park.

Boundaries

City of Cambridge, Cities of Bayswater, Perth and Stirling.

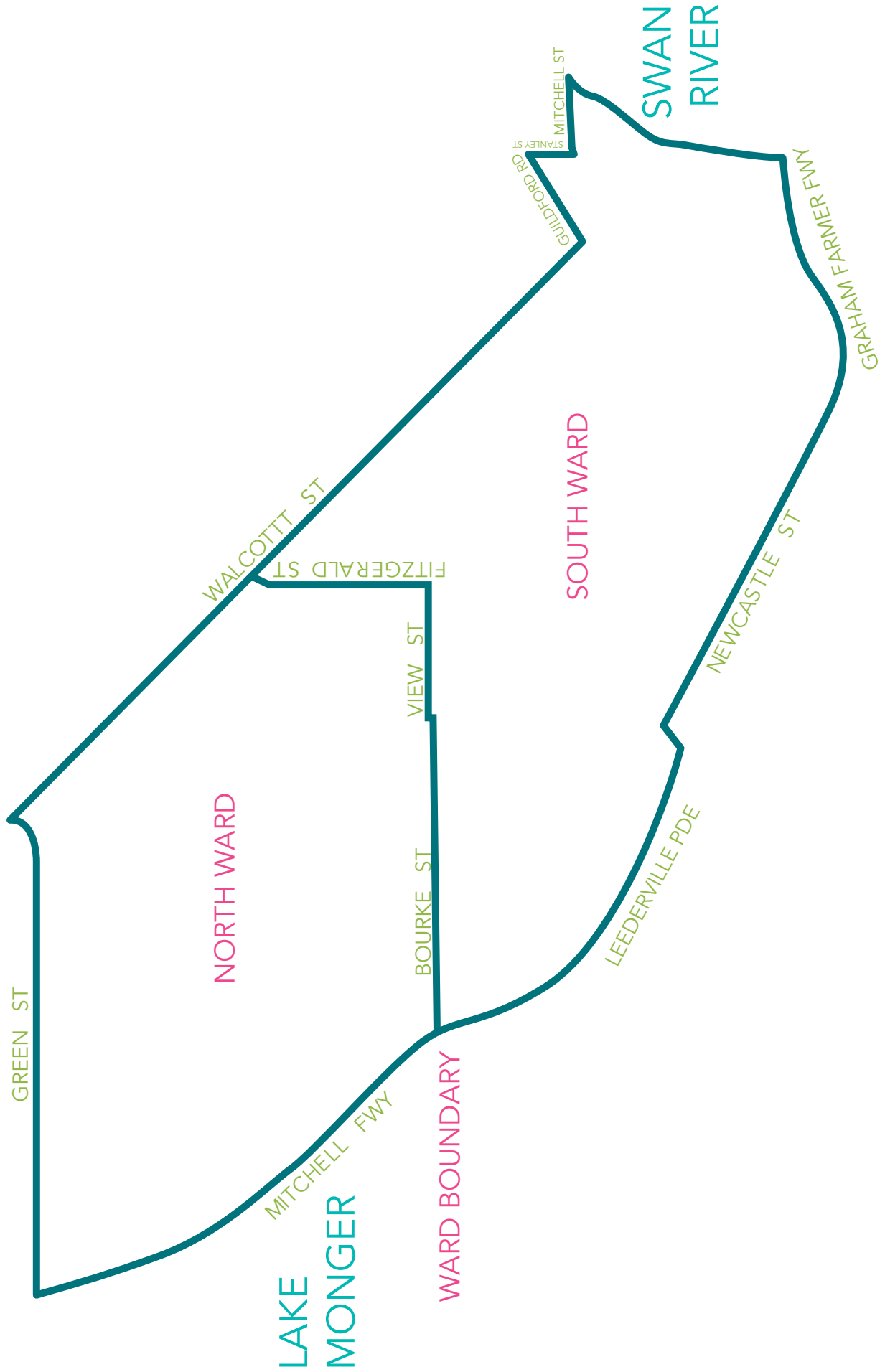
Facilities

Library: City of Vincent Library & Local History Centre, 99 Loftus Street, Leederville

Loftus Community Centre: 99 Loftus Street, Leederville

Services for Seniors: Rosewood Care Group (Inc.), (Meals on Wheels); Volunteer Task Force; Multicultural Services Centre of WA Inc.; Vincent Community Care.

Recreation Facilities: Beatty Park Leisure Centre, Hyde Park, E & D Litis Stadium, Dorrien Gardens, Loftus Recreation Centre, State Gymnastics Centre, Bowling Clubs, Tennis Clubs, Croquet Club, Robertson Park Tennis Complex, Royal Park, nib Stadium (Perth Oval), Medibank Stadium (Leederville Oval).





CITY OF VINCENT

In late 1995 a public competition was conducted to design and create the City's corporate logo. The joint winners of the competition were Renato Perino and Paul Glasson. The logo was adopted by the Council on 12 February 1996.

The logo concept has been developed combining some of the elements that characterise the diversity of the area. These include:

THE DIAMOND SHAPE

symbolises strength and prosperity.

THE SUN

Symbolises warmth and energy, reflecting the pleasant lifestyle in this area.

THE TREE BRANCH

Symbolises Vincent's outdoors; the lush, well-kept parks and gardens, plus a strong commitment to a clean, healthy and safe environment.

THE BIRD

Symbolises peace, harmony and friendliness which prevails throughout the City.

THE CORNICE

Symbolises the architectural and historic features of the area, including its many character houses and buildings, some of which were built in the late 1890s and early 1900s.

THE COLOUR VALUES

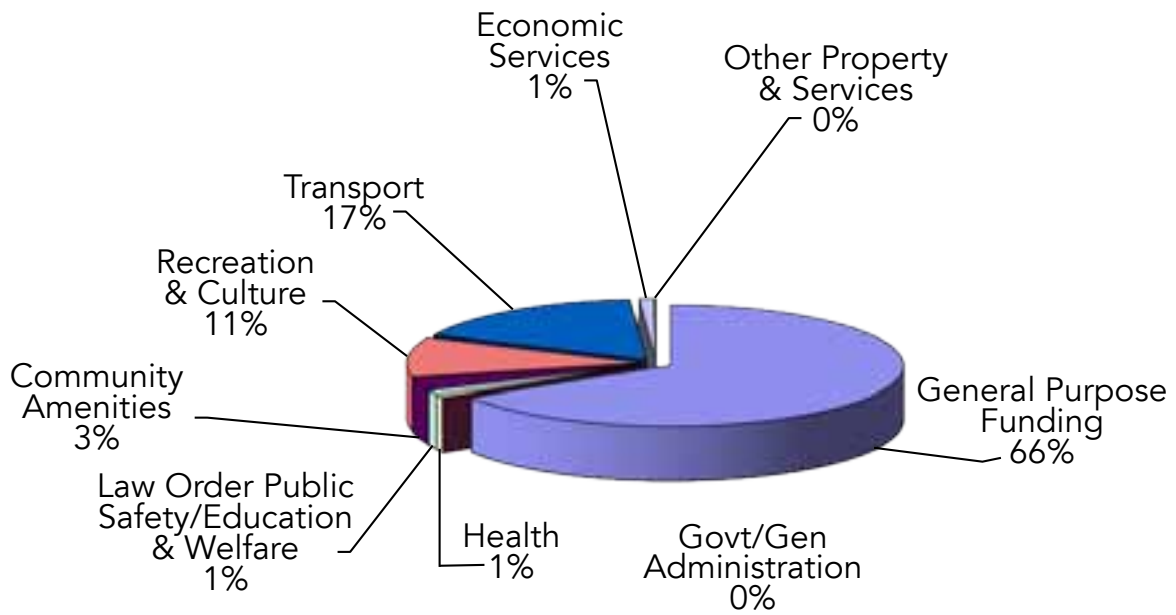
Vincent Maroon conveys Vincent's heritage aspects and represents action, youth and vitality. The direct opposite colour is the Heritage Green which symbolises strength, reliability and the environment.

CITY OF VINCENT VALUES:

DIVERSITY HARMONY STRENGTH RELIABILITY WARMTH FRIENDLINESS
PLEASANTNESS ENERGY VITALITY SUSTAINABILITY PROSPERITY



Operating Revenue 2011-2012

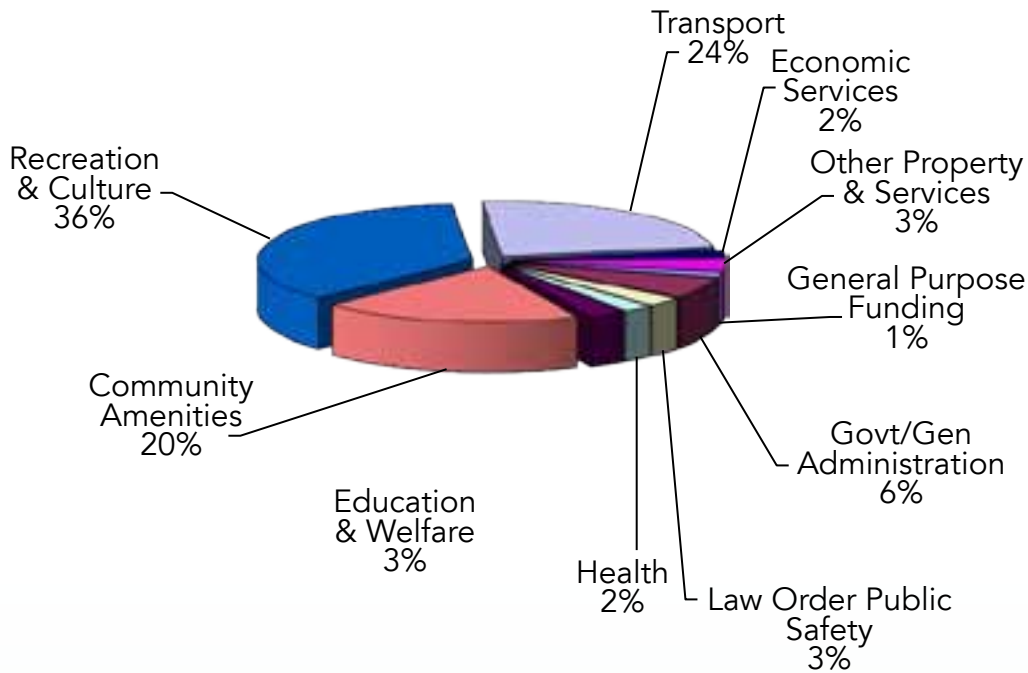


INCOME TYPE

AMOUNTS

General Purpose Funding	25,491,699
Govt/Gen Administration	33,887
Health	296,357
Law Order Public Safety /Education & Welfare	429,920
Community Amenities	1,217,666
Recreation & Culture	4,029,742
Transport	6,601,562
Economic Services	402,678
Other Property & Services	35,262
	38,538,772

Operating Expenditure 2011-2012



EXPENSE TYPE	AMOUNTS
General Purpose Funding	644,299
Govt/Gen Administration	2,597,756
Law Order Public Safety	1,146,436
Health	942,881
Education & Welfare	1,200,886
Community Amenities	8,294,514
Recreation & Culture	15,145,846
Transport	10,002,156
Economic Services	966,529
Other Property & Services	1,477,644
	42,418,948

Source: Income Statement