


# Annual Report

# 2007-2008



Enhancing and celebrating our diverse community

Administration and Civic Centre  
244 Vincent Street (cnr Loftus), Leederville WA 6007

Phone: 9273 6000 Fax: 9273 6099 TTY: 9273 6078  
Email: [mail@vincent.wa.gov.au](mailto:mail@vincent.wa.gov.au)  
Website: [www.vincent.wa.gov.au](http://www.vincent.wa.gov.au)



**TOWN OF VINCENT**

# Town of Vincent

‘Enhancing and celebrating our diverse community’

## Our Vision

The vision statement is what we are striving to become, what we will look like in the future. Based on accomplishing key strategic challenges and the outcomes of Vincent Vision 2024, the Town's vision is:

*A sustainable and caring community built with vibrancy and diversity.*

## Our Purpose

The purpose defines the business we are in. It describes our reason for being, and the services and products we provide. Our purpose is:

*To provide and facilitate services for a safe, healthy and sustainable community.*

## Our Guiding Values

The guiding values of Town of Vincent are those that describe how we want to operate, and all employees are strongly encouraged to align and work to these values.

### Excellence & Service

We aim to pursue and deliver the highest possible standard of service and professionalism to the Vincent community.

### Honesty & Integrity

We are honest, fair, consistent, accountable, open and transparent in our dealings with each other and are committed to building trust and mutual respect.

### Caring & Empathy

We are committed to the well-being and needs of our employees and community and value each others' views and contributions.

## Innovation & Diversity

We encourage creativity, innovation and initiative to realise the vibrancy and diversity of our vision.

## Teamwork & Commitment

Effective teamwork is vital to our organisation and we encourage co-operation, teamwork and commitment within and between our employees and our business partners and community.

## Plan for the Future and Town of Vincent Strategic Plan 2006-2011

The Town's Plan for the Future and Strategic Plan 2006-2011 was developed in consultation with major stakeholders including the local community, Council Members and Town employees. The Plan for the Future and Strategic Plan incorporates the Town's vision, purpose, guiding values and strategic objectives. The Strategic Plan addresses four strategic objectives:

### Natural and Built Environment

*Improve and maintain the natural and built environment and infrastructure*

As a leader in environmental sustainability, the Town continues to promote and enjoy a lifestyle which encourages and celebrates social and economic sustainability.

To ensure a sustainable community, the Town provides and maintains our unique built environment.

### Economic Development

*Progress economic development with adequate financial resources*

The Town will pursue economic and development opportunities to ensure the future financial sustainability of the Town and its business community.

# Contents

## Community Development

### *Enhance community development and well-being*

The Town is contributing to a positive future for its community by providing a safe environment that meets the changing expectations of our community.

The Town will continue to develop facilities and programmes to meet the needs of our community whilst enhancing and celebrating our diversity.

## Leadership, Governance and Management

### *Ensure good strategic decision-making, governance, leadership and professional management; supported by a positive and desirable workplace with technology for business improvement*

The Town will operate in a responsible, efficient and accountable manner using best practice in all our functions.

By ensuring that employees are informed and empowered, that there are clear lines of communication and encouraging employee participation at all levels of decision-making, the Town will maintain good leadership through positive management.

The Town recognises the importance of proactive, responsive and collaborative leadership and the development of organisational capabilities in achieving our objectives.

*Throughout this Annual Report references are made to actions in the Plan for the Future and Strategic Plan 2006-2011 (shown in italics).*

Mayor's Report .....	2
Chief Executive Officer's Report .....	4
Your Councillors .....	6
Council Information .....	7
Executive Officers .....	10
Chief Executive Officer's Division .....	11
Corporate Services .....	14
Development Services .....	29
Technical Services .....	48
Performance & Workload Indicators .....	56
Competition Principles Agreement .....	78
Town Map .....	78
Town Profile .....	79
Pie Charts .....	81
Financial Reports .....	82



^ Mayor Nick Catania and then-Treasurer Eric Ripper with an artist's impression of the future Leederville.

# Mayor's Report



## **Mayor Nick Catania**

Elected May 2001  
Re-elected 2003 & 2007

Firstly, I would like to begin by thanking you all for re-electing me as Mayor of our Town in October 2007. It was very gratifying to see the impact I have had as Mayor acknowledged and endorsed by the community and I will endeavour to continue making our Town the best

place to live, work and play in.

It has been another busy year for your Town and I am pleased to report on Council activities over the 2007-2008 financial year. With a number of projects being finalised and new initiatives introduced in addition to regular programmes designed to cater to the needs of our diverse community, we have been busy delivering the services and facilities that we all enjoy.

## **Town Expansion**

This year we welcomed new residents and businesses into our Town when we assumed governance of parts of Glendalough, East Perth and West Perth on 1 July 2007. I am very pleased that the transition from one local government to another was smooth and we are delighted that our close-knit community has embraced our newest additions.

I am also delighted that we were able to facilitate the renaming of our part of Glendalough on behalf of the east Glendalough and Mount Hawthorn community.

## **Major Stadia Taskforce**

The recommendations of the State Government's Major Stadia Taskforce were welcomed by the Town this year. As a key stakeholder in any discussion on the future of sporting stadia in our State, the Town was at the forefront of the deliberations – being the home of Members Equity Stadium (Perth Oval), Medibank Stadium (Leederville Oval) and custodians of the former East Perth Power Station site.

With Kitchener Park (Subiaco) being chosen as the site for a major stadium, we look forward to the minor upgrade of Members Equity Stadium as the premier venue for soccer and rugby.

## **Loftus Centre Redevelopment**

After a year of construction, I am pleased to advise that works on the \$14 million redevelopment of the Loftus Centre were completed by the end of the financial year. The redevelopment has seen a state-of-the-art sporting and recreational facility emerge along Loftus Street. Incorporating the State Gymnastics Centre, Community Centre, Child Health Centre, Loftus Recreation Centre and the standard-setting Library & Local History Centre, the new Loftus Centre is a drawcard in the Leederville area and a fine example of Town-State Government collaboration.

With \$3.6 million in funding from the State Government, the Loftus Centre was transformed into a leading sporting facility which houses 'the State Gymnastics Centre' – the new home of Gymnastics WA. The Loftus Recreation Centre has been modified to become a centre of sporting excellence, which will also cater specifically for netball and other indoor sports and now boasts a members' gym which has proved exceptionally popular.

From our perspective, the most exciting part of the project has been the construction of a new Library & Local History Centre. Our new purpose-built Library is the envy of all local governments and our commitment to the preservation and celebration of our past has been realised with the wonderful resource which is the Local History Centre – a veritable goldmine for the student, the historian, the genealogist and anyone with an interest in the history of our Town, our State and our nation. The Library & Local History Centre had a 'soft opening' in February 2008 and was officially opened on 30 July 2008.

Rounding out the development is an expanded Community Centre, improved parking facilities and landscaping of Leederville Oval (Medibank Stadium) public open space (which will allow the public access to the Oval).

## **Beatty Park Redevelopment**

Beatty Park Leisure Centre is one of the Town's greatest and most recognisable assets. We are dedicated to ensuring that Beatty Park continues to meet and exceed the expectations of its patrons, remains a premier recreation facility and a well managed and profitable asset for our ratepayers.

The last major refurbishment of the Centre took place in the early 1990s and the Centre is at a stage where the needs of users have changed and the plant and equipment are due for replacement. Community consultation on the \$15-20 million redevelopment commenced shortly after the end of this financial year and we are looking forward to progressing the concept designs to ensure that your Beatty Park is a high quality facility, comparable with any new facility in the State, catering to the diverse needs of patrons, visitors and our ratepayers.

## **Leederville Masterplan**

This year we released the concept plans for the redevelopment of Leederville. The Leederville Masterplan – a blueprint for sustainable urban development – is set to be the most significant project ever undertaken in the Town. The Masterplan is designed to facilitate a holistic future direction for the vibrant and cosmopolitan inner-city hub which is Leederville. The Masterplan will see the area develop to meet its potential whilst retaining the character and flair that the area is renowned for.

The Leederville Masterplan aims to create a social, physical and economic environment where people universally feel invited to live, work and play. The Town Centre will incorporate adequate car parking, diverse housing choices, active activities such as retail, restaurants and cafés, office space and a diversity of activities that will help create a sustainable and vibrant precinct. Whilst embracing the rich heritage of the area and the affection for it of those who live in and visit Leederville, the vision for the future Leederville is based on 'people-oriented' urban design with innovative development.

Community consultation took place this year and based on the responses (where it was found that over fifty-four per cent of respondents supported the concept plans) the Masterplan is being progressed and we look forward to the next stages.

## Initiatives for Seniors

Building on the already established services, programmes and initiatives for the benefit of our senior members of the community (including personal safety alarms, taxi vouchers, motion sensor lights and verge mowing), the Town continues to develop strategies to assist our seniors. As part of our Seniors' Strategy, forums were again held this year and information from these forums is being used to help the Town create targeted and beneficial services catering specifically to the needs of our seniors. Seniors were also taken into account during our Crime Prevention and Community Safety forums and the needs of our seniors have been incorporated into our Crime Prevention and Community Safety Plan 2007-2010.

And with the donation from the North Perth Community Bank for a community bus to transport seniors around our Town, I look forward to being able to report on this important project next year as it progresses.

## Community Partnerships

The Town's dedication to providing the services and facilities desired by our community has seen us seek funding from the State and Federal Governments and also enter into partnerships with local institutions.

The WA Cabinet met at the Town on 10 September 2007 and together with Deputy Mayor Steed Farrell and Chief Executive Officer John Giorgi, I took the opportunity to make a presentation to the parliamentarians on matters of great importance to the Town where State Government support was/is needed. In principle support for various projects and possible funding opportunities were readily provided by the various Ministers.

I am exceptionally proud of the wonderful relationship that the Town has built with the North Perth Community Bank. The Bank's sponsorship of a number of events and awards has been a boon and I am honoured to announce that the Bank's commitment to our community has been further evidenced with a major donation of \$110,000 for the purchase of a community bus and \$20,000 for the restoration of Hyde Park Lakes.

## Environmental Initiatives

Reflecting the growing understanding of, and concern for, environmental issues across the globe, the Town recognises that the impact of our activities on our environment needs to be addressed as a priority. We have continued with our commitment to helping to create a sustainable and caring community this year with a number of projects getting underway in addition to our ongoing programmes. Our Sustainable Environment Plan 2007-2012 provides a framework to help us to enjoy a sustainable future and our Carbon Neutral programme for our fleet of vehicles, Water Wise initiatives and use of Green Power for twenty-five per cent of our functions are just some of the projects that are helping the Town achieve our sustainability objectives. Reflecting our commitment to the environment, I am pleased to announce that a full-time Environmental Officer was appointed this year.

## Hyde Park Update

Hyde Park continues to be a primary focus for the Town. It is an icon in our community and in our State and we continually seek ways to improve this wonderful asset. Like much of our country, the Lakes have been adversely affected by the drought conditions and water restrictions have had an impact. Despite the complex challenges, the Hyde Park Lakes Working Group has been meeting regularly to progress the restoration of the Hyde Park Lakes and have been looking at a number of restoration options. I extend my thanks to those who have been instrumental in trying to find a solution for the sustainability of the Lakes.

I am very pleased that we have received a \$2 million Federal Government grant to help in the restoration and long-term viability of the Lakes. Together with the funds provided by the North Perth Community Bank, this grant will ensure that the project, which is close to the hearts of so many who have offered support, retains its impetus.

## Community Events

Once again I was delighted to be involved in a number of community events and was pleased to meet so many of the residents and ratepayers who play an active role in our Town. Amongst numerous events, including hosting a Christmas Community Barbeque, it was a pleasure to attend Active Vincent Day & Pets in the Park, the Anzac Day Service, our ever-popular outdoor concerts and film night and Carers' Lunch. The incredible success of last year's inaugural Cappuccino Festival was repeated this year with another stellar line-up of workshops and thriving café culture. I am personally pushing for a series of festivals to be held in the Town next year based around our Town Centres of North Perth, Leederville and Mount Hawthorn to truly showcase our Town and its diversity. It was also another busy year in terms of awards and competitions – the Art Award, Film Project, Local History Awards, Visions of Vincent Photographic Competition, Building Design & Conservation Awards, Improved Access Awards and Garden Competition – all of which reinforced just how strong our community spirit is.

## The Next Twelve Months

The new financial year will see a number of projects being undertaken and new initiatives constantly being developed in consultation with our community. The completion of the Loftus Centre Redevelopment, progression of the Leederville Masterplan and Redevelopment of Beatty Park are all major projects set to get underway next year.

In addition to our ongoing programmes upgrading our footpaths, roads, parks, playgrounds and community amenities, we will also continue with our plans to invigorate and revitalise our precinct Town Centres – North Perth is particularly important to me and there are exciting plans afoot for my former stomping ground.

Despite the number of major projects being undertaken, the Town will continue to maintain its local focus and implement and develop events, programmes, initiatives and strategies to benefit our diverse community whilst being cognisant of our sustainability – economic, environmental and social – imperatives.

## Appreciation to Chief Executive Officer, Directors and Officers

I would like to express my appreciation for Chief Executive Officer John Giorgi and the Town's officers for their hard work during the last twelve months on behalf of the residents and ratepayers of the Town. We have had a number of major projects on the go over the past few years, and the fact that they have been successfully completed is a credit to the work of the officers, led by the CEO.

I look forward to another exciting and productive year working on behalf of local residents, ratepayers, businesses and visitors to the Town of Vincent.



**NICK CATANIA, B.Ec., JP**  
MAYOR

# Chief Executive Officer's Report



It is with pleasure that I report on a busy and most successful year. The Town has continued to consolidate its position as a leading local government with significance and has been acknowledged as a leader in a number of areas. This success is a direct result of a concerted effort to develop the Town's practices and procedures in order to meet the diverse needs of

its ratepayers, residents and visitors, and the many expectations placed upon it. It is pleasing that the Town has received a number of significant awards which acknowledge the Town's expertise and achievements in these areas. These awards are referred to throughout the report. The following is a summary of significant achievements.

## Town Boundary Review

On 1 July 2007 the Town assumed governance of the part of Glendalough east of Mitchell Freeway (formerly in the City of Stirling) and a part of the City of Perth north of the Graham Farmer Freeway.

## Awards

We were honoured this year to be the recipients of the 2007 Water Award in the Water Conservation and Efficiency category for the fantastic work by Beatty Park Leisure Centre to reduce water consumption.

Our Ranger and Community Safety team were also awarded this year as the 2007 WA Ranger Team of the Year, reflecting the often un-sung work that our Rangers undertake in our community including responsible dog ownership initiatives and Safer Vincent projects.

## Organisational Management

*"4.1 Provide good strategic decision-making, governance, leadership and professional management"*

### Plan for the Future/Strategic Plan

An amendment to the *Local Government Act* deleted the necessity for a Principal Activities Plan to be adopted and this was replaced by a Plan for the Future. The Plan for the Future, which incorporates the Town's Strategic Plan 2006-2011, Strategic Financial Plan, Strategic Asset Management Plan (Draft) and numerous other key documents, was adopted at the Council meeting held on 21 November 2006.

### Organisational Review

As a result of the boundary changes, a review of the organisational structure was carried out to improve efficiency and effectiveness.

A number of changes were made and these were implemented, effective from 1 July 2007.

### Council Policies

A comprehensive review of the majority of Council Policies was undertaken during the year. This completed the five-year review of the various Policies. A number of Policies were rescinded and a number amended to reflect the various changes which have occurred over the preceding year.

### Local Laws

As part of its governance requirements, the Council's authorised review of its Local Laws continued being carried out. The following Local Laws were reviewed and gazetted:

- Parking and Parking Facilities Local Law 2007 – Gazetted 21 November 2007
- Dogs Local Law 2007 – Gazetted 21 November 2007
- Local Government Property Local Law 2008 – Gazetted 15 April 2008
- Trading in Public Places Local Law 2008 – Gazetted 15 April 2008
- Fencing Local Law 2008 – Gazetted 15 April 2008
- Standing Orders 2008 – adopted in principle – statutory consultation being carried out.

### Economic Development Strategy

*"2.1 Progress economic development with adequate financial resources"*

Implementation of the Economic Development Strategy was reported to the Council in early 2008 and, at the time of writing this report, a timeline for implementation of the recommendations was being prepared.

## Infrastructure Development

*"1.1.6 Enhance and maintain the Town's infrastructure to provide a safe, healthy, sustainable and functional environment"*

### Leederville Masterplan

*"2.1.7 Implement the Leederville Masterplan"*

Implementation of the Leederville Masterplan progressed considerably during the year. A number of reports were commissioned and a further progress report, together with the results of the community consultation, was being finalised for the consideration of the Council.

### **Office Building for Western Australian Local Government Association (WALGA)**

The Council authorised the Town's Administration to enter into negotiations with WALGA to construct an office building on the site currently occupied by the Leederville Early Childhood Centre. At the time of writing this report, negotiations were continuing.

### **Leederville Oval – 'Football Centre of Excellence'**

The upgrade of Leederville Oval was completed by the end of the financial year and an official opening was programmed for August 2008. This project has now been completed.

### **Loftus Centre Redevelopment**

The upgrade and refurbishment of the Loftus Centre was completed by the end of the financial year and an official opening is programmed for late 2008. This project has now been completed.

### **Library & Local History Centre**

A new Library & Local History Centre was constructed as part of the Loftus Centre Redevelopment, replacing the previous Library which has now been converted to a gymnasium.

The new Library & Local History Centre opened on 18 February 2008 and is 'state-of-the-art'. It will serve the Vincent community for many years to come.

### **Loftus Community Centre**

The Loftus Community Centre was upgraded and expanded, which included a new outdoor play area. It opened on 18 February 2008.

### **State Gymnastics Centre**

As part of the Loftus Redevelopment, a new State Gymnastics Centre was constructed in an area formerly used by the Recreation Centre. Gymnastics WA relocated to their new home in May 2008.

### **Multi-Purpose Rectangular Sports Stadium – Members Equity Stadium**

The Council gave approval for a Feasibility Study to be carried out by the stakeholders to upgrade the Stadium. At the time of writing this report, the Town was awaiting this Feasibility Study.

## **Regional Councils**

*"1.1.4 Minimise negative impacts on the community and environment"*

### **Tamala Park Regional Council**

The Chief Executive Officers of the respective joint owners, being the Cities of Joondalup, Perth, Stirling and Wanneroo and the Towns of Cambridge, Victoria Park and Vincent, formed an Officers Working

Group to assist the Chief Executive Officer of the Regional Council to progress the Masterplan for the redevelopment of the land. A tender for a consultant was prepared and awarded in June 2008. This consultant will progress the Masterplan over the next eighteen months.

### **Mindarie Regional Council**

The Mindarie Regional Council (MRC), of which the Town is a member along with the Towns of Cambridge and Victoria Park and Cities of Stirling, Perth, Joondalup and Wanneroo, purchased 100 hectares of land in north Wanneroo as a site to contain the proposed secondary waste treatment plant. The MRC approved of a tender for the construction and operation of its refuse resource facility at Neerabup.

The Town also entered into negotiations with the Western Metropolitan Regional Council (WMRC) with the view to disposing of its waste at their Brockway Road Facility, Shenton Park. The WMRC is constructing a composting facility and, at the time of writing this report, this was nearing completion.

I am pleased that both staff and Council Members have worked together for the benefit of the Town. I express my appreciation to Mayor Nick Catania and Councillors and to the Directors, Rob Boardman, Mike Rootsey and Rick Lotznicker, for their support during the year, and to the Town's employees for their outstanding commitment and dedication in ensuring the future success of the Town and making it a special place in which to live.



### **JOHN GIORGI**

B.App.Sc. (Env Health), FAIEH, FLGMA, JP  
Grad.Cert.Public Sector Mgmt  
CHIEF EXECUTIVE OFFICER



^ Rob Hammond, A/Director General, Department of Water; Director Corporate Services Mike Rootsey; CEO John Giorgi; Assistant Manager Aquatics & Operations Jeff Fondacaro and Leon English, A/Manager Water Recycling & Efficiency, Department of Water with the Award won by Beatty Park in the WA Water Awards (Water Conservation and Efficiency).

# Your Councillors

## South Ward



**CR ANKA BURNS**  
Elected 2007-2011



**CR IAN KER**  
Elected 1995  
Re-elected 1997  
Re-elected 2001  
Re-elected 2005-2009



**CR SALLY LAKE**  
Elected 2003  
Re-elected 2007-2011



**CR IZZI MESSINA**  
Elected 2005-2009



**CR MADDALENA TORRE**  
Elected 2003-2007  
Retired 2007

## North Ward



**CR SIMON CHESTER**  
Elected 1999  
Re-elected 2003-2007  
Retired 2007



**CR HELEN DORAN-WU**  
Elected 2001  
Re-elected 2005-2009



**CR STEED FARRELL**  
Deputy Mayor  
Elected 2003  
Re-elected 2007-2011



**CR DUDLEY MAIER**  
Elected 2005-2009



**CR NOEL YOUNGMAN**  
Elected 2007-2011



# Council Information

## Council Meetings

Council Meetings were held at 6.00pm on the second and fourth Tuesday of each month (except November and December 2007 when they were on the first and third Tuesday) at the Administration and Civic Centre, 244 Vincent Street (corner Loftus Street), Leederville. Special meetings of Council were called to consider specific matters.

The meetings are open to the public and there is a public question time at the beginning of the meeting.

## Council Meeting Attendance

MEMBERS	ORDINARY COUNCIL MEETINGS ENTITLED TO ATTEND	ORDINARY COUNCIL MEETINGS ATTENDED	APOLOGIES	LEAVE OF ABSENCE	SPECIAL COUNCIL MEETINGS ENTITLED TO ATTEND	SPECIAL COUNCIL MEETINGS ATTENDED	APOLOGIES	LEAVE OF ABSENCE
Mayor Nick Catania	22	22	0	0	4	4	0	0
Cr Anka Burns	15	13	1	1	3	3	0	0
Cr Simon Chester	7	7	0	0	1	1	0	0
Cr Helen Doran-Wu	22	16	5	1	4	3	0	1
Cr Steed Farrell (Deputy Mayor)	22	17	3	2	4	3	1	0
Cr Ian Ker	22	18	1	3	4	4	0	0
Cr Sally Lake	22	22	0	0	4	4	0	0
Cr Dudley Maier	22	22	0	0	4	4	0	0
Cr Izzi Messina	22	18	3	1	4	3	1	0
Cr Maddalena Torre	7	3	3	1	1	0	1	0
Cr Noel Youngman	15	14	1	0	3	3	0	0

## Forum Attendance 2007-2008

MEMBERS	FORUMS ENTITLED TO ATTEND	FORUMS ATTENDED	APPROVED LEAVE OF ABSENCE	APOLOGIES RECEIVED
Mayor Nick Catania	9	3	-	6
Cr Anka Burns (from 20 October 2007)	6	2	-	4
Cr Simon Chester (until 20 October 2007)	3	3	-	-
Cr Helen Doran-Wu	9	8	-	1
Cr Steed Farrell (Deputy Mayor)	9	4	-	5
Cr Ian Ker	9	7	1	1
Cr Sally Lake	9	8	-	1
Cr Dudley Maier	9	9	-	-
Cr Izzi Messina	9	8	-	1
Cr Maddalena Torre (until 20 October 2007)	3	-	3	-
Cr Noel Youngman (from 20 October 2007)	6	3	3	-

## COUNCIL INFORMATION

## Committees to which the Town has Delegates or Representatives

- Audit Committee (Delegates: Mayor; Deputy Mayor Cr Farrell; Cr Burns. Deputies: Cr Maier; Cr Lake; Cr Messina.)
- Central Sub-Group for the Metropolitan Regional Road Group (CRSSG) (Council Representatives: Director Technical Services. Deputy: Manager Engineering Operations.)
- Claise Brook Catchment Group Inc (Council Representatives: Manager Parks Services. Deputy: Environmental Officer.)
- East Perth Redevelopment Authority (EPRA) Board (Delegate: Mayor.)
- Emergency Management Committee – Local (Council Representatives: Manager Ranger & Community Safety Services; Co-ordinator Safer Vincent.)
- Emergency Management Committee – District (Council Representative: Manager Ranger & Community Safety Services.)
- Hawthorn House Community Advisory Committee (Delegates: Cr Maier; Manager Health Services. Deputy: Cr Lake.)
- Hyde Park Lakes Restoration Working Group (Council Representatives: Mayor (Chair); Cr Burns; Cr Ker; Cr Messina; Director Technical Services; Manager Parks Services; Senior Heritage Officer.)
- Leederville Gardens (Inc) Board (Delegates: Mayor (Chair); Deputy Mayor Cr Farrell; Cr Maier; Director Corporate Services – non-voting; Manager Community Development – non-voting. Deputies: Cr Doran-Wu; Cr Lake.)
- Local Government Association Central Metropolitan Zone (Delegates: Cr Ker; Cr Lake; Chief Executive Officer – non-voting. Deputy: Chief Executive Officer – voting for both.)
- Loftus Centre Management Committee (Delegates: Chief Executive Officer (Chair); Manager Library & Local History Services. Deputy: Director Corporate Services.)
- Loftus Recreation Centre Management Committee (Delegates: Chief Executive Officer; Director Corporate Services. Deputy: Manager Community Development or Manager Financial Services.)
- Medibank Stadium (Leederville Oval) Ground Management Committee (Delegate: Chief Executive Officer (Chair). Deputy: Director Technical Services.)
- Members Equity Stadium Management Committee (Delegates: Mayor (Chair); Deputy Mayor Cr Farrell; Chief Executive Officer – non-voting. Deputy: Cr Doran-Wu (Chair); Cr Messina; Director Technical Services (for CEO).)
- Metropolitan Regional Recreation Advisory Committee (Delegates: Cr Doran-Wu; Manager Community Development – non-voting. Deputy: Cr Youngman.)
- Mindarie Regional Council (Delegates: Deputy Mayor Cr Farrell; Chief Executive Officer – non-voting. Deputy: Cr Ker.)
- Mindarie Regional Council – Technical Committee (Council Representative: Director Technical Services. Deputy: Manager Engineering Operations.)
- Northbridge History Steering Committee (Delegates: Cr Ker; Cr Lake; Senior Heritage Officer; Senior Librarian (Local Studies).)
- North West District Planning Committee (Delegates: Cr Ker; Director Development Services – non-voting. Deputies: Cr Maier; Manager Planning, Building & Heritage Services.)
- Park People Project (Council Representative: Cr Doran-Wu. Deputy: Cr Lake.)
- Perth Police Integration (Council Representatives: Manager Ranger & Community Safety Services; Senior Ranger; Co-ordinator Safer Vincent.)
- Swan River Trust (Delegate: Cr Doran-Wu. Deputy: Cr Burns.)
- Tamala Park Regional Council (Delegates: Mayor; Chief Executive Officer – non-voting. Deputy: Deputy Mayor Cr Farrell.)
- Western Accord (Council Representative: Manager Health Services.)
- Youth Council (Delegate: Cr Messina. Deputy: Cr Burns.)

The Town also has the following Advisory Groups to advise Council on specific matters:

- Aboriginal Liaison
- Art
- Building Design and Conservation
- Garden Awards
- Heritage
- Local Area Traffic Management
- Safer Vincent Crime Prevention Partnership
- Seniors
- Sustainability
- Universal Access

## Good Governance

### Local Government (Rules of Conduct) Regulations 2007

These regulations require the reporting of various offences by Council Members, as prescribed by the Regulations. It is pleasing to report that for the 2007-2008 financial year, no complaints were received concerning Council Members and therefore no reports were necessary.

### Public Interest Disclosure Act 2003

In accordance with the requirements of the *Public Interest Disclosure Act 2003* (the Act), the Town of Vincent has established procedures to facilitate the making of disclosures under the Act.

These procedures set out the processes in place in respect to protected disclosures generally, to protect people from reprisals for making protected disclosures, and to provide guidance on investigations.

In the 2007-2008 financial year, no disclosures relating to improper conduct were made to the Town and therefore no disclosures were referred to the Ombudsman.

### Privacy Rights and Legislation

The Town of Vincent views privacy compliance as an integral part of its commitment to accountability and integrity in all its activities and programmes. The Town is committed to compliance with the laws that deal with personal and health information about individuals that is stored or received by it.

Consequently, we will:

- only use personal information provided by an individual for the purposes for which it was collected and for any other authorised use;
- only disclose personal information to any third party (including other authorities) where authorised; and
- take all necessary measures to prevent unauthorised access or disclosure.

### Audit Committee

The Audit Committee is formally appointed by the Council and assists Council and the Town's administration to assure itself that within the organisation there are appropriate and effective accounting, auditing, internal control, business risk management, compliance and reporting systems, processes and practices. The Audit Committee did not identify any adverse findings for the financial year.

### Freedom of Information Act

The Town of Vincent has been subject to the provisions of the *Freedom of Information Act* since its creation in 1994. The *Freedom of Information Act* gives individuals and organisations a general right of access to information held by the Town. It also provides the right of appeal in relation to decisions made by the Town to refuse access to information applied for under the *Freedom of Information Act*.

### Equal Opportunity

The Town of Vincent supports, and is committed to, the achievement of our diversity management and equal opportunity goals. That means we are continually aiming to ensure that we provide a workplace free from all forms of discrimination, harassment and bullying and that there is equality and fairness in all aspects of employment and customer service delivery in our organisation.

Policies, practices and services are adapted to meet the needs of a diverse and evolving community and we review and update all relevant Policies annually to ensure they align with legislative requirements and the needs of the workforce.

These are:

- Equal Employment Opportunity Policy
- Workplace Bullying Policy
- Sexual Harassment Policy
- Internet Use and Email Policy.

### Register of Financial Interests for Council Members and Senior Staff

The requirements of the *Local Government Act 1995* in reporting the financial interests of Council Members and senior staff were complied with.

This register was implemented on 1 July 1997 in accordance with the requirements of the *Local Government Act 1995*. It is held in the Chief Executive's office and is available for viewing by the public.

### Code of Conduct

The Council's Code of Conduct prescribes the standard of conduct and behaviour expected of the Council Members and all employees. The Code is required to be reviewed within twelve months of each Ordinary Election.

The Council Code, which was originally adopted at the Ordinary Meeting of Council of 26 August 1996, has been reviewed on a regular basis. The latest Code was substantially amended and re-adopted on 18 December 2007.

# Executive Officers

The major responsibilities of the Executive Management Team are:

- Developing and reviewing specific strategies to support the adopted strategic plan
- Overseeing the preparation of the annual budget in conjunction with the Town's operational areas
- Monitoring the progress of each of the Town's operational areas towards attaining identified corporate goals, financial targets and non-financial performance indicators
- Implementation of Council decisions
- Overseeing and co-ordinating major projects.

The Executive Management Team meets formally each week.

The Executive Management Team (from left) Rick Lotznicker, Mike Rootsey, John Giorgi JP and Robert Boardman.



## Executive Management Team

**John Giorgi, B.App.Sc. (Env Health), FAIEH, FLGMA, JP Grad. Cert. Public Sector Mgmt**  
**Chief Executive Officer**

**Rick Lotznicker, NZCE (Civil), Grad.Dip.Eng., MIPWEA**  
**Director Technical Services**

**Mike Rootsey, CPA, B.Bus, Post Grad (Accounting)**  
**Director Corporate Services**

**Robert Boardman, P.Grad Dip. Health Admin (Curtin), MAIEH, MLGMA**  
**Director Development Services**

- Audit Programme
- Citizenship
- Civic Functions
- Council Meetings
- Council Member Liaison
- Customer Service
- Economic Development
- Elections
- Human Resources
- Policy, Legal Services and Local Laws
- Public Relations and Marketing
- Strategic Planning
- Town Management

- Engineering Services
- Infrastructure Management
- Fleet Management
- Parks Services
- Plant/Equipment
- Recycling
- Waste Management
- Works Depot

- Beatty Park Leisure Centre
- Community Development
- Corporate Support
- Financial Services
- Information Systems

- Health Services
- Library and Local History Services
- Planning, Building and Heritage Services
- Ranger and Community Safety Services

## Managers

**Des Abel**  
Planning, Building and Heritage Services

**Jacinta Anthony**  
Community Development

**Con Economo**  
Engineering Operations

**Alison Giles**  
Health Services

**Hunrhu Kek**  
Information Technology

**Jim MacLean**  
Ranger and Community Safety Services

**Dale Morrissy**  
Beatty Park Leisure Centre

**Elizabeth Scott**  
Library and Local History Services

**Annie Smith**  
Human Resources

**Bee Choo Tan**  
Financial Services

**Jeremy van den Bok**  
Parks Services

**Craig Wilson**  
Engineering Design Services

# Chief Executive Officer's Division

## Human Resources

**Manager: Annie Smith**

### About our Employees

The Town of Vincent is committed to being an 'Employer of Choice' and recognises the important contribution to be made by an experienced and skilled workforce in achieving the Town's goals. The Town's premise is that to sustain a high level of performance, the Town must provide an appropriate organisational environment, a means of ensuring the organisation is capable of meeting its goals, and the motivation to do so.

The Town is also aware of the need for a strategy to support Council's commitment to sustainability and the responsible governance of economic, environmental and social issues. This requires a holistic approach to organisational health, safety, diversity and well-being and the implementation of programmes that support a work/life balance for the Town's employees.

The Town has corporate goals to raise the profile of equal opportunity and affirmative action within the organisation. These goals ensure that all employees enjoy a workplace that is free from harassment and discrimination and that they have access to a fair and efficient grievance review process.

### Recruitment

*"4.2.4 Attract and retain quality employees"*

The Town's employee turnover for 2007-2008 increased marginally to 19.9%. The slight increase is indicative of the highly volatile building economy caused by the resources boom and the retirement of three long-term employees.

### Staff Development and Training

*"4.2.2 Improve employee performance, recognition and reward"*

Performance appraisals continue to be conducted on an annual basis for all employees and training needs are then highlighted.

The operational employees have participated in safety training including Chainsaw Operation, Pruning Under Powerlines, Safety Awareness and First Aid. Other employees have attended seminars, conferences and workshops.

### Recognition of Employees

*"4.2.2 Improve employee performance, recognition and reward"*

In October 2007 a new Policy was implemented which formally recognises and thanks commendable employees for their contribution

during their employment with the Town in areas such as:

- Long and continuous employment – recognises employees who have completed 5, 10, 15 and 20+ years of service.
- Achievements – recognises an employee who has accomplished a significant achievement related to the performance of their duties.
- Annual Employee Awards – employees are nominated by fellow employees or members of the public for the following categories:
  - Excellence in Customer Service for an individual within the organisation
  - Excellence in Customer Service for a Section or Group of Employees within the organisation
  - Excellence in Customer Service for an individual within the organisation to the Residents/Ratepayers/Members of the Public
  - Excellence in Customer Service for Section or Group of Employees within the organisation to the Residents/Ratepayers/Members of the Public
  - Best Innovation/Business Improvement by an employee (non-managerial)
  - Best Innovation/Business Improvement by an employee (managerial)

The inaugural Annual Employee Awards were held in December 2007 and were well supported and received.

### Occupational Safety and Health

*"4.2.3 Promote employee satisfaction and well-being, and a safe and positive workplace"*

The Town's Safety and Health Committee continued to meet on a regular basis throughout the year. Training sessions, including Safety Orientation, are conducted on an ongoing basis for inside and outside staff.

The Town's Employment Assistance Programme continues to be well utilised. This programme provides free counselling to employees and Council Members and their families. Utilisation during this financial year was 2.59%, with five referrals overall.

### Industrial Relations

It is pleasing to report that the Town has continued to maintain an industrial dispute-free record, with no industrial disputes reported since the creation of the Town on 1 July 1994.

## About our Employees

Item	00/01	01/02	02/03	03/04	04/05	05/06	06/07	07/08
Number of Workers' Compensation Claims	13	18	22	12	13	9	8	17
Lost Time Injury Days	10	50	1	0	5	0	0	14
Employee Assistance Programme – Utilisation (number of referrals)	5	11	9	10	18	4	7	5
Absenteeism – total number of days taken	706	708	888	845	972	1113	1118	1151
Absenteeism – average number of days per employee	2.65	3.89	4.91	4.4	5.08	5.77	5.7	5.87
Employee Turnover %	13.07	12.64	13.26	12.5	12.95	16.00	18.88	19.9
Full Time Equivalent Employees	176	182	184	192	192	192	196	196

## Workers' Compensation

As the Town's Workplace Injury Management Co-ordinator, the Manager Human Resources delivers injury management information sessions to new employees.

## Local Government (Administration) Regulations – Reporting of Salaries over \$100,000

The Local Government (Administration) Regulations require local governments to report in their annual reports the number of employees within a salary of \$100,000 or more and for the number to be shown in each band of \$10,000 over \$100,000.

Salary Range	Number of Employees Receiving Salary
\$100,000-\$109,999	1
\$110,000-\$119,999	3
\$120,000-\$129,999	0
\$130,000-\$139,999	0
\$140,000-\$149,999	0
\$150,000-\$159,999	0
\$160,000-\$169,999	1

## Public Relations/Marketing

### Public Relations Officer: Natalie Greaves

The Public Relations Officer is involved in a number of functions and activities to maintain and enhance the profile of the Town through strategic public relations planning and programmes and marketing campaigns and initiatives.

#### *"4.2.1 Provide quality services with the best use of resources"*

Each fortnight a Welcome Pack is sent out to new residents. Resident response to these packs continues to be very positive. These packs continue to attract favourable comment and copies of the packs have been requested by community groups, real estate agents and relocation specialists on a number of occasions.

The quarterly community newsletter 'Town of Vincent News' is prepared by the PR Officer and the newsletters feature a diverse range of articles of interest to the residents and businesses in the Town.

The PR Officer is also responsible for creating the fortnightly internal newsletter for employees. These newsletters ensure that both internal and external stakeholders are kept informed about their Town.

#### *"3.1.5 Focus on community and customer needs, values, engagement and involvement"*

The content of the Town's website is maintained by the PR Officer. The website provides visitors with a variety of information and provides a forum for feedback.

The redevelopment of the Loftus Centre in Leederville based on community needs and expectations – incorporating a state-of-the-art Library & Local History Centre, State Gymnastics Centre and Loftus Recreation Centre – was finalised this year and the official re-opening is scheduled for next year. Progress on the Centre was featured in the media and in newsletters.

#### *"4.1.6 Focus on stakeholder needs, values, engagement and involvement"*

The Town continues to enjoy a high media profile and works collaboratively with journalists and reporters working in the electronic and print media. The programmes, events and actions of the Town have been presented in the local media and attracted positive coverage. The Town has remained at the forefront of local issues and has been involved in a number of important State matters and is sought out by media professionals.

#### *"2.1.1 Promote the Town of Vincent as a place for investment appropriate to the vision for the Town"*

The year saw a great deal of interest garnered from the Town's successful proposal to realign its boundary to include a part of Glendalough east of the Mitchell Freeway and part of West and East Perth north of the Graham Farmer Freeway including the former Power Station site. In addition, stakeholder relations were a focus of the proposal to rename the Town's portion of Glendalough to Mount Hawthorn. The consultation was a great success and the change took effect in April 2008. The PR Officer was the point of contact for all enquiries during the campaign.

The State Government's proposal to turn the former East Perth Power Station into a cultural centre was welcomed by the Town and featured in media reports.

The Town's release of the community consultation programme for the Leederville Masterplan was also undertaken by Public Relations. The concept plans drew attention from the ratepayers, business proprietors, Leederville patrons, property developers, the media and the general public. The results of the consultation will help the Town progress the Masterplan.

### "3.1.1 Celebrate and acknowledge the Town's cultural and social diversity"

In addition to the above and numerous items in the media promoting the activities of the Town, the Town was in the media spotlight with positive stories on our events including the Cappuccino Festival; our Awards including the Local History Awards, Photographic and Art Awards, Accessibility Awards; community safety and crime prevention initiatives; Town Centre upgrades; our achievements including the WA Ranger Team of the Year and Water Wise Award for Beatty Park; environmental projects; the restoration of Hyde Park Lakes; and the recommendations of the Major Stadia Taskforce on the future of sporting stadia.

## Elections

An ordinary election was held within the Town of Vincent on 20 October 2007 to elect two Councillors for the North Ward, two for the South Ward and the Mayor. For the first time Proportional Representative Voting was in place. The results of the elections were:

### North Ward

Candidate	No. of 1st Preference Votes	Order of Election/ Exclusion	Votes at Election/ Exclusion	Expiry of Term
<b>FARRELL, STEED</b>	<b>673</b>	<b>Elected (1)</b>	<b>1219</b>	<b>2011</b>
<b>YOUNGMAN, NOEL</b>	<b>599</b>	<b>Elected (2)</b>	<b>1080</b>	<b>2011</b>
BETTES, JOHN	494	Excluded (2)	574	-
CHESTER, SIMON	542	Excluded (3)	664	-
FRANCHINA, BASIL	590	...	799	-
JOOSTE, LISA	279	Excluded (1)	279	-
<b>Total Valid Votes</b>	<b>3177</b>			

### South Ward

Candidate	No. of 1st Preference Votes	Order of Election/ Exclusion	Votes at Election/ Exclusion	Expiry of Term
<b>LAKE, SALLY</b>	<b>1200</b>	<b>Elected (1)</b>	<b>1116</b>	<b>2011</b>
<b>BURNS, ANKA</b>	<b>543</b>	<b>Elected (2)</b>	<b>1149</b>	<b>2011</b>
BUCKLES, MATTHEW	385	Excluded (4)	713	-
BUTORAC, ANNE	341	Excluded (3)	428	-
CAREY, JOHN	608	...	1027	-
EVANS, MICHAEL	149	Excluded (2)	168	-
MALKOVIC, KATHRYN	121	Excluded (1)	127	-
<b>Total Valid Votes</b>	<b>3347</b>			

NB. As a result of a complaint from one of the candidates, the Court of Disputed Returns reviewed the South Ward results.

A re-count was carried out on 12 March 2008 and included 168 ballot papers which were determined to be informal on 20 October 2007.

Ms Sally Lake received first preference votes in excess of the quota of 1,171 and was elected first. After Ms Lake's surplus was distributed and candidates successively excluded and their preferences distributed, Ms Anka Burns was elected second. Therefore the result of the election declared on 20 October 2007 remains unchanged and the inclusion of the 168 ballot papers which were not counted on that date do not affect the result.

## Mayor

Candidate	No. of 1st Preference Votes	Expiry of Term
<b>CATANIA, NICK</b>	<b>3548</b>	<b>2011</b>
LAKE, SALLY	3324	
<b>Total Valid Votes</b>	<b>6872</b>	

## Citizenships

The Town conducts citizenship ceremonies on behalf of the Department of Immigration and Multicultural Affairs. This involved preparing administrative paperwork, contacting recipients and hosting the ceremony.

During the year, four citizenship ceremonies were held with a total of 158 recipients. In addition, twenty people became Australian citizens in private ceremonies conducted by the Mayor or the Chief Executive Officer. A total of 178 residents became Australian Citizens.



^ Doris Marocchi with Mayor Nick Catania and her Premier's Active Citizenship Award.

# Corporate Services

Director: Mike Rootsey

## Financial Services

**Manager: Bee Choo Tan**

Financial Services aims to continue to provide and improve financial management for the Town of Vincent. The preparation of the annual budget and the annual financial statements are the major outcomes for the service area. The service area strives to provide timely and accurate financial information whilst meeting statutory obligations and customer expectations. Financial controls are regularly reviewed to ensure data integrity.

The performance measures of the key results areas of Financial Management are highlighted in the Plan for the Future 2006-2011. The legislated financial performance ratios are specified in the Financial Statements for the year ended 30 June 2008.

### Statutory Reporting

*“4.1.4 Deliver services in ways that accord with the expectations of the community, whilst maintaining statutory compliance”*

The 2007-2008 Annual Budget was adopted at the Special Council Meeting on 10 July 2007.

Budget performance is closely monitored with material variances reported monthly to the Council. Amendments to the *Local Government Act* require that at least one budget review is undertaken in a financial year; the Town undertook one at the end of December and this was reported to the Council in February.

This year's financial statements will include the infrastructure assets and rates revenue associated with the areas of the City of Perth and City of Stirling that were transferred to the Town as part of the boundary changes on 1 July 2007.

A revaluation of the Town's assets was undertaken this year by the Australian Property Consultants.

The annual financial statements for the year ending 30 June 2008 received an unqualified report from the auditors.

Last year the Town completed a Plan for the Future and a Long Term Financial Plan for the Town for the period 2006-2016 was prepared as part of this. The Plan is to be reviewed next year.

## Rates

*“4.1.2 Manage the organisation in a responsible, efficient and accountable manner”*

Rates are the principal source of revenue to the Town. The revenue generated from rates was \$16,746,470 which represents 50.5% of total operating income. Austral Mercantile and Credit Management Limited (NCML) were contracted to provide debt collection services throughout the year. As a result of the combined actions of employees and NCML, the collection rate has been high. The rates outstanding as at 30 June 2008 was 0.76% of the collectable income compared to 0.89% for the previous year.

In 2007-2008 the Town adopted a single general rate of 8.38 cents in the dollar of Gross Rental Value of the property and a minimum rate of \$515 was applied. The Town's rates are competitive in the metropolitan region.

## Corporate System

This year the Section has commenced the implementation of the Capital Value Register or Asset Management Module. This module allows the assets to be maintained and updated on a monthly basis. The depreciation and treatment of assets will be automated instead of the current manual system.

The Excel Integration Module has also been implemented during the year to improve reporting formats and ad hoc enquiries.

There are plans to implement the On-line Purchasing Requisitions Module in the forthcoming year.

## Service Area Improvements

*“2.1.5 Develop business strategies that reduce the reliance on rates revenue”*

The Town has implemented an extensive training and development programme for its new Finance employees in the last twelve months. Other staff training and development includes in-house budget workshops and Excel Authority integration. In addition, other important initiatives include the Employee Recognition Awards, review of corporate stationery procurement, salary allocation costs and on-line banking facilities.

Changes to the debt recovery process for sundry debtors, which involves the issuing of reminders and follow-ups, have been introduced. This has had a positive impact on debt recovery and a reduction in the provision for doubtful debts.



The inaugural underground power charge for the Highgate East State Underground Power Programme was issued and money collected. Residents were given two options for repayment, of which forty-eight per cent paid in full and fifty-two per cent chose installment payments. The amount outstanding represents 0.87% of the money collectible.

The Section has increased the use of payment by Electronic Funds Transfer for efficient and effective processing of invoices.

During the year the Town participated in the West Australian Asset Management Improvement (WAMMI) programme. To date two workshops have been held with external consultants to assess the Town's policies, procedures and asset information. A draft Asset Management Policy has been prepared. Two further workshops are planned for next year to complete the programme.

## Audit

The four-year Internal Audit Programme was completed this year. The final audits were conducted on Rates and Service Charges, Asset Register and Investment of Funds. The auditors reported that the overall effectiveness of the financial management systems and procedures surrounding the areas covered by the review are sound and appropriate for the Town's current level of operations.

## Community Development

### **Manager: Jacinta Anthony**

Community Development continues to work diligently to ensure that all projects and programmes meet the needs and expectations of the community as well as meeting the strategic goals as set out in the Town's Strategic Plan. The projects in 2007-2008 saw further developments and new partnerships established for the overall benefit of the community.

The importance of information dissemination has been reinforced by the continued demand by community and service agencies, and is also documented in social research studies conducted by the Section.

### Information Dissemination/Advocacy

#### *"3.1.3 Determine the requirements of the community"*

Community Development Officers provide an integral service disseminating information on a range of services and events available to the community. This includes activities and services offered by external agencies where residents feel more comfortable liaising with Community Development Officers with whom they have established trust and reliability. To assist with the efficacy of disseminating information to various sectors of the community, service directories specifically target seniors, young people, families and children, and people with disabilities. These are continually updated and are available on the Town's website.

## Community Events/Programmes

### *"3.1.2 Provide and develop a range of community programmes and community safety initiatives"*

This year the Town hosted the Know Your Neighbour Day campaign in March to coincide with the national campaign. The purpose of the campaign was to encourage residents to introduce themselves to their neighbours and possibly exchange contact numbers in case of an emergency. The project was developed in partnership with Central TAFE. The campaign was a result of feedback received by local seniors who participated in the Town's Safety Forum which was held as part of the ongoing Seniors' Strategy. The seniors expressed concern over not knowing their neighbours saying that they felt isolated and vulnerable as a result. Banners around the Town and extensive media coverage all contributed to a successful all-round promotion of the campaign.

The Visions of Vincent community photographic competition sponsored by the *Perth Voice* is an annual competition that has just celebrated its ninth consecutive year. This year's competition attracted forty-eight entrants who submitted a total of 183 photos. The winners were presented with their prizes by the Mayor at a presentation ceremony held in Braithwaite Park, Mount Hawthorn on 10 February 2008. Each year the competition includes an open category that allows entrants to take a photograph of any subject as well as another category that changes each year. This year's alternative category was photo essays. Participants created small storyboards of between three and five pictures.



^ 'Signora Orso' by Jack Foster.

## CORPORATE SERVICES

All photos were taken within the Town's boundaries. This is a very popular community competition that brings generations of people together and provides insight to our environment from a generational perspective.

A free morning concert was held in Braithwaite Park for residents of the Town who were over sixty years of age. Over 100 seniors attended the event. A local entertainer, Jay Weston, serenaded the crowd. The Mezz Shopping Centre in Mount Hawthorn (owned by the Hawaiian Group) sponsored the event. Bakers' Delight at the Mezz provided a wonderful selection of scones and cakes while Hawthorn Fresh made beautiful fruit platters. Other outlets at the Mezz donated vouchers or products that were raffled throughout the day. The Town's Local History Librarian set up a display of photos from the Local History Photographic Awards, a display that always generates conversation and an opportunity to reminisce about the past.

The 2007 Cappuccino Festival built on the success of the inaugural Cappuccino Festival in 2006. The popular workshops from the previous year were expanded and a number of new workshops were included. In total eighteen workshops were held which included beer and wine appreciation, chocolate appreciation, home espresso, latte art, coffee roasting, Fair Trade coffee, coffee cocktails and feng shui. The event concluded with a 'coffee in the park' with live music and refreshments. The Cappuccino Festival is an excellent event in which Vincent can showcase its fabulous café strips and build stronger relationships with local businesses.



^ The Mayor's Community BBQ is a celebration of Christmas and community spirit.

The third annual Mayoral BBQ was once again a great success with around 600 people joining in the festivities at Hyde Park on 9 December. The event saw the bands Chain Reaction and the Genesis Youth play for an up-beat crowd. There was also a special visit from Santa Claus, giving the children lollies and presents on a big red fire engine.

The idea for a Carers' Recognition Lunch, for those caring for residents of the Town, originated from the Universal Access Advisory Group. In May 2008 a luncheon was held at Kailis Bros restaurant. A total of seventy-two carers attended the lunch and they were each given

information packs on carers' rights, respite services and a personal alarm. The Manager of Carers WA, Britta Meyer, gave a presentation about the services on offer. Local businesses contributed generously with prizes which were distributed to the carers by means of a raffle (the table centrepieces were also given away). The day was a great success, as judged by the overwhelmingly positive feedback given on the day by the carers.

### Social Research

*"3.1.2 Provide and develop a range of community programmes and community safety initiatives"*

The Town continued to work on the development of a Seniors' Strategy, the objective and purpose of which is to assist in effectively planning for the service needs of seniors by developing a broad strategy for seniors living within the Town. The Section has conducted Safety Forums in 2005, Transport Forums in 2006 and the first Home Help Forum at the end of the 2006-2007 financial year. A second Home Help Forum was conducted in July 2007. Most of the seventy-seven attendees from the first forum came to the second forum to discuss goals and strategies to help in the home. The final forums, Access and Attitudes, have been scheduled for July and August 2008.

The Town was also successful in obtaining a grant from the Premier's Physical Activity Taskforce to develop a Physical Activity Plan for 2008-2013.

### Support for the Community

*"3.1.3 Determine the requirements of the community"*

Through the Community and Welfare Donations Scheme \$40,800 was granted to fifteen groups and organisations providing community and welfare services to the Town's residents. Throughout the year requests for ad hoc donations from groups, organisations and individuals were provided as appropriate to a total of \$1,307.

The Town continued its Transport Assistance Scheme to assist senior residents and people with disabilities. The scheme is designed to assist vulnerable residents who have limited transport options available to them. Residents who meet the criteria are issued with pre-paid taxi vouchers which may be used for transport in the local area. This year saw an increase in residents requesting taxi vouchers, from 201 to 239 residents. A total of 4,527 vouchers were issued to a total of \$22,635.

The Town also continued to make hand-held personal alarms available to enhance the security of its seniors and people with disabilities. The alarms are designed to be used outside the home and when activated emit a loud beeping sound to deter a would-be aggressor. The scheme has been very well received. This year, a total of fifty-seven alarms were distributed, which is an increase from forty from the last financial year.

The total sum of Cultural Seeding Grants approved by the Council was \$3,170. Worthwhile projects included the Biggest Draw In for National Literacy and Numeracy Week, the Once More with Feeling singing



^ Sophie Wickowski (Youth Development Grant recipient), Mayor Nick Catania and Luka Njegich (Sporting Grant recipient).

performance, the Mount Hawthorn Carols in the Park and the development of a song capturing the culture and history of the East Perth Power Station workers.

The Town supported fourteen aspiring sporting athletes to the value of \$3,450 to compete interstate and internationally. The range of sports included cycling, rugby, soccer, netball, hockey, ultimate, lacrosse and triathlon.

In addition, the Town sponsored major events such as the Hyde Park Rotary Fair, RTR FM Concert in Hyde Park and Waitangi Day at Leederville Oval.

## Youth

*"3.1.2 Provide and develop a range of community programmes and community safety initiatives"*

The Spirit of Christmas Art Competition in 2007 was run in partnership with all local primary schools – Aranmore Primary, Highgate Primary, Mount Hawthorn Primary, North Perth Primary, Kyilla Primary and Sacred Heart Primary. Students from each school were invited to take part by creating a piece of artwork that reflected the spirit of Christmas. All entries were of an exceptionally high standard and show the depth of talent possessed by our young people. The students' artwork was placed on display at the Library and then at the Mezz Shopping Centre.

National Youth Week ran from 5 to 13 April 2008 and the Town organised stand-up comedy workshops and a number of comedy performances with the help of the Comedy Lounge. Over three afternoons the participants learnt the finer points of comedy and were helped to develop great stand-up comedy routines which some of them performed at a live community performance on 19 April to a very enthusiastic crowd.

AmpFest 2008 was bigger than ever this year with bigger crowds, more bands and stronger competition. Organised by the Towns of Vincent, Claremont and Mosman Park and the Cities of Nedlands and Subiaco,

AmpFest aims to showcase the talents of young, local musicians to promote a positive image of young people in the community. AmpFest also has a strong focus on skill development for Youth Advisory Council members who help run the event and for the bands. Prior to the heats, all bands were invited to band development workshops in which they were given the opportunity to meet with industry professionals who could help to improve their overall performance and advance their musical career. Bands that go through the AmpFest experience often go on to become major players in the Perth music scene. The Violet Flames, competitors in the 2007 event, opened for Bon Jovi at Subiaco Oval earlier in the year. In a CD review in the *Xpress* magazine it was said that "if you want a prediction of what bands will make a foray into the local scene this year, this compilation might be a good place to start" (Mike Wafer, Issue 1100).

The finalists in 2008 were My Mad Flow, The Red Hill Bakers, Myles Vincent and the winner for 2008 was Panama.

The October School Holiday Programme saw a number of young people take part in indoor rock climbing and Zone 3. These were very popular and the young people had a great time climbing up difficult walls and chasing each other with lasers around the Zone 3 maze.

The Youth Advisory Council (YAC) is a very valuable forum where young people come together to discuss important youth-related issues as well as helping to organise some of the youth events. Events that the YAC was involved with include AmpFest, National Youth Week, school holiday programmes and extreme sports events. A series of new promotional material has been developed and has been distributed around the community. Anyone who is aged between 12 and 25 who lives, works or is educated within the Town can join the YAC.

## Recreation

*"3.1.1 Celebrate and acknowledge the Town's cultural and social diversity"*

The tenth anniversary of the Summer Concert Series was celebrated with ten bands across six concerts throughout January to March. Over 2,500 local residents attended the series of performances. Musical styles ranged from jazz to country and rock. Highlights included the



^ The Summer Concert Series draws large crowds together.

## CORPORATE SERVICES



^ Active Vincent Day & Pets in the Park.

Banks Reserve Film Night, Bike Week in partnership with Cycling WA and the Visions of Vincent Photographic Competition exhibition at Braithwaite Park.

ANZAC Day saw over 600 people in attendance. The Town hosted the event with support from the Mount Hawthorn RSL. It was a moving ceremony with overwhelming support from the local community who stayed to enjoy the morning's refreshments.

The Paws on the Path Programme was piloted at Britannia Reserve and over sixty local residents have been involved in training their dogs and improving their physical activity through dog walking. The project was supported by the Department of Sport and Recreation.

Active Vincent Day and Pets in the Park was held on 21 October 2007. A beautiful day at Beatty Park Reserve drew record numbers as over 2,000 locals turned out with their pets to enjoy an active community day. Highlights included show rides, vet displays, farm animals, hockey shootouts, camel rides and dog competitions.

The Parks and Reserves Study was completed in 2007 recommending a range of initiatives to be considered for the efficient provision of open space for current and future use of the Town's parks and reserves for both structured and unstructured activities.

The Town of Vincent was successful in aiding the Tennis Seniors at Robertson Park to obtain funding for the resurfacing of grass to hard courts and installation of lighting to allow for increased physical activity.

## Arts

*"3.1.1 Celebrate and acknowledge the Town's cultural and social diversity"*

The annual exhibition of the entries in the Vincent Art Awards was held from 4 to 12 August 2007. A total of 275 entries were received, with 249 works selected for display. These consisted of paintings, prints,

photographs, mixed media and sculptures. A total of 800 people viewed the exhibition.

The main prize winners:

- Vincent Prize – David Small
- Vincent Awards – Felicity Sivewright, Annette Orr, Denise Pepper and Peter Reynolds
- Ceramic Sculpture Award – Alaric Hayes.

As well as the acquisitive Vincent Prize, the Town acquired three more paintings for the Town's collection. Twenty-eight works were sold to private buyers totalling \$16,540 (compared to \$13,904 last year) with the Town receiving \$4,135 in commission.

Positive feedback was received from the artists and exhibition attendees, with the overwhelming majority considering the event well organised.

The recipient of the Town of Vincent Visual Arts Scholarship (\$500) was India Mustard of Perth Modern School.

Artist Paula Hart was commissioned to design a banner in collaboration with community groups in the Town for the 2007 Local Government Week display in St George's Terrace. Paula, who was required to liaise with dog walkers in the Town's reserves for the design of the banner, set up a makeshift studio at the Loftus Community Centre and invited members of the various groups that congregate to tell their stories and make art. The banner was also displayed on the banner poles along Scarborough Beach Road and another version of the design was made into a horizontal banner which has been used at various community events.

The Town once again collaborated with the Film and Television Institute (FTI) for the Town of Vincent Film Project and called for film-makers to apply to make short films in three different categories relating to Vincent. FTI commissioned a further film direct with a community group as part of the project also. The following films were created under the project:



^ Deputy Mayor Steed Farrell with David Small (winner of the Vincent Award for Paddock) and Mayor Nick Catania.

- The Grounds Keeper – Kenta McGrath
- Chocoholic – Hannah Pocock
- Reta Remembers – Tessa Millesse
- Dogs of Vincent – Lis Hoffman in collaboration with dog owners in the Town of Vincent.

The films were screened at Banks Reserve to an audience of over 250 people following a Summer Concert in January 2008. The film-makers as well as many of those featured in the films were present, which created a festive atmosphere and made for an appreciative audience.

The development of the Wetlands Heritage Trail website is nearing completion with contributions being made by the Heritage and Local History Sections. Roger Harris, from the Herdsman Lake Wildlife Centre, has been contracted to contribute material regarding the native flora and fauna of the wetlands.

A grant of \$10,000 was applied for and received from LotteryWest to produce a podcast for people visiting Hyde Park. Well-known radio and television producer Barry Strickland was contracted to make the podcast, it was completed in May 2008 and will be placed on the website for download.

Owen Davis was selected to create a sculptural piece incorporating a drinking fountain for the Dorrien Gardens leg of the trail and it is due for installation in late August 2008.

The artist team of Stuart Green and Adrian Jones are in the process of fabrication of the artwork for the William Street Upgrade Project. The work consists of four sets of free-standing vertical metallic forms with surrounding sculptural forms that will double as seating. The pieces are scheduled for installation in the latter-half of 2008.

Artist Judith Forrest was selected to create artwork for the Loftus Centre Redevelopment. The work will consist of two bronze works: one featuring a man carrying a book; and the other, bronze lettering spelling the word 'stories' with the letters incorporating small figures representing community members and their activities. The work is due for completion in October 2008.

Percent for Art Scheme:

- Artwork by Rima Zabaneh for 190 Scarborough Beach Road was approved in July 2007 and installed in 2008. The project had a budget of \$20,000
- Artwork by Tesserae Mosaics for 445 Charles Street was completed in 2008. The project had a budget of \$5,000
- Artwork by Kevin Draper for 478 William Street was approved in June 2008
- Artwork by Greg James for 87 Walcott Street with a value of \$50,000 was approved this year



^ A still from 'Dogs of Vincent' by Lis Hoffman.

- Artwork by Malcolm McGregor for 378 -390 Beaufort Street with a value of \$130,000 was also approved
- Bond approval was given for 17 Green Street, 209 Bulwer Street and 658 Newcastle Street with the understanding that the money will be released on the Town's approval of artwork for the projects.

## Leederville Gardens Retirement Village

### *"3.1.3 Determine the requirements of the community"*

The management of sixty-six independent living units for seniors aged fifty-five years and above at Leederville Gardens continues for the seventh year with preparations underway to re-accredit the village in the latter part of 2008.

## Universal Access

### *"3.1.4 Continued implementation of the principles of universal access"*

After obtaining a grant of \$20,000 from WALGA, the You're Welcome Access Initiative Project commenced in mid-2007 in partnership with WorkAbility. The main objectives of You're Welcome WA are to:

- enable people with disabilities, their families and carers to participate in community life by encouraging community and businesses to make their services and facilities accessible;
- provide accurate, easy to obtain information so that people with disabilities, their families and carers are able to access their local communities; and
- establish links between people with disabilities, government and the community, including business, that will help make Western Australia an accessible community.

The Vincent Improved Access Awards presentation ceremony was held on 3 December to mark the International Day of People with Disabilities. The Town took this opportunity to acknowledge and congratulate individuals, businesses and organisations for their commitment to improving accessibility and services to people with disabilities. Mayor Nick Catania presented merit and recognition awards to the following recipients:

## CORPORATE SERVICES

- The Mezz
- The Brisbane Hotel
- Association for Services to Torture and Trauma Survivors Inc (ASeTTS)
- Carers WA
- Kieran McDonald
- School of Isolated and Distance Education (SIDE).

### Liberty Swing

*“3.1.4 Continued implementation of the principles of universal access”*

The liberty swing is an accessible swing for children who use a wheelchair and is located at the children's playground at Hyde Park on the corner of Throssell and Glendower Streets in Perth (the keys are available from the Town of Vincent).

## Disability Access and Inclusion Plan Report 2007-2008

“DAIP has been incorporated into the Town of Vincent as a functional process, many of the strategies and objectives have been met already and planning procedures have been added or adjusted to suit the objectives and standards required. There has been an annual review of the DAIP and the objectives were sent to the Disability Services Commission.

### **Objective 1: People with disabilities have opportunities to access the services of, and any event organised by, the Town of Vincent.**

*“1.1 Ensure employees facilitating events and programmes are aware of issues requiring consideration to make an event accessible, throughout planning and implementation stages”*

- A Healthway grant of \$35,000 was received in June 2008 to implement a swimming programme to expand physical opportunities for people with disabilities. The aim of which is to facilitate the integration of participants with disabilities into the main Learn to Swim Programme at Beatty Park Leisure Centre.
- Availability of portable ramp for events and venues.

*“1.2 Develop a programme that assists people with disabilities with financial assistance for accessing transport services”*

- Policy 3.8.3 Concert and Events Policy details the requirements necessary to maintain an accessible event and programme.

*“1.3 People with disabilities that have difficulties can have a Waste Management Officer enter their property in order to have their bins emptied”*

- As per Technical Services Division Procedures Manual; Procedure WM002 & WM003: The procedure states that any person with a disability or is elderly can have their bins picked up from their property and returned to the same location after emptying by the Town's employees.
- A request can be made to the Administration Waste Management Officer.
- A Waste Management Officer will enter private property, empty the bins and the return the bins to the same location.
- The Town has an inventory of ratepayers requiring this service which Officers action daily.

*“1.4 Investigate and provide various equipment to facilitate increased independent use of the Library”*

- Library employees label all large print stock in an appropriate large font.
- Events signage is provided in larger fonts. Signage is always provided in large fonts to maximise access by all.
- Employees promote the battery charger to those who come to the Library by gopher. Employees are reminded at meetings to promote the battery charger.
- Information Technology (IT) provides ongoing technical help and support when contacted by Library employees/consumers.
- IT has carried out an investigation into the use of Accessible Technologies and has also consulted with other library services.
- Investigating the use of a mouse which can change the font on the screen for sight impaired members.

*“1.5 Provide alternative services so that people with disabilities can access Library materials and forums”*

- The housebound service is and will remain a priority service.
- Housebound members are invited to the monthly forums, and transport is offered.

*“1.6 Ensure that there are avenues of identification of safety and crime prevention issues pertaining to people with disabilities”*

- Universal Access Improvements and Disability Access and Inclusion Strategy has been cross-referenced and added to the Town's Safety Crime Prevention Plan 2007-2010. Area 5: Designing In Safety, Designing Out Crime, is an avenue for raising crime prevention and safety issues for people with disabilities.
- The Safer Vincent Crime Prevention Partnership has identified an access issue of parking on footpaths and an article appeared in the Town's newsletter to residents promoting the importance of this issue.

**Objective 2: People with disabilities have opportunities to access the buildings and other facilities of the Town of Vincent.**

- The You're Welcome Project was started in 2007 and was funded by the Disability Services Commission (DSC), administered by WALGA. The Town worked in partnership with Workability and the project was undertaken to provide accurate and easy access to information in regard to accessible facilities and services available in the Town, so that people with disabilities, their families and carers can access information in regard to their community. The project audit was completed with a total of 161 reports, which were submitted to the DSC in May 2008. The DSC is progressing website development.

*"2.1 Consider the Library layout to make library materials easier to access, currently and for redevelopment plans"*

- The new Library was designed to meet all current disability access standards.
- The large print materials are located in close proximity to the entrance, as it is generally accepted that this format is the most frequently used by seniors, who often have mobility issues.
- The new Library maximises natural light, and also has lighting to all shelves, facilitating access and safety for all.

*"2.2 From the Access Audit undertaken, develop a plan to ensure buildings are upgraded to make them accessible"*

- Various buildings and facilities have been upgraded to improve accessibility and a programme has recently been developed to identify all the remaining items including accessible toilets yet to be completed. A report will be forwarded to the Council in August 2008 to have this programme endorsed.
- Access consultants are used in building and development projects which relate to universal access.
- A consultant was contracted to work on the You're Welcome Project to develop a formation database on accessible premises.
- 2008-2009 Universally Accessible Building Upgrade Programme – \$324,000.
- Plans are currently being drawn for Leederville Tennis Club and Beatty Park Reserve accessible toilets.
- Accessible toilets are planned at Forrest Park, Britannia Road Reserve, Mount Hawthorn Community Centre and Les Lilleyman Reserve during the 2008-2009 financial year.

*"2.3.1 Include accessibility in the long-term 'Needs Analysis and Feasibility Study' of Beatty Park and any plans developed from the study"*

- One of the social objectives which were agreed upon by the Beatty Park Leisure Centre Redevelopment Working Party was to create a universally accessible and safe Centre that provides diverse activities.

- The architect has kept this in mind when designing the concept plans for the Centre by incorporating additional disability change-rooms, a hydrotherapy area, wide walkways and a lift to name a few inclusions.

*"2.3.2 Develop a short-term plan to make facilities more accessible for people with disabilities"*

- A slide board was purchased in 2007 to assist with the transfer of patrons to and from the disabled hoist.
- A new water wheelchair with child attachment was purchased in 2006.
- Items such as the slide board and wheelchair were included on the budget.

*"2.4.1 Where required, increase the number of ACROD bays and 2.5 accessible bays, monitor for appropriate use and ensure accessibility"*

- Policy 3.9.9 Introduction to Kerbside ACROD 2.5 Parking Bays in Residential Areas was reviewed and amended in April 2007.
- All of the Town's car parks must meet or exceed the Town's and Australian Standards.
- 2.5m accessible bays are in addition to the above and are assessed on a needs basis.
- The Rangers regularly patrol the Town's parking facilities to ensure compliance with the Town's Parking Facilities Local Law. In the past twelve months, seventy-nine infringement notices were issued to vehicles parked in ACROD parking bays without a current ACROD permit on display and 230 infringement notices were issued to vehicles parked over a footpath/pedestrian refuge.

*"2.4.2 Maintain free first 30 minutes parking for ACROD permit holders"*

- The Rangers give parking concessions to vehicles displaying a valid ACROD permit, by giving a minimum grace period of thirty minutes where a vehicle is parked in a time restricted or ticket parking area.
- A car park locations guide is available on the Town's website and notes all ACROD bays and locations in the Town.

*"2.4.3 Ensure all ACROD bays are accessible to building entrances, paths and roads and all are clearly marked"*

- The Rangers enforce the Local Laws to ensure that footpaths and pedestrian refuges are not obstructed by signs, displays or vehicles.
- The Technical Services Section, when installing ACROD bays, gives consideration to access to buildings and footpaths, and mark bays in accordance with Australian Standards.
- Promotion of the availability of bays for ACROD permit holders is ongoing.

## CORPORATE SERVICES

*“2.4.4 Provision of residential ACROD bays”*

- Incorporated into all new and upgraded facilities, streetscape enlargements and car parks, and retro fitted to existing facilities and other locations upon request.
- Liaison with Community Development on the location and provision of bays.

*“2.5.1 Identify problem footpaths and pram ramps through employee and public consultation”*

- As per Technical Services Division Procedures Manual; Procedure W006: refers to upgrading of footpaths. The Council has adopted a long-term slab replacement programme. This programme is reviewed annually. Requests received during the year are assessed, prioritised and considered at the budget preparation time. All access ramps are upgraded through this programme as per Australian Standards; new footpaths are constructed in concrete or brick paving which is a better surface for universal access.
- 2008-2009 Footpath Upgrade Programme – \$500,000, allocated to upgrade footpaths.
- At this stage, pram ramps on every corner are constructed to Australian Standards. Ongoing footpath maintenance budget of \$180,000 to upgrade disabled/pram ramps as requested by the public or work orders issued for installation in locations lacking or requiring upgrade.
- 2008 - 2009 Universal Access/ Tactile Paving Budget – \$25,000.

*“2.5.2 Implement the installation of brass plates on footpaths which gives visual delineation for where patrons can sit within the guidelines for alfresco dining”*

- Funds have been listed in the 2008-2009 budget to purchase and retrofit the premises without plates.
- Alfresco Dining Areas are now known as Outdoor Eating Areas, with the responsibility for issuing permits, approvals, compliance etc now transferred to the Ranger and Community Safety Services Section. During the recent review of the Council Policy 3.8.5 Outdoor Eating Areas (Alfresco Dining), the requirement for approved areas to be delineated (i.e. brass plates) was formalised.
- Rangers ensure all Outdoor Eating Areas are compliant with conditions and Rangers inspect accordingly.

*“2.6 Redevelop playground facilities in the Town so they are accessible to children with disabilities”*

- Approximately seventy-five per cent of all playgrounds have been made accessible or partially accessible where practicable. The six-year Playground Upgrade Programme is progressing with an additional three playgrounds listed for upgrade in the 2008-2009 financial year. The upgrade includes the installation of rubber soft-fall and playground components that can be used by children with various forms of disability.

- Flyers are sent out as requested.

*“2.7 Increase the amount of street and park furniture in the Town’s parks and reserves”*

- Additional street/park furniture has been installed and continues to be installed throughout the Town. Street/park furniture has been installed in William Street, Fitzgerald Street, Scarborough Beach Road, Angove Street, Hyde Park, Braithwaite Park, Ivy Park, Multicultural Garden, Woodville Reserve, Banks Reserve, Brigatti Gardens, Charles Veryard Reserve and Menzies Park.
- Funds have been allocated in the 2008-2009 budget to progress the installation programme. In many cases the furniture is specifically designed to cater for people with disabilities or allows access for people in wheelchairs.

**Objective 3: People with disabilities receive information from the Town of Vincent in a format that will enable them to readily access information***“3.1 Make Library publications and information available in a range of formats with consideration to the varying needs of people with disabilities”*

- Library employees follow the Town’s prescribed standards of publication.
- All Library publications include the Town’s standard information relating to availability in a wide range of formats.
- Some signage in the Library indicates the option to ask for alternative formats.

*“3.2 Use of the standard phrase on all promotional and information material that alternative formats can be provided upon request of specific needs as determined in the Town’s Access and Equity Policy”*

- Training and development programmes to be researched and implemented for employees in 2008.
- All public documents carry standard accessibility wording.
- This is provided on all Beatty Park Leisure Centre promotional material as required.
- A statement is printed on all promotional material: People with specific requirements can request to have this document provided in an alternative format.
- Planning and Building Services’ materials are provided in alternative formats when requested.

*“3.3 Make specific consideration for people who are deaf or who have hearing impairments”*

- The TTY number and email addresses are placed on public documents where practicable. It is also on the website and Town stationery.



- All promotional material includes standard text relating to the documents being available in alternative formats upon request. All promotional material is checked by the Town's Public Relations Officer prior to distribution.
- A qualified deaf interpreter is provided when requested.
- A qualified deaf interpreter was used for the launch of the You're Welcome Project.
- The Customer Service Centre has a TTY service and employees are trained on how to use this service.

*"3.4 Increase awareness of services available to people with disabilities and their carers"*

- The service directory for community information was updated in December 2007 and distributed to all relevant officers.
- The You're Welcome Project audit was completed with a total of 161 reports, which were submitted to the DSC in May 2008. There will be a website developed from this audit which will provide information in regard to accessible facilities and services available in the Town, so that people with disabilities, their families and carers can access information in regard to their community. The DSC is progressing the website development.
- Community Development provides and promotes services available for people with disabilities and their carers, through local agencies, government services, non-government services and hospitals, and provides information on request.

*"3.5 IT services to be made available to people with disabilities"*

- Information Technology (IT) is able to provide ongoing internal support to implement technical options in regard to information technology for people with disabilities.

**Objective 4: People with disabilities receive a high level and quality of service from the employees of the Town of Vincent to meet individual requirements.**

*"4.1 Initiate a programme of training and activities on disability awareness training"*

- A programme is currently under development to provide appropriate training for employees.

*"4.2 Provide regular disability awareness training for all employees covering a range of issues"*

- Training and development programmes are currently being researched and tailored for implementation for employees and Council Members.

**Objective 5: People with disabilities have opportunities to make complaints to the Town of Vincent in a way that meets individual requirements.**

*"5.1 Ensure that there are appropriate avenues for people with disabilities to state their complaints"*

- Complaints can be made through the assistance of Community Development Services and the Universal Access Advisory Committee.
- Provision of alternative formats and interpreters to people with disabilities to assist in making a complaint is provided on all Town of Vincent Customer Feedback Forms which are available at the Customer Service Centre.

**Objective 6: People with disabilities have opportunities to participate in any public consultation by the Town of Vincent.**

*"6.1 Target people with disabilities for consultation in future Library surveys"*

- Appropriate consultation is engaged in prior to the creation of surveys.
- People with disabilities have opportunities to participate in surveys.

*"6.2 Use universal methods of consultation that meet the needs of people with disabilities"*

- Text to be added to Planning, Building and Heritage Services' community consultation letters and Submissions Guidelines.
- The Universal Access Advisory Committee meets to discuss aspects of access and inclusion within the Town and provides a point of reference for consultation with people with disabilities.
- The service directory for community information (last updated during December 2007) is used as a resource to provide specific information on request.
- The Universal Access Advisory Committee provides a broad cross-representation of the community and is a point of reference for consultation with people with disabilities and opens up the process to their networks as well.

## Information Technology

**Manager: Hunrhu Kek**

### Records Management

*“4.2.5 Enhance knowledge management”*

The 2007-2008 financial year has seen a significant increase in the number of documents being processed in this service area, principally attributed to the boundary changes and a noteworthy increase in public consultation (see table on the right). The ability to correctly identify new properties has been a key element in the processing of these records and proactive research has been demonstrated to be invaluable for all service areas.

The ongoing managing records process review is ensuring that all documents are processed expeditiously, without delays effecting day-to-day operations and allowing Officers to receive documents in a timely manner. Although there has been a marked increase in documents being processed by the Records Section, key performance indicators have always been met.

This financial year has also seen a major increase in the number of emails being received by the Town. This increase is attributed to enhancements in the Town's website. These electronic documents are now being handled in the same manner as hard copy records.

### Freedom of Information (FOI)

*“4.1.2 Manage the organisation in a responsible, efficient and accountable manner”*

This financial year has seen the same number of FOI applications as the previous year (see table opposite). Although there has been an increase in the number of enquiries throughout the year, the Records Section has been able assist the public in a manner which negates the need to lodge a formal application. It is, and will always be, the policy of the Town to assist the public with their enquiries in a supportive manner. In many instances, members of the public request documents under the *Freedom of Information Act 1992* when, in fact, they can access documents via other means.

There is a frequent misinterpretation of Freedom of Information and most enquiries are related to obtaining personal information. This is most common in cases where a complaint has been received by the Town. The person who is the subject of the complaint often wants the name of the person making the complaint. Protecting personal information is one of the key elements of the *Freedom of Information Act 1992* and the Town is dedicated to protecting a person's right to anonymity. Many other enquiries can be accessed by different means, such as Minutes of Council Meetings or Archive Searches. The *Freedom of Information Act 1992* includes a provision whereby the FOI Co-ordinator must assist an applicant alter their application to make it compliant with the Act. In many cases it turns out that the application does not comply and cannot be

accepted. The Town's policy of complete co-operation often allows a potential applicant to receive the information required without the need to lodge a formal application, thus saving time and money.

	2006-2007	2007-2008
Mail – In	41,234	40,783
Mail – Out	103,938	107,382
Faxes	4,997	5,254
Building License	526	576
Planning Application	588	604
Mail Registered	4,755	8,176
Ombudsman Complaints	0	1
Freedom of Information	4	4

### Information Technology

*“4.2.5 Enhance knowledge management”*

*“4.2.6 Promote technology opportunities to improve the Town's business, data, communication and security systems”*

*“4.2.7 Explore new and innovative ways of service delivery to access information and conduct business”*

During the 2007-2008 financial year IT continued to support the functions of the Town whilst undertaking initiatives/projects to ensure business continuity.

The main focus of the IT Section is to provide reliable systems which enable the various service areas to carry out their day-to-day duties with ease. Examples of this include the virtualisation of servers (currently progressing) and the ongoing enhancement of the Town's GIS system. IT has completed a number of major projects:

- Upgrading of desktop computers with standard operating environment
- Enhancements to the Town's website throughout the year
- Enhancements and upgrade to the Town's Geographic Information System (GIS)
  - Maintenance of data matching
  - Cadastral updates
  - Creation of new car park module
  - Further integration with Corporate Authority System
  - Addition of new searches
  - Implementation of new graffiti layer functionality and training
  - Implementation of Intramaps Public. This is a “cut” down version of Town's internal GIS system and is available to anyone via the link on the Town's website

- Improved connection between Depot and Administration & Civic Centre (on-going)
- Upgrades and enhancements to the Authority System
- Enhancements and upgrade the Town's library server, network and desktop computers
- Enhancement to the Corporate Document Management System
- Upgrade of link between the different remote sites (Administration & Civic Centre, Library and Beatty Park).

IT is currently in the process of evaluating existing servers and implementing server virtualisation. Major benefits of running servers in a virtual environment include significant reductions in power/energy costs, reduction in time needed to deploy new servers and increased server reliability.

## Beatty Park Leisure Centre

**Manager: Dale Morrissy**

Beatty Park Leisure Centre has prided itself over the years in achieving industry best practice in all aspects of operation including strategic and business planning; programme and event management; customer service delivery; human resource management; asset and risk management; financial management; and the application of new technologies.

This was a year of contrasts for Beatty Park Leisure Centre. The Health and Fitness Area and Swim School experienced record high numbers and the Centre received a prestigious WA Water Award for its water conservation efforts. However, the energy, maintenance and staffing costs increased significantly over the year and impacted greatly on the Centre's financial position.

The Centre continues to be an inviting leisure facility with customers attending from all across the Perth metropolitan area as well as being a popular tourist destination for regional, interstate and overseas visitors to Perth.



^ Slippery When Wet.



^ Beatty Park plays host to numerous carnivals throughout the year.

### Aquatic Programmes and Activities

*"3.1.2 Provide and develop a range of community programmes and community safety initiatives"*

*"3.1.4 Continued implementation of the principles of universal access"*

The Centre continues to offer indoor and outdoor heated water space catering to elite swimmers, general lap swimmers, people recovering from injury and also those just simply wanting to have some fun or get moving. The indoor water playground is an ideal area for families with young children.

A number of squad swimmers from Beatty Park Leisure Centre competed in State, national and international swimming events throughout the year.

Beatty Park continues to play a major role in swimming education in Western Australia. The Centre's Swim School has had increased participation rates in all terms this year and has recently been successful in obtaining a Healthways grant for \$35,000 which will



^ The new Angelfish programme aims to transition people with disabilities into mainstream swimming classes from one-to-one lessons.

## CORPORATE SERVICES



^ The swim school is ever popular.

allow the Swim School to setup a new programme called ANGELFISH – providing one-to-one tuition for people with disabilities with the view to integration with the mainstream swim lessons.

In the 2008 summer season, the Centre hosted twenty school carnivals and a range of club-based competitions as well as several A-grade water polo fixtures.

Thousands of Perth children participated in the successful In-term and Vacation Swimming Classes throughout the year.

The youth disco, known as 'Splashdance', continued as a regular summer event on the Centre's calendar. It was held in December and January with around 200 children attending each event.

## Health and Fitness Programmes and Services

*"3.1.2 Provide and develop a range of community programmes and community safety initiatives"*

The membership base has continued at last year's high levels and has actually resulted in the Gym and Group Fitness programmes reaching capacity on several occasions throughout the year. While this is not ideal, it shows that the Centre does have a need for expansion in the future as is mentioned towards the end of this report. To keep the current members content, Beatty Park Leisure Centre continues to focus on key areas such as:

- Employee qualifications, knowledge and commitment to a high level of customer service
- Upgrades to equipment and facility to meet patrons' needs
- Cleaning
- Value adding – membership specials, more classes, promotions, incentives.

Personal training goes from strength to strength with some excellent results achieved for clients by the dedicated staff.

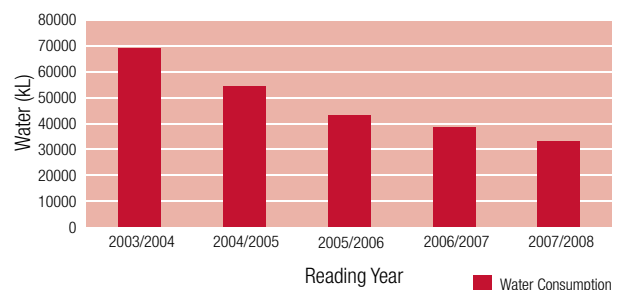
## Energy

*"1.1.6 Enhance and maintain the Town's infrastructure to provide a safe, healthy, sustainable and functional environment"*

*"1.1.4 Minimise negative impacts on the community and environment"*

A Community Water Grant of \$49,977 was received from the Federal Government to facilitate the installation of water-saving devices throughout the Centre. These funds will aid the Centre to further reduce water use, which continued dropping this financial year (see graph) due to ongoing water-saving initiatives such as the pool blankets, public education and employee awareness.

### Beatty Park: Annual Water Consumption



## Maintenance Programmes

*"1.1.6 Enhance and maintain the Town's infrastructure to provide a safe, healthy, sustainable and functional environment"*

Beatty Park has an established series of preventative maintenance schedules for all of the major plant and equipment on site. The plant-room had several major breakdowns this year which impacted on the financial position of the Aquatic Area.

With ageing plant and equipment, and most items out of warranty, Beatty Park co-ordinates and budgets for a thorough preventative



^ Personal training is very popular at the Beatty Park gym.



^ Beatty Park took out second place in the Lifesaving Championships.

maintenance programme. Unscheduled plant and equipment failure results in loss of income for the Centre and poor customer relations. The Centre works closely with various specialist technicians who service and maintain the plant and equipment to minimise this impact.

## Public Education

*"3.1.2 Provide and develop a range of community programmes and community safety initiatives"*

The Watch Around Water Programme, which was launched at Beatty Park Leisure Centre by the Royal Life Saving Society of WA (RLSS) in January 2005, continues to be the Centre's key public safety education campaign.

Watch Around Water promotes safe swimming in aquatic facilities across the State by providing consistent policies and guidelines from the RLSS that Beatty Park Leisure Centre helped to develop. The programme is now becoming industry best practice amongst WA facilities and several eastern States facilities have also introduced it.

## Safety and Security

*"3.1.2 Provide and develop a range of community programmes and community safety initiatives"*

*"1.1.4 Minimise negative impacts on the community and environment"*

An annual Safety Audit is carried out by the Royal Life Saving Society of WA and this year the Centre achieved an outstanding result of 94.76 (previous result was 88.86) and was commended on a number of safety initiatives for both staff and patrons.

Security Guards – the Centre has continued to employ security guards to patrol the Centre during peak periods (weekends, public holidays and during the January school holidays). The key duty of the external security guard is to patrol on foot and provide a security presence in the hope that it will deter petty theft and vandalism both within the Centre and in the car park.

This initiative is also helping to ensure that employees are able to focus on their primary duty of monitoring the safety of the patrons in and around the pool deck.

Security Systems – the Centre has an internal alarm system which is monitored by an external company. In addition, the Centre is also equipped with a digital closed circuit TV system, which was expanded to twenty-two cameras this year and provides coverage of all 'point of sale' locations and high risk areas throughout the Centre.

## Retail Shop, Café and Crèche Service

*"2.1.6 Develop business strategies that provide a positive triple bottom line return for the Town"*

Beatty Park's Retail Shop had another successful year. Its diverse range of products from recognised suppliers ensured year-round sales and customer confidence in quality and service. A well-marketed sales programme ensured that a number of joint promotions and cross promotions took place throughout the year with other areas of the Centre. An online component for the Retail Shop is nearing completion and should prove an exciting addition.

The Café was affected by the increase in costs from suppliers but still managed to finish the year in a positive financial position. A number of initiatives were introduced including the expansion of the range of food sold that is approved by the WA School Canteen Association Inc. The Café continued to deliver an affordable range of food and beverage items to Beatty Park Leisure Centre's patrons in an efficient and hygienic manner throughout the year.

Beatty Park's Crèche service continues to be highly regarded as a safe, friendly and secure venue for children. The school holiday programme for children from seven to twelve years of age is growing each term and may be expanded further in the future. On-site child minding gives parents a valuable opportunity to have some time to themselves and either join in the programmes or exercise on their own.



^ Next year the Retail Shop will include an online shopping facility.



^ Swimming Buddies.

### The Future of Beatty Park Leisure Centre

*"1.1.3 Enhance and maintain the character and heritage of the Town"*

*"1.1.6 Enhance and maintain the Town's infrastructure to provide a safe, healthy, sustainable and functional environment"*

The Town of Vincent engaged an architect who, with a team of employees from both Beatty Park and the Town, developed a concept plan for the Redevelopment of Beatty Park Leisure Centre. This was completed in June 2007 and will be refined through the public consultation process in August/September 2008.

The concept plans envisage a brand new building extension. In addition to the new section, significant upgrade and refurbishment within the Centre would be undertaken, including the outdoor and dive pool, plant room, change-rooms, hydrotherapy pool and spa.

The estimated cost of the redevelopment would be in the vicinity of \$20 million and the Town would develop a Business Case for the financing of the project.

Based on the proposed concept plans, the redeveloped Beatty Park Leisure Centre would provide the community with a high quality facility that would be comparable with any new facility in the State and this redevelopment would ensure the operational and financial viability of the Centre for the foreseeable future.



^ Goggles and flippers.

# Development Services

Director: Robert Boardman

## Ranger and Community Safety Services

Manager: Jim MacLean

### Parking Enforcement

*"2.1.4 Identify the needs and expectations of the business community and facilitate outcomes in the Town"*

The number of parking infringement notices issued during the 2007-2008 financial year was 25,681 with a total value of \$1,774,730. This shows an eleven per cent increase in the number of infringement notices issued and an increase in the total revenue.

### Paid Parking – Car Parks and Kerbside Locations

*"1.1.6 Enhance and maintain the Town's infrastructure to provide a safe, healthy, sustainable and functional environment"*

There are seventeen car parks under the control of the Council; of which eight currently attract a day-time parking fee, and five of these also attract a night-time fee. The Town has progressively introduced a number of paid kerbside parking facilities in areas that were congested by vehicles that parked all day. These areas include Vincent Street, Brisbane Street and Forbes Road.

### Parking for Persons with a Disability

*"3.1.4 Continued implementation of the principles of universal access"*

The Town reviews the parking facilities within its boundaries on an ongoing basis, to ensure that adequate facilities are available for use by people with a disability. In 1999 the Town recognised that not all holders of an ACROD Permit required an Easy Access (3.2 metres wide) parking bay, so it developed standard width bays which were restricted for use to persons who displayed a current ACROD Parking Permit. The Town was an active participant in a recent State Government (Disability Services Commission) Working Party which has developed guidelines for Universal Access requirements. These guidelines have incorporated the Town's initiative as the basis for its recommendations and the Town's current ACROD 2.5 Parking Bays process is recommended as a template for use by other local governments and private car parks in Western Australia.

### Animal Control

*"1.1.4 Minimise negative impacts on the community and environment"*

There are approximately 2,718 dogs registered in the Town, which is an increase of twelve per cent from last year. There have been twenty-

two dog attacks recorded in the past year; ten on people and twelve on animals. During the year twenty-nine infringement notices and 111 warning notices were issued, with by far the most common reason being 'dog not held on a leash'. There has been a small decrease in the number of infringement notices and warnings issued for offences by dog owners.

### Litter Control

*"1.1.4 Minimise negative impacts on the community and environment"*

For a number of years Rangers have adopted a more pro-active role in the area of Litter Control. A total of fifteen infringement notices were issued for 'discarded cigarette butt' and sixteen contacts were made. Three infringement notices have also been issued for the offence of 'illegal bill posting'.

### Display of Items on a Footpath

*"1.1.4 Minimise negative impacts on the community and environment"*

The Town of Vincent Local Law Relating to the Display of Items on a Footpath has been in operation for the past five years, but has now been superseded by the Local Government Property Local Law 2007 and Trading in Public Places Local Law 2007. Because the Section's focus has been predominantly placed on parking enforcement, the monitoring and enforcement action for signs and goods displays has been reduced over the past year or so. In the past twelve months there have been ten new applications for 'display of items on a footpath'.

### Burning/Smoke Nuisances

*"1.1.4 Minimise negative impacts on the community and environment"*

The Town's Local Law relating to Health prohibits the burning of rubbish and refuse or other material on the ground at all times of the year. This is dealt with during business hours by the Health Services Section, but all after-hours calls are dealt with by Rangers. The Ranger Services and Community Safety Section received seven after-hours complaints of this nature, which shows a slight increase from those reported in 2006-2007.

### Abandoned Vehicles

*"1.1.4 Minimise negative impacts on the community and environment"*

During 2007-2008 there were 375 abandoned vehicle complaints investigated, resulting in sixty-four vehicles being towed away, twenty-one being removed prior to 'Removal Notices' being affixed and 290 being removed by the owners.

## DEVELOPMENT SERVICES

## Bush Fire Hazard

*"1.1.4 Minimise negative impacts on the community and environment"*

During the year seventy-nine fire hazard complaints were received and compliance was obtained in all cases. In one case the Council had to employ a contractor to cut and remove the ground fuel from the block. A recoverable works order was issued to recoup the costs.

## Syringes/Needles

*"1.1.4 Minimise negative impacts on the community and environment"*

The incidence of discarded syringes and needles in public places continues to be a serious issue and staff are called upon to collect such items fairly regularly. In the past twelve months, 242 syringes/needles were collected and disposed of by Rangers, Environmental Health Officers, Engineering and Parks Officers. The number of discarded syringes/needles being collected has greatly reduced from last year, partly due to the Town providing a number of disposal containers in car parks, toilets and other public places, and partly due to the vigilance of employees, Police and other agencies.

## Award for Outstanding Achievements

The Town of Vincent was presented with the 'Ranger Team of the Year Award' for 2007 which was announced at the WA Rangers' Association Annual Conference.

The Award was in recognition of the very high standard of service that is provided to the Vincent community by the Town's Ranger and Community Safety Services Section.



^ The Ranger & Community Safety Services team were bestowed with the 2007 Ranger Team of the Year Award. Photograph courtesy: The Guardian Express.



^ Members of the Safer Vincent Partnership at the launch of the Eyes on the Street project.

The Award recognised the following services provided by the Town:

- Support and charitable collections for PoundWATCH
- Responsible Dog Ownership Award Programme
- The development of partnerships with local Veterinary Clinics, for the collection of registration fees and the issuing of registration tags
- Dog and Cat Sterilisation Programme
- Dog and Puppy School Training Classes
- Primary School Presentations
- The development of partnerships to address indigenous issues
- The Town's Safer Vincent Partnership Committee, which is focused on crime prevention and community safety and security issues
- The regular inter-agency committee and partnership meetings to address anti-social behaviour issues, 'hooning' issues and problems resulting from patrons of licensed premises
- Participation in 'Community Days' as a way of engaging the community and encouraging compliance with the Town's legislation.

The Ranger Team was also awarded the Town of Vincent Award for 'Outstanding Customer Service by a team' for the same programme.

## Safer Vincent

*"3.1.2 Provide and develop a range of community programmes and community safety initiatives"*

In the 2007-2008 financial year there has been a consolidation of the Town's key safety priorities of community safety and crime prevention through the Town's strategic Community Safety and Crime Prevention Plan 2007-2010, which is in its second year of implementation. Attesting to its ongoing commitment, the Town, in conjunction with the Safer Vincent Crime Prevention Partnership, has developed and implemented a number of key initiatives. These include:

- Implementation of 'Eyes on the Street' Programme with Ranger and Community Safety Services spearheading delivery of this programme – reporting anti-social and criminal behaviour to Police.





^ WA Police and the City of Perth have teamed with the Town to extend the Backpack Safe project. Photograph courtesy: Community Newspaper Group.

- Review of Backpack Safe wallet card and poster, in conjunction with City of Perth and Perth Police, to target the safety of backpackers
- Ongoing strong ties with WA Police, strengthened with opening of the new Leederville shopfront and through regular meetings with Perth, Wembley and West Metropolitan Police
- Continuation of Priority Projects, funded by Office of Crime Prevention (OCP)
- Promotion of 'Vincent Light and Safe' Programme, targeted at victims of crime or those at risk. This has been nominated for a National Crime Prevention Award
- Ongoing Child Restraint Checking Programme
- Continuation of Constable Care Programme to all primary schools in the Town
- Rangers and Nyoongar Patrol combined First-Aid and Cross-Cultural Training
- Ongoing refinement of Nyoongar Patrol Partnership (NPP). As part of NPP, the Town has developed and refined an early intervention response to anti-social issues
- Expansion of Business Beat Programme, with a range of new crime prevention signage, including 'report graffiti', 'graffiti is a crime' and 'do not leave cash or valuables in your car'. This was partly funded by an OCP grant.

Through the role of the Co-ordinator Safer Vincent, and in line with holistic aims and 'whole of government approach' to community safety, an effective bipartisan approach has been developed, relative to crime prevention. In 2007-2008 the Co-ordinator Safer Vincent has assisted in the refinement of graffiti mapping and reporting of offences to WA Police, bin sticker implementation and, along with the Vincent Accord, successfully obtained Office of Crime Prevention funding for licensed premises signage. Squatting, substandard buildings and crime



^ The Town teamed with Mount Hawthorn Primary School to introduce 'Please Slow Down' stickers.

prevention audits have enhanced the existing relationship with WA Police and the Town continues to record encouraging statistics in the rates of recorded crime. For most offence categories, these statistics remain lower than, or similar to, those in the rest of the State, but were higher for drug offences (OCP Crime Prevention Profile).

## Emergency Management

"1.1.4 Minimise negative impacts on the community and environment"

The Town is an active participant in the Western Central Local Emergency Management Committee (WC LEMC), which develops strategies to deal with emergencies, both natural and man-made, and has recently included strategies for terrorist actions, critical infrastructures and recovery. The Council has adopted Emergency Recovery Management Arrangements and has almost completed the new Emergency Management Arrangements. This ensures that the Town is compliant with the requirements of the *Emergency Management Act 2005* and is prepared for emergencies.

The Town is also an active participant in the District Emergency Management Committee, which is primarily focused on ensuring that LEMC strategies align with those of adjacent LEMCs and that the established processes are in accordance with legislation and State Emergency Management Policies.



^ The Town maintains a close working relationship with the Nyoongar Patrol.

## State Emergency Service

### *“1.1.4 Minimise negative impacts on the community and environment”*

The Town is one of the sponsors of the Northshore Unit of the State Emergency Service, with the Emergency Operations Centre for this unit situated within the Town's boundaries. This is a voluntary organisation whose personnel are trained as lead combat authority for a number of emergencies, including storm, cyclone, flood, earthquake and tsunami. They also provide a support role in searches for missing persons and other emergencies as they occur. The Unit has been operational on 103 occasions over the twelve-month period, including a deployment of two teams to a major storm which swept through the Rockingham area causing extensive damage to trees, roofs and properties in the area. The Unit has also provided personnel for one bushland search outside the metropolitan area and has had a team on 'stand-by' for deployment to the lower south-west of the State to search for two children that had gone missing. The Town's Manager Ranger and Community Safety Services is the current Local Manager of the Northshore SES Unit Inc, having been an SES Member for the past twenty-six years.

## Strategic Plan Achievements

### Key Result Area One: Natural and Built Environment

Strategies and Action Plans	Timeframe	Comments/Status Report
<b>Objective 1.1: Improve and Maintain Environment and Infrastructure</b>		
<b>1.1.4 Minimise negative impacts on the community and environment</b>		
(h) Develop Emergency Response and Recovery Management Plans, to promote a prepared community.	2007-2008	The Western Central Local Emergency Management Committee has recently been advised of their success in obtaining a grant to develop an Emergency Risk Register for each municipality in the Western Central Area. The Council has already adopted the Town's Emergency Recovery Management Plan and the Committee is in the final stages of drafting the Emergency Management Arrangements. These will be reported to the Council, for formal adoption, in late 2008.
(i) Continue to participate in Local and District Emergency Management Committees.	2007-2008	The Manager Ranger and Community Safety Services (MRCSS) currently Chairs the Western Central Local Emergency Management Committee, with the Co-ordinator Safer Vincent (CSV) in the Executive Officer's position. Both MRCSS and CSV attend every meeting. The MRCSS and CSV will be the administration team for the Emergency Risk Register for LEMC.
(j) Promote appropriate animal control and management strategies and continue to provide advice and assistance to animal owners and non-animal owners.	2007-2008	Rangers have improved and promoted many of the initiatives that were introduced in 2006 relating to Responsible Dog Ownership and compliance with the Town's Local Laws. The Rangers have been involved with 'Puppy Pre-school' at local veterinary centres to educate new dog owners on their responsibilities. The Rangers have been developing a promotional 'Poo Pouch' for dog owners to attach to dog leads. These initiatives will continue to be promoted and expanded in future years.

## Key Result Area Two: Economic Development

Strategies and Action Plans	Timeframe	Comments/Status Report
<b>Objective 2.1: Progress Economic Development with Adequate Financial Resources</b>		
<b>2.1.4 Identify the needs and expectations of the business community and facilitate outcomes in the Town</b>		
(b) Review and update the Town's Car Parking Strategy (January 2002) including a timeframe to implement recommendations.	June 2008*	Part completed. Consultants appointed on 22/04/08 to review and update the Car Parking Strategy. Reported to Council 24/06/08. The consultants attended the Council Member Forum on 15/07/08. The Town's Officers will report to the Council on the recommendations and findings in September 2008.

## Key Result Area Three: Community Development

Strategies and Action Plans	Timeframe	Comments/Status Report
<b>Objective 3.1: Enhance Community Development and Well-being</b>		
<b>3.1.2 Provide and develop a range of community programme and community safety initiatives</b>		
(d) Promote and implement the Safer Vincent Crime Prevention Plan 2007 which aims to support, develop and deliver residential and business initiatives that reduce crime and promotes safety and security.	Dec 2010	The Safer Vincent Crime Prevention Plan 2007-2010 continues to be progressed as per timelines identified in the document. The Plan is overseen by the Safer Vincent Crime Prevention Partnership with ongoing evaluation to ensure that the actions and needs identified in the Plan are current and appropriate.
(j) Promote the Emergency Management Plan and educate residents and ratepayers to be able to respond to emergencies.	Dec 2010	The Western Central Local Emergency Management Recovery Plan has been finalised and has been adopted by six of the eight local governments represented by the Committee. The Committee is in the final stages of drafting the Emergency Management Arrangements and these will be reported to the Council for formal adoption. The Emergency Plan and Emergency Recovery Arrangements will be accessible through the Town's website.  The Western Central Local Emergency Management Committee has recently been advised of their success in obtaining an AWARE FESA grant to develop an Emergency Risk Register for each municipality in the Western Central Area.
(k) Actively participate in the Vincent Accord and Western Accord – a collaborative approach between State Government, Police Services, Local Government and Liquor Licensed Premises in an attempt to reduce noise complaints, litter, anti-social behaviour and promote safety.	2006-2011	On behalf of the Vincent Accord, the Town successfully applied for a \$5,000 grant from the Office of Crime Prevention. The funds are to be used in developing signage to be displayed in and around licensed premises to encourage more responsible patron behaviour. A number of logos have been developed for the Vincent Accord, with input from all representatives. The Vincent Accord meets regularly (2-3 monthly) and is chaired by the OIC Wembley Police, co-ordinated by the Manager Health Services with Ranger & Community Safety Services (RCSS) – the RCSS representative is generally the CSV, due to the community safety and security issues (well aligned with the Safer Vincent Crime Prevention Partnership). Minutes are provided by means of an Information Bulletin to keep Council up-to-date with actions implemented by the Accord.
<b>3.1.3 Determine the requirements of the community</b>		
(b) Undertake social research into community needs and identify projects for funding.	Dec 2010	When a need is identified, RCSS undertake a public consultation process to establish broad community feelings. If the results indicate a specific need, this is reported to the Council for approval.

## Key Result Area Four: Leadership, Governance and Management

Strategies and Action Plans	Timeframe	Comments/Status Report
<b>Objective 4.1: Provide Good Strategic Decision-making, Governance, Leadership and Professional Management</b>		
<b>4.1.3 Enhance organisational business planning</b>		
(a) Establish a management and leadership system that enables effective planning, deployment, measurement, reporting and communication of the Town's vision, objectives and strategies.	2006-2011	This has been established through the Annual Business Plan.  MRCSS reports to the Council on a quarterly basis, detailing compliance with stated objectives, and providing statistical information about compliance with budgeted revenue and expenditure.
<b>4.1.4 Deliver services in ways that accord with the expectations of the community, whilst maintaining statutory compliance</b>		
(a) Achieve best practice corporate governance standards and statutory compliance including effective delegations and independent review of processes.	2006-2011	This has been established through the Annual Business Plan.  RCSS is under on-going review, to ensure that 'best practice' underpins all actions and decisions.
<b>4.1.6 Focus on stakeholder needs, values, engagement and involvement</b>		
(a) Ensure stakeholders are effectively engaged on issues that may affect them.	2006-2011	This has been established through the Annual Business Plan and stakeholder relations are covered in the Town's Communications Strategy.
<b>Objective 4.2: Provide a Positive and Desirable Workplace</b>		
<b>4.2.1 Provide quality services with the best use of resources</b>		
(a) Provide efficient and effective service delivery and provide quality customer service.	2006-2011	RCSS were awarded the Ranger Team of the Year Award (2007) for their service to the community.
(b) Enhance and implement the employee corporate performance management system.	Dec 2007	This has been established through the Annual Business Plan.  Annual Appraisals are undertaken as soon as practical, after they become due.
(d) Implement best practice people-management policies and tools that assist in the achievement of the Town's workforce objectives.	2006-2011	This has been established through the Annual Business Plan.
(f) Provide competencies and resources to meet current and future service requirements ensuring people development opportunities, including career path planning and prospects for personal growth.	2006-2011	This has been established through the Annual Business Plan.
<b>4.2.3 Promote employee satisfaction and well-being, and a safe and positive workplace</b>		
(b) Ensure the organisation enhances and promotes employee satisfaction, health, safety and well-being.	2006-2011	This is an ongoing process that has been established through the Annual Business Plan.
(c) Review and enhance the Town's Safety Programme and maintain a minimum accident record.	2006-2011	This is an ongoing process that has been established through the Annual Business Plan.  Employees are aware of the need to use safe practices and are encouraged to make appropriate suggestions to enhance this.
<b>4.2.4 Attract and retain quality employees</b>		
(a) Encourage and enable employees to effectively be involved in relevant business decisions; implement two-way communication systems for individuals and teams.	2006-2011	This is an on-going process that has been established through the Annual Business Plan.
<b>4.2.5 Enhance knowledge management</b>		
(a) Ensure the organisation obtains and uses data, information and knowledge to support planning processes and decision-making at all levels.	2006-2011	Ongoing.

## Library and Local History Services

**Manager: Elizabeth Scott**

What an amazing year the Library has experienced, with the planning and construction of the new building, moving in and opening on 18 February 2008 (the official opening was held on 30 July 2008).

Congratulations to all involved, in particular the Library employees who took on extra responsibilities when senior staff participated in the many planning meetings.

*"1.1.5 Enhance and maintain parks and community facilities"*  
*"(d) Continue to provide vibrant meeting places for the community"*

On opening, a trial of extended hours, including Sunday afternoons, commenced to best address community expectations, with a concurrent survey to review the public opinion of the hours and other aspects of the Library service. Due to the popularity, the Library will continue to open on Sunday afternoons.

*"4.2.2 Improve employee performance, recognition and reward"*

Employees have attended manual handling and Amlib training, Adult Community Education Services, Amlib User Group, Young People's Services and other professional development meetings.

In November the Library celebrated its last birthday in the old building with a newsletter called 'Leaving Home' and a free evening event performed by Roger Ridiculous.

Rates of new memberships, loans, internet use and general enquiries have all increased since the new Library opened.

Library services in this period included the acquisition of 5,447 new items, 1,834 of which were purchased with funds provided by the Town of Vincent. All items that are acquired are individually selected based on identified community profile, current events and customer feedback. The Library buys an average of thirty books per month, mainly through the local bookshop, Oxford Street Books, and acquires some resources from specialist suppliers.



^ The new purpose-built Library & Local History Centre opened in February.



^ Deputy Mayor Steed Farrell and Cr Helen Doran-Wu welcome the first patrons, Mrs Alexandra Macmillan and Mrs Lyn Hawgood (centre), through the door at the re-opening of the Library.

## Local Studies and History

*"3.1.1 Celebrate and acknowledge the Town's cultural and social diversity"*

*"3.1.2 Provide and develop a range of community programs and community safety initiatives"*

*"4.2.5 Enhance knowledge management"*

It has been an exciting year for the Local History Collection as it now has a splendid home in the new Local History Centre which is within the Library. The Centre includes a large area with desks, internet-linked computers, a microfiche reader/printer, filing cabinets and map cabinets to make the Collection much more accessible and easy to use. The Collection includes around 700 books, reports and unpublished documents, 185 oral history interviews with full transcripts, over 2,500 photographs dating from the 1870s to the 1970s as well as more recent photographs to provide the history for the future. It also has newspaper articles and other items stored in



^ Raff Merlo's photo of an Easter time gathering of three Italian families in North Perth won a 1951-1975 category prize in the 2007 Local History Photographic Awards.

## DEVELOPMENT SERVICES



^ Library and Heritage staff in the new Local History Centre.

subject files as well as files by street name containing research and articles relating to properties.

The new Local History Centre also includes an Archive Room which is temperature-controlled to ensure that rare and original materials are kept in the best conditions. The Archive contains historical collections from Beatty Park, Brownes Dairy, Leederville Primary School, Leederville Community Centre, North Perth Historical Society, Mount Hawthorn Rotary, Royal Park Bowling Club, and Town of Vincent photographs. The Centre is interested in acquiring collections from other businesses and community groups which may be ceasing operation, to allow safe keeping of their records for future researchers. The Archive also contains local newspapers from 2000 with some earlier editions, electoral rolls, photographs and ephemera.

*"3.1.1 (a) Organise and promote community events and initiatives that engage the community and celebrate cultural and social diversity of the Town"*



^ Inside the Local History Centre.

The Local History Centre can accommodate events. In April a Sunday afternoon event was trialled when author Valerie Everett and illustrator Barbara McGuire spoke about their children's book *The House that was Built in a Day: Anzac Cottage*. The inaugural exhibition – 'The Venables Collection' with photographs dating from 1894 to 1999 – was launched in May when Ron and Ruth Venables spoke about the family history revealed through the photographs.

In September the Local History Photographic Awards were held, once again generously sponsored by Woodville Property. Winning entries can be seen on the Town's website.

Involvement in the Northbridge History Project continued with the Town sponsoring ten members of the community to attend the annual Northbridge History Studies Day in May. A series of bookmarks were produced for this occasion, with many containing images from the Town of Vincent. These can be picked up in the Local History Centre.

*Our Town: Early Photographs from the Town of Vincent Local History Collection* sold well throughout the year. An exhibition of ten large posters with images from the book at the Mezz Shopping Centre proved a success in promoting the book.

## Vincent Library Forum

*"3.1.1 Celebrate and acknowledge the Town's cultural and social diversity"*

A free Forum is held on the last Wednesday of each month where guest speakers address Library members, followed by morning tea during which the public can mingle and chat to the guest speaker. An average of thirty members attended each Forum in 2007-2008; however in the new *lounge@vincent* there has been an average of forty people. Guest speakers have included Valerie Everett, John Viska on the history of Hyde Park, Sonia Neale author of *The Bad Mother's Revenge*, and palynologist (a person who examines minute microfossils and especially pollen) Dr Lynne Milne who talked about her work and book *Grains of Truth: How Pollen Brought a Murderer to Justice*.



^ Library staff in the lounge@vincent on the first day in the new building.

## Housebound Readers and Seniors' Services

*"3.1.2 Provide and develop a range of community programs and community safety initiatives"*

The Housebound Reader Service continues to be an integral part of the Library service, and will invariably increase as our population ages. A wide variety of stock is delivered to seventy individuals, many of whom are residents at local nursing homes. Bulk loans to nursing homes and lodges, from which individuals can make personal selections, are also provided. A total of 9,238 items were selected and issued to housebound members.

The Library celebrated Seniors' Week 2007 with guest speakers authors Geoff Bebb and Michelle Denise at a Vincent Library Forum. Once again this event was attended by several of the housebound readers and seniors in our community.

The Library supports various educational institutions by providing a venue for students to undertake their practicum, and has earned a reputation for being one of the best libraries to offer student placements. The Library has also extended work experience to accommodate compulsory community services which has been a mutually rewarding experience, with five students being accommodated this year.

## Languages other than English (LOTE)

*"3.1.1 Celebrate and acknowledge the Town's cultural and social diversity"*

*"3.1.2 Provide and develop a range of community programs and community safety initiatives"*

Almost 1,000 items in various community languages are provided, for both adult and junior readers, and shelved in a dedicated area. There is also a small collection of about 100 bilingual items for pre-schoolers, which is in the junior area to maximise access.

## Young People's Services (YPS)

*"3.1.1 Celebrate and acknowledge the Town's cultural and social diversity"*

*"3.1.2 Provide and develop a range of community programs and community safety initiatives"*

Better Beginnings is an early intervention family literacy programme targeting children aged 0-3 years, and is jointly funded by the State Government, Rio Tinto Future Fund and Local Government. New parents are encouraged to read to their babies, which will build up vocabulary, support parent-child bonding and make reading a pleasurable experience for all.

The community child health nurses at the Leederville, Mount Hawthorn, North Perth and Highgate Child Health Centres continue to



^ A special dad's storytime was held in the Library.

enthusiastically support the programme. Each clinic includes a presentation on Better Beginnings by the librarian as part of the new parents' six-week information sessions. The promotion of Baby Rhyme Time at the presentation encourages parents to visit the Library, attend a session and enrol as members. The community child health nurses distributed 410 Better Beginnings Parent Toolkits to new parents.

Baby Rhyme Time is for children 0-18 months and sessions are held twice-weekly, prior to Storytime. Each session includes nursery rhymes, songs and action rhymes. The use of nursery rhymes and songs encourages awareness of rhythm and language. The parents enjoy meeting others from the area in the safe and welcoming environment of the Library. Baby Rhyme Time continues to be well attended with an average of fourteen babies and parents per session.

The Town funds a librarian who runs the Baby Rhyme Time and Better Beginnings programmes; this year the librarian ran ninety-two Baby Rhyme Time sessions which were attended by 1,264 parents and 1,314 children. The librarian also made twenty-nine visits to clinics to address 209 new mothers.

A new event has been added to the YPS calendar this year, when the Library was invited to play an active role in the Thanks Dad! PhotoVoice Competition by acting as a collection point for photo entries and holding a special Thanks Dad! Storytime. One evening in July 2007, thirty children and twenty dads were entertained by the antics of Ken Spillman and John Doust reading stories about dads. A Town of Vincent resident won third prize in the inaugural photo competition, after which photos were displayed in the junior area for a month.

Children's Book Week in August 2007, with the theme READiscover, was again a highlight in the Vincent Library calendar, celebrating the diversity and quality of Australian children's literature. It also serves as an opportunity to promote the role of the Library in encouraging young readers to seek out and enjoy a wide range of quality materials. The Library was fortunate to have local and national authors address

## DEVELOPMENT SERVICES



^ National Simultaneous Storytime was held in the Library with Mayor Nick Catania as guest reader.

children from local schools in this year's celebration: Justin D'Ath, Jan Ramage and Sara Riches (all new presenters at the Library). Relationships with schools in the Vincent area were further strengthened with a total of 419 students and teachers from schools within the area attending a successful week of Children's Book Week activities, the last in the old library building.

Mayor Nick Catania was the popular guest reader when National Simultaneous Storytime was celebrated in September 2007 with the reading of *The Magic Hat* by Mem Fox. The Library employees wore hats during the morning and the children's area was decorated with balloons and books by Mem Fox. Fifty-two children, including those from a local early childhood centre, and thirty adults enjoyed songs and the Mayor's engaging reading, stayed for morning tea and received a 'Town of Vincent magic hat' to take home. The children had a wonderful time, as evidenced by their enthusiastic singing and lots of giggles as the story unfolded – a very successful Library event promoting literacy to young children.

In December 2007 the Library again collaborated with the Community Development Section by displaying entries for the Spirit of Christmas Art Competition. Children and parents visited the Library to view creative and imaginative artwork.

The YPS Librarian co-ordinated free activities for children during school holiday periods and Harmony Week, with 312 children attending. Activities included visits by an Egyptologist, Spineless Wonders and their insect friends, storytellers and craft making. Library materials related to the activity were displayed for loan.

Parents and children alike have enjoyed the colourful children's area in the new Library. The 'pods' are often filled with parents and children reading library books. The twice-weekly pre-school Storytime sessions were attended by 3,627 children and parents, including 182 children



^ The foyer of the Library is now host to various displays.

and teachers/parents from local kindergartens and childcare centres. Outreach Storytimes were also conducted monthly at a Mount Hawthorn childcare centre involving an average of twenty-five children per visit. Storytime programmes introduce books, songs and reading to young children and their families. Reading aloud to children helps them to learn about their environment and the wider world. It expands their vocabulary, stimulates imagination and cultivates a life-long love of reading.

In May 2008 the Library hosted the Children's Book Council of Australia Judges' talk on short-listed titles for the 2008 Children's Book Awards. About forty people attended, which gave great exposure to the new Library building and the services provided.

Throughout the year the Library has continued its support of the Premier's Reading Challenge, Western Australian Premier's Book Awards, Books Alive, Western Australian Young Readers' Book Awards and Children's Book Council of Australia Book Awards by acquiring and displaying short-listed books, and encouraging readers to vote and enter competitions.



^ A dedicated junior area provides a stimulating environment for the young members of the Library.





^ Internet access is a feature of the new Library.

The collaboration between the YPS Librarian and Aranmore Catholic College was revisited in June, when the Finding My Career Programme was run to encourage students to continue at school and complete Year 12. The workshops were very successful with enthusiastic and energetic speakers engaging well with the students and thoughtful questions and discussions occurring between the students, teacher and presenters. Further connections were cemented with Aranmore Catholic Primary School in June 2008 when two groups of forty kindergarten students had a special storytime and tour of the Library, and were given show bags containing membership forms, brochures and flyers advertising programmes and services.

## Information Technology

### *"4.2.5 Enhance knowledge management"*

The new server was installed early in the year and greatly supported the Library's ability to offer the usual high standard of service. New and current employees attended Amlib training, further improving their skill



^ The Young Adult's area has a bright and cheerful feel to it.

levels and capability to use the library management software system. Amlib version 5.1 was loaded when the new server was installed and with the new enhancements has facilitated service delivery to members.

Whilst the Library was closed in order to relocate to the new building a stocktake of all library stock as per State Library of Western Australia (SLWA) requirements was undertaken using the Amlib library management system. The Library is working through reconciliation of all records to SLWA records.

With more and better designed floor space, an increase in the number of internet terminals from four to nine was made possible, and the use of an automated booking system to free staff from this task is being investigated.

## Tax Help

### *"3.1 Enhance community development and well-being"*

The Library continued to support this initiative, the provision of free assistance to people with simple tax returns, by providing a confidential workplace and managing bookings.



^ Comfy chairs are strategically located next to the windows to take advantage of the natural light.

## Health Services

### **Manager: Alison Giles**

Health Services' key function is to protect human and environmental health through the delivery of programmes targeted at ensuring compliance with statutory obligations (e.g. the *Health Act 1911*, *Environmental Protection Act 1986*, *Local Government Act 1995* and other Regulations, Codes and Standards). In addition to ensuring compliance with minimum 'Environmental Health' standards, Health Services are also involved in promoting the advancement of public and environmental health standards relevant to the Town's community.

### Programmes

*"1.1.4 Minimise negative impacts on the community and environment"*

#### **Food Safety, Training and Monitoring**

Routine, unannounced food premises assessments are regularly conducted by Environmental Health Officers to ensure that compliance is achieved with the relevant food hygiene and safety standards. A total of 218 licensed Eating Houses (including restaurants, cafés and takeaway premises) and eighty-two food premises (i.e. butchers, manufacturers and licensed premises) were monitored and educated in relation to food safety training to assist in the production of safe food.

The Department of Health (WA) issued forty-three food recalls, twenty-three of which required action to ensure the removal of the non-compliant, adulterated or incorrectly labelled food products. Food products are also routinely analysed for compliance with chemical and microbiological standards. A total of 171 food samples were analysed, with sixty-nine submitted to PathWest for microbiological analysis, and 102 submitted to Inman and Farrell Laboratory for chemical analysis as a part of the Local Health Authority Analytical Committee Programme. Non-legal sampling surveys co-ordinated by the Department of Health and the Northern Food Monitoring Group (the Town is an active member) included: delicatessen meats; fresh spring rolls; labelling and chemical analysis of imported and exotic foods.

#### **Special Events and Public Buildings**

Health Services undertook assessments of sixty-three permanent public buildings, including late night inspections, in accordance with the *Health (Public Buildings) Regulations 1992*. Health Services also played a significant role in approving and monitoring compliance with public building and food safety requirements at concerts and sporting fixtures at Members Equity Stadium. The following events were also assessed by Health Services with ninety-three special events permits issued for food stall holders: Active Vincent Day and Pets in the Park; Mount Hawthorn Community Fair; New Zealand Day Celebrations; RTR FM Cool Sounds; Hyde Park Rotary Fair; and the Town of Vincent Summer Concert Series.

### **Environmental Noise Control**

Health Services actioned 211 noise complaints, and received numerous noise-related enquiries which resulted in approximately 346 subsequent customer dealings via telephone, in-person and by email. The majority of noise complaints were related to mechanical noise (52), construction noise (33) and amplified music (113). Health Services issued three Noise Abatement Directions, four Infringement Notices and rectified numerous long-standing noise complaint issues including the relocation of noisy air-conditioners and abatement of noise emissions from licensed venues.

### **Environment**

Environment and climate change are increasingly topical issues. Health Services has actively participated in a range of air quality initiatives including the Department of Environment & Conservation (DEC) Community Based Participatory Research Programme relating to air quality associated with the Northbridge Tunnel. Three businesses were investigated and educated regarding stormwater discharge in accordance with the *Environmental Protection (Unauthorised Discharge) Regulations 2004*. Furthermore, Environmental Health Officers have been monitoring business practices during routine inspections to ensure that the *Environmental Protection (Unauthorised Discharge) Regulations 2004* are complied with. No Infringement Notices have been issued. In addition, four applications have been approved for greywater reuse systems.

### **Accommodation Control – Lodging Houses and Substandard Buildings**

Public accommodation (lodging houses, hotels) and residential dwellings within the Town must be maintained in a hygienic and safe condition, in accordance with the *Health Act 1911* and the Town of Vincent Health Local Law 2004 to protect public health. Routine inspections of the twenty-two licensed lodging houses focused on emergency evacuation, provision of fire safety equipment, general maintenance, hygiene and safety.

Health Services achieved a significant improvement in the state of substandard buildings through compliance action, in accordance with the *Health Act 1911* and *Local Government (Miscellaneous Provisions) Act 1960*. The number of known substandard properties was reduced to forty-one by 30 June 2008, as a result of the compliance action taken. This resulted in demolition or upgrades by property owners of the most problematic properties (i.e. squatters, fires, disrepair).



^ Water quality in public swimming pools and spas is monitored by Health Services.

### **Water Quality Control – Public Swimming Pools and Spas**

A total of 324 samples were obtained to regularly test for chemical and microbiological compliance in accordance with the newly introduced *Health (Aquatic Facilities) Regulations 2007*, with the majority of results achieving compliance.

### **Infectious and Notifiable Disease Control**

The Department of Health (WA) requested the Town's Health Services to acknowledge/investigate the following notifiable cases of infectious disease: six cases of Salmonellosis; two cases of Shigellosis; one case of Giardiasis; and twenty-nine cases of Campylobacteriosis. Immunisation was provided to ninety-four children who attended the Town's four child health clinics. The service was reviewed and ceased to operate from January 2008. A total of 102 Town employees were immunised against influenza in a bid to reduce the spread of the 'flu' through the working environment and reduce absentee levels.

### **Environmental Health Service Requests**

Health Services receive numerous service requests in relation to environmental health compliance from members of the community. A total of 192 Customer Action Requests and around 609 general requests relating to compliance issues with food premises, substandard buildings/accommodation, pest control, dumped rubbish etc were investigated, 229 rodent bait and information packages were issued, and 1,005 requests for orders and requisitions were processed in relation to property/premises settlements.

### **Health Promotion**

*"3.1.2 Provide and develop a range of community programmes and community safety initiatives"*

During the past year health promotion has been provided to employees, residents and business owners including:

- Promotion of Mental Health week, healthy lifestyle tips and *well@work* newsletter

- Regular distribution of the Food Safety Matters publication to food businesses
- Development of self-paced Online Food Safety Training Programme in conjunction with Challenger TAFE, and provision of on-site food safety and health education
- Participation in the Northbridge Tunnel Community Based Participatory Research Programme organised by the Department of Environment & Conservation
- Promotion of subsidised SmartBurn Blocks and DEC woodheater buy-back programme
- Articles in the Town's quarterly newsletter on: the role of an Environmental Health Officer; Household Chemicals; Indoor Air Quality (unflued gas heaters and mould); Asbestos; Pest Control; Wood Fires – burn right, burn bright; and Food Safety tips.

### **Vincent Accord**

Health Services convened the Vincent Liquor Accord in 2005. Vincent Accord meetings are attended by licensed premises, WA Police and the Town's officers and involve a collaborative approach by all members to address matters including the responsible service of alcohol, health factors relating to alcohol, transport, noise and anti-social behaviour. Vincent Accord achievements for 2007-2008 include:

- plans to implement a community awareness signage campaign with financial assistance from the Office of Crime Prevention
- development of a logo to provide recognition to licensed premises involved
- trial of an Extended Trading Permit Approval Assessment Policy for the Town
- adoption of a Party Bus Code of Conduct
- working towards a 'Statement of Purpose' that will provide guiding principles and set a clear direction for the Accord into the future.

### **Needle and Syringe Collection and Disposal Programme**

In an effort to reduce the opportunity for needle stick injuries and amenity concerns with regard to inappropriately discarded needles and syringes, there are thirty rigid sharps containers strategically located in public access areas throughout the Town. The Needle and Syringe Collection and Disposal Contract is scheduled for renewal in August 2008 and is an important public health initiative that has drastically reduced the number of needles and syringes inappropriately disposed of throughout the community.

## Strategic Plan Achievements

### Key Result Area One: Natural and Built Environment

Strategies and Action Plans	Timeframe	Achievements
<b>Objective 1.1: Improve and Maintain Environment and Infrastructure</b>		
<b>1.1.4 Minimise negative impacts on the community and environment</b>		
(c) Implement and promote further methods to reduce the impact of pollution including: <ul style="list-style-type: none"> <li>• Implement and review (where necessary) the Vincent Noise Management Plan (NMP).</li> <li>• Ongoing investigation of reported pollution, in conjunction with the Department of Environment and Conservation.</li> </ul>	2008-2009  2006-2011	<p>Ongoing implementation. Review of NMP by Health Services has commenced with consultant. A working group involving representatives from Health Services and Planning, Building &amp; Heritage Services has been convened. To be completed early 2008-2009. Serving of Infringement Notices, in accordance with the NMP, has successfully continued in cases of ongoing non-compliance.</p> <p>Ongoing investigation/response to incidents as required. Numerous warnings have been issued in relation to the <i>Environmental Protection (Unauthorised Discharge) Regulations 2004</i>. To date, no Infringement Notices have been issued, as the education process and warnings have been successful.</p>
(d) Improve aesthetics and amenity and encourage regeneration of degraded buildings, and vacant land through the combined effort of business, government and the community.	2006-2011	<p>A review of Policy 3.8.5 was undertaken in June 2008 to improve the effectiveness of substandard property administration and compliance. Health Services, the Co-ordinator Safer Vincent, the WA Police and the Nyoongar Patrol are in regular communication in relation to anti-social behaviour and damage to buildings caused by squatters. In addition to enforcing resecuring works at properties on an 'as required basis', Health Services have issued fourteen Notices since July 2007, in accordance with the <i>Local Government (Miscellaneous Provisions) Act 1960</i> and <i>Health Act 1911</i> requiring the renovation of properties to a more amenable standard. An additional four Condemnation Notices were issued in accordance with the <i>Health Act 1911</i> – these were issued in relation to dangerous buildings found to be in a condition beyond repair. This resulted in the demolition of each of the four buildings to the satisfaction of surrounding property owners. It is noted that ten of the eighteen Notices issued have resulted in property owners submitting redevelopment applications to undertake works well beyond the scope of the relevant Notices issued. This has proven to be highly successful in improving streetscapes within the Town. There is likely to be far less Notices issued over the coming twelve-month period due to the significant removal of known degraded buildings within the Town from the substandard/derelict building list.</p>
(g) Minimise the impact of environmental pollution by: <ul style="list-style-type: none"> <li>• Encouraging householders to reduce hazardous waste in the community</li> <li>• Undertaking Health Impact Assessments for developments that are likely to have a negative impact on the community, or are Contaminated Sites or at risk of Acid Sulphate Soils.</li> <li>• Identifying and encouraging remediation of contaminated sites in accordance with legislation and Department of Environment guidelines.</li> </ul>	2006-2011  2006-2011  2007-2011	<p>Ongoing education of residents through information provided to residents via Town of Vincent newsletter, internet etc. Health Services also participates in disposal of hazardous waste at Brockway Transfer Station in partnership with western suburb local governments.</p> <p>In progress and part completed – Contaminated sites documentation referred to the Council on 8/05/07. Draft Planning Policy advertised which closed on 25/06/07. Given further advice from the Department of Environment and Conservation, the CEO considered a Delegated Council Report and on 11/02/08 it was decided not to proceed with the Policy. Further action to be undertaken by Environmental Officer, Technical Services. HIA undertaken routinely by Health Services as part of the Development Application assessment process.</p> <p>In progress and part completed – Contaminated sites documentation referred to the Council on 8/05/07. Draft Planning Policy advertised which closed on 25/06/07. Given further advice from the Department of Environment and Conservation, the CEO considered a Delegated Council Report and on 11/02/08 it was decided not to proceed with the Policy. Further action to be undertaken by Environmental Officer, Technical Services.</p>

<ul style="list-style-type: none"> <li>Implementing the second stage of the Clean Air Programme (outdoor air quality) to the community.</li> </ul>	2007-2008 and ongoing	<p>Further work is being undertaken to assist the Department of Environment &amp; Conservation with a pilot Community Based Participatory Research Programme, with an information session held at Royal Park Hall on 24 February 2008. The CBPR programme aims to engage the local community adjacent to the Graham Farmer Freeway to identify the impacts of vehicle emissions on air quality.</p> <p>A Winter Air Quality Initiative has been introduced by Health Services, providing subsidised 'SmartBurn' blocks to residents with wood fires (significantly reduces any pollutants emitted), and has promoted the Department of Environment &amp; Conservation buy-back programme for unwanted wood heaters.</p> <p>Ongoing enforcement of nuisance provisions of the <i>Health Act 1911</i> – EHOs can take action where nuisance smoky chimneys are identified.</p>
--	-----------------------	--

### Key Result Area Three: Community Development

Strategies and Action Plans	Timeframe	Achievements
<b>Objective 3.1: Enhance Community Development and Well-being</b>		
(k) Actively participate in the Vincent Accord and Western Accord – a collaborative approach between State Government, Police Services, Local Govt and Liquor Licensed Premises in an attempt to reduce noise complaints, litter, anti-social behaviour and safety.	2006-2011	<p>On behalf of the Vincent Accord, the Town successfully applied for a \$5,000 grant from the Office of Crime Prevention to develop signage to be displayed in and around licensed premises to encourage more responsible patron behaviour. A number of logos have been developed for the Vincent Accord, with input from all representatives. The Vincent Accord meets regularly (2-3 monthly) and is chaired by the OIC Wembley, co-ordinated by Manager Health Services, with Ranger &amp; Community Safety Services (RCSS) – the RCSS representative is generally the Co-ordinator Safer Vincent, due to the community safety and security issues (well aligned with the Safer Vincent Crime Prevention Partnership). Minutes are provided by means of an Information Bulletin to keep Council up-to-date with actions implemented by the Accord. More recently a 'Party Bus Code of Conduct' was adopted, and a statement of purpose is being developed.</p>

## DEVELOPMENT SERVICES

## Planning, Building and Heritage Services

### **Manager: Des Abel**

The objective of Planning, Building and Heritage Services is to plan and create a multi-dimensional sustainable environment that respects and grows from its past and effectively embraces the community vision and needs of today and tomorrow.

### Planning and Heritage Services

*"1.1 Improve and maintain environment and infrastructure"*

#### **Development Activity**

A total of 558 Planning Applications were determined during the year comprising:

- 302 development applications
- 42 change of land use applications
- 4 new home occupations
- 1 renewal home occupations
- 25 applications for demolition only of existing buildings
- 184 applications for demolition of existing buildings and redevelopment.

#### **Development Reviews**

Where Council exercised discretionary power under the Town Planning Scheme, its decisions regarding planning applications and the serving of written directions were subject to a right of review by applicants to the State Administrative Tribunal.

Twenty review applications were lodged against decisions of Council of which eight were dismissed, one dismissed in part, five withdrawn, three allowed and three pending determination.

#### **Planning and Development Act Written Directions**

Written directions were served for unauthorised uses and works on twenty separate properties under the provisions of the *Planning and Development Act* and the Town Planning Scheme. Thirteen written directions were complied with and the remaining seven are pending resolution and/or legal proceedings.

### Building Services

*"1.1 Improve and maintain environment and infrastructure"*

#### **Building Activity**

A total of 563 Building Applications were determined during the year comprising:

- 397 Building Licences
- 80 Demolition Licences
- 18 Sign Licences
- 50 Swimming Pool Licences
- 18 Strata Certificates

Total value of approved constructions was \$149,120,980.

#### **Building Reviews**

This year no review applications were lodged against a Building Licence condition.

#### **Local Government Act Notices**

Three notices were served for dangerous structures under the provisions of the *Local Government (Miscellaneous Provisions) Act (1960)*. Two notices were complied with and one is pending resolution.

Two notices were served for variation from the approved plans of the Building Licence. One notice was complied with and one was the subject of a review application to the State Administrative Tribunal where the Tribunal revoked the notice.



▲ Mark Gidvani, Gene Banducci and Neila Rowley with their Building Design & Conservation Awards.

## Strategic Plan Achievements

Planning, Building and Heritage Services are responsible for a rich depth and diversity of strategies and initiative as detailed in the Town's Strategic Plan.

### Key Result Area One: Natural and Built Environment

Strategies and Action Plans	Timeframe	Achievements
<b>Objective 1.1: Improve and Maintain Environment and Infrastructure</b>		
<b>1.1.1 Capitalise on the Town's strategic location, its centres and commercial areas</b>		
(a) Implement and promote a strategy for each of the Town Centres	A strategy for each year until June 2011	Strategies are being addressed as part of the Town Planning Scheme Review.
<b>1.1.2 Develop and implement a Town Planning Scheme and associated policies, guidelines and initiatives that deliver the community vision</b>		
(a) Review the Town of Vincent Town Planning Scheme No. 1 within an agreed timeframe; and deliver a new Town Planning Scheme in accordance with the outcomes of Vincent Vision 2024.	2007-2011	Draft Local Planning Strategy is programmed for adoption by Council in October 2008. New Town Planning Scheme No. 2 is programmed for gazettal by early 2010.
(b) Implement and promote planning policies and guidelines to enhance sustainability, amenity, universal access, neighbourhood interaction and crime prevention.	2007-2011	Planning and Heritage Policies and Guidelines are being addressed as part of the Town Planning Scheme Review. In the interim, numerous new Policies and Guidelines have been adopted, while others have been reviewed and amended.
(c) Implement Vincent Vision 2024 objectives.	2006-2011	Planning vision outcomes are being addressed as part of the Town Planning Scheme Review.
(d) Prepare a policy to encourage a proportion of affordable housing, in partnership with the State Government, including a timeframe to implement recommendations.	June 2008	Draft Affordable Housing Strategy has been prepared and is programmed to be referred to Council for further consideration in October 2008. This Strategy is believed to be the first of its kind for a WA local government.



^ 'Federation Rooftops' by Danielle Williams.



^ The foundation stone for the heritage-listed 'Buffaloes Lodge' along Oxford Street was returned to the new owner (Maurice McCann holding the stone) by Ross Callaway who recovered the stone in 1978.

## DEVELOPMENT SERVICES

**1.1.3 Enhance and maintain the character and heritage of the Town**

(a) Adopt the Conservation Plan for Beatty Park Leisure Centre and Beatty Park Plan and complete so that redevelopment plans can be guided by the Conservation Plan.	June 2007	Conservation Plan for Beatty Park Leisure Centre completed and adopted in principle by Council on 08/04/08.  The need for a Conservation Plan for Beatty Park is to be reviewed in the future, given the above Conservation Plan and Heritage Management Policies.
(b) Implement and promote the Municipal Heritage Inventory and the Heritage Management Policies.	December 2006	Completed – New Municipal Heritage Inventory adopted by Council on 03/04/07.
(c) Implement and promote a Heritage Strategic Plan.	June 2007	Completed – Heritage Strategic Plan adopted by Council on 11/09/07.

**1.1.4 Minimise negative impacts on the community and environment**

(d) Improve aesthetics and amenity and encourage regeneration of degraded buildings, and vacant land through the combined effort of business, government and the community.	2006-2011	Planning, Building & Heritage Services in close liaison with Health Services successfully addressed such matters through Council Policy and Building and Health Notices.
(g) Minimise the impact of environmental pollution by: <ul style="list-style-type: none"> <li>• Undertaking Health Impact Assessments for developments that are likely to have a negative impact on the community, or are Contaminated Sites or at risk of Acid Sulphate Soils.</li> </ul>	2006-2011	Register of Suspected Contaminated Sites owned or occupied by the Town adopted by Council on 08/05/07 and forwarded to the Department of Environment & Conservation.  Health Impact Assessments are undertaken routinely by Health Services as part of the Development Application assessment process.
(g) Minimise the impact of environmental pollution by: <ul style="list-style-type: none"> <li>• Identifying and encouraging remediation of contaminated sites in accordance with legislation and Department of Environment guidelines</li> </ul>	2007-2011	Register of Suspected Contaminated Sites owned or occupied by the Town adopted by Council on 08/05/07 and forwarded to the Department of Environment & Conservation.
(k) Prepare, implement and promote the Sustainable Environment Plan 2006-2011.	December 2006	Completed – Sustainable Environment Plan 2007-2012 adopted at by Council on 12/06/07. Annual Implementation Plan being actioned by Environmental Officer, Technical Services.



^ An artist's impression of the Oxford Markets.



^ An artist's impression of the future Leederville.



## Key Result Area Two: Economic Development

Strategies and Action Plans	Timeframe	Achievements
<b>Objective 2.1: Progress Economic Development with Adequate Financial Resources</b>		
<b>2.1.4 Identify the needs and expectations of the business community and facilitate outcomes in the Town</b>		
(b) Review and update the Town's Car Parking Strategy (January 2002) including a timeframe to implement recommendations.	June 2008	Draft Car Parking Strategy Review Report has been prepared and is programmed to be referred to Council for further consideration in October 2008.

## Key Result Area Four: Leadership, Governance and Management

Strategies and Action Plans	Timeframe	Achievements
<b>Objective 4.1: Provide Good Strategic Decision-Making, Governance, Leadership and Professional Management</b>		
<b>4.1.2 Manage the organisation in a responsible, efficient and accountable manner</b>		
(k) Implement and promote the Sustainability Management System (SMS).	June 2008	In order to effectively address sustainability in the Town, the Council on 24/06/08 endorsed the development of a Sustainability Strategy, an internal Sustainability Working Group, an annual Sustainability Report, and Sustainability Assessment (including a Sustainability Appraisal procedure and Sustainable Design Guidelines).



^ An artist's impression of Oxford Piazza.

# Technical Services

Director: Rick Lotznicker

## Engineering Operations

Manager: Con Economo

This Section is responsible for the construction and maintenance of the Town's infrastructure including roads, footpaths, drainage, rights of way (ROWs) car parks and streetscapes. The Section is also responsible for the collection of refuse from residential and commercial properties throughout the Town, and street and precinct cleaning.

### OPERATIONS DURING 2007-2008

*"1.1.1 Enhance and maintain the Town's infrastructure to provide a safe, healthy, sustainable and functional environment"*

During this period in excess of \$1.5 million was expended in maintaining the Town's infrastructure to a safe and acceptable level of service. The maintenance, cleaning and replacement of items within the road reserve and car parks is ongoing due to a number of factors including vandalism, wear and tear, motor vehicle crashes, service authority works etc.

In addition, the installation of crossovers and installation of new and replacement street/parking signage and road line marking was undertaken.

### CAPITAL WORKS IMPLEMENTED DURING 2007-2008

*"1.1.1 Enhance and maintain the Town's infrastructure to provide a safe, healthy, sustainable and functional environment"*

#### Footpath Slab Replacement

During this period \$450,000 was allocated for year ten of the Footpath Slab Replacement Programme. The programme resulted in just under six kilometres of paths, comprising thirty-three individual projects, being replaced with either cast in-situ concrete or brick paving throughout the Town.

#### Road Resurfacing and Rehabilitation

During this period almost \$1 million was allocated for road resurfacing and rehabilitation of the Town's local roads and distributor roads as part of the ongoing Road Upgrading Programme. Four higher order roads were upgraded as part of the Metropolitan Regional Road Programme (administered by Main Roads WA) where the Town contributed one-third of the cost with the State Government contributing the remaining two-thirds and four local roads where improved.

In addition, three distributor roads which were budgeted for in 2006-2007 were upgraded during this period at a total cost of approximately \$350,000.

#### Australian Government's Auslink Roads to Recovery Programme

During this period approximately \$150,000 of Roads to Recovery funding was used to upgrade an additional six roads.

#### Rights of Way (ROWs)

In accordance with Council's adopted programme, a further eleven ROWs were upgraded to a paved and drained standard at a total cost of approximately \$300,000. As with previous years, the Town upgraded a number of ROWs for private developers and carried out maintenance works as required on a number of other unsealed ROWs.

#### Capital Works

A large number of significant projects including Traffic Management, Main Roads-funded Black Spot and Streetscape Improvements were also constructed by the Town's day labour force during the 2007-2008 financial year including William Street and Mount Hawthorn Precinct Upgrade (commenced in 2007-2008).

#### Recoverable Works

The Town's workforce also undertook over \$200,000 of recoverable works for private developers, public utility authorities and ratepayers. This included the upgrade and repair of ROWs, footpaths, verges and roads.

#### Waste Management

*"1.1.4 Minimise negative impacts on the community and environment"*

#### Refuse Collection

In excess of \$1.3 million was expended on residential and commercial refuse, recycling and bulk verge collections this financial year.



A weekly residential refuse collection service was provided to the Town's residents and, where appropriate, refuse from units and flats was collected two or even three times per week to minimise the number of mobile garbage bins (MGBs) required.

The Town's Waste Management Service collected and disposed of approximately 13,000 tonnes of refuse comprising domestic waste, park rubbish and tidy bins, and miscellaneous waste.

## Recycling Collection

A fortnightly kerbside recycling collection service, incorporating 50L crates for residential properties and 240L MGBs for units and commercial properties, was provided during this period. Recyclable items included:

- glass jars and bottles (lids removed)
- aluminium cans and clean foil and trays
- steel cans
- milk and juice cartons (clean)
- paper products (newspaper and cardboard)
- plastics (lids removed).

The Town's recycling service collected in excess of 2,000 tonnes during this period.

From November 2007 the Town's engineering day labour workforce carried out the collection of kerbside residential recycling using one of the Town-owned rear loading compactor rubbish collection vehicles. All the recyclables collected were taken to a material recycling facility located in Bibra Lake for sorting and distribution. A contractor continued to undertake the commercial and multi-unit residential collection service.

At the Ordinary Meeting held on 6 November 2007 the Council authorised the Chief Executive Officer to further investigate the cost implications of introducing an improved kerbside collection service using 240L recycling MGBs and at the Ordinary Meeting held on 22 April 2008 the Council accepted a tender submitted by Perth Waste for the provision of the recycling collection service for a five-year period (with an additional five-year option).

The new 240L recycling MGBs will be rolled out in July 2008 and the new, improved recycling service will commence in September 2008.

## Bulk Verge Collections

The Town carried out two green bulk verge collections and one general junk bulk verge collection during this financial year: over 630 tonnes of green waste was collected and mulched for landscaping use; and over 680 tonnes of general junk disposed to landfill.

## Worm Farms and Compost Bins

The development of a Waste Minimisation Plan for the Town is currently being prepared by the Mindarie Regional Council and the Town's officers.

Current initiatives, which form part of the Waste Minimisation Plan, include the promotion of home composting such as worm farms and backyard composting bins where the Town subsidises the cost of worm farms and compost bins provided to residents. In addition, a number of Worm Farm Workshops for residents were held and more are planned for 2008-2009.

## Mindarie Regional Council

The Town, together with six other metropolitan local governments, comprise the Mindarie Regional Council (MRC). The MRC is committed to reducing the amount of waste to landfill and is currently building a Resource Recovery Facility (RRF) in Neerabup, east Wanneroo, to reduce the size of any future landfill at the existing landfill site located at Tamala Park. The MRC plans to introduce the RRF in stages commencing in 2009-2010.

## Engineering Design Services

### **Manager: Craig Wilson**

The Engineering Design Services team, under the guidance of the Director of Technical Services, is responsible for the development and implementation of the Town's infrastructure upgrade programmes including roads, footpaths, drainage, rights of way, underground power, street lighting, signage and street furniture. The Section also provides design and survey services for the Town's Engineering Operations and Parks Services Sections.





^ 'Riding My Bike' by Sylvia Niderla.

## CAPITAL WORKS DESIGNED AND IMPLEMENTED DURING 2007-2008

*"1.1.6 Enhance and maintain the Town's infrastructure to provide a safe, healthy, sustainable and functional environment"*

### Cycling and Universal Access Improvements

In 2007-2008 the Town spent \$23,000 on cycling and universal access improvement projects. The majority of the works consisted of the installation of new pedestrian ramps and tactile ground indicators (TGIs) in keeping with the Town's Disability Access and Inclusion Plan, the Disability Services Commission and the Commonwealth's Disability Standards for Access Public Transport Policy (2002) requiring that twenty-five per cent of all bus stops be fitted with TGIs by December 2007.

### Road Rehabilitation (State/Local Government Funded Road Works)

As part of the State 2007-2008 Metropolitan Regional Roads Programme (MRRP), the Town received funding to upgrade four district distributor roads. The value of these projects was in the order of \$652,000, of which the Town's contribution was \$218,000:

- Bulwer Street, Perth (William Street to Beaufort Street)
- Newcastle Street, West Perth (Loftus Street to Charles Street)
- London Street, North Perth/Mount Hawthorn (Gill Street to Scarborough Beach Road)
- William Street, Perth, as part of the William Street Upgrade project (Brisbane Street to Newcastle Street)

The works, in the main, comprised new kerbing, drainage improvements, profiling of the existing road surface, applying a new asphalt overlay and line-marking.

### Drainage

In addition to the drainage improvement works undertaken as part of the Road Rehabilitation and Road Resurfacing Programmes, the Town also completed a number of other drainage projects. These ranged from minor improvements addressing localised problems to significantly larger projects designed to reduce the likelihood of property damage resulting from flooding.

### Car Parking

Approximately \$280,000 was spent on the construction of new and upgraded parking facilities within the Town, including:

- Lawler Street, North Perth – constructed on-road angled parking adjacent to the Kyilla Primary School incorporating new line-marking, signage, traffic calming and road re-surfacing.
- Lawley Street, West Perth – installed on-road angled parking adjacent to Dorrien Gardens Reserve including a shared path forming part of the Wetlands Heritage Trail with significant landscaping and tree planting as well as road re-surfacing.
- Various existing recreation reserves car parks were upgraded, amongst them:
  - Britannia Reserve Car Park
  - Leederville Tennis Club Car Park
  - Banks Reserve Car Park
- Loftus Centre Car Park reconfiguration and upgrade – a temporary layout was installed in mid-2007 to accommodate the Loftus Centre Redevelopment Project with the final configuration due for completion by August 2008. The works will include enhanced lighting, extensive tree planting, resurfacing and new signage and line-marking.

### Recreation Reserves Development

#### **Leederville Oval Public Open Space**

With the commencement of the Loftus Centre Redevelopment Project in early 2007, Engineering Design Services has been actively involved in the design and implementation of the Leederville Oval Public Open Space – Stage 2. The works, which are scheduled to be completed in the latter part of 2008, include limestone tiered seating, extensive landscaping, reticulation and lighting, a new gatehouse and an electronic scoreboard. The end result will be a greatly enhanced facility open to the public, except when Western Australian Football League (WAFL) matches are scheduled, which will link the Loftus Centre to the Oxford Street café strip via a shared path network rather than via the road.

## STREETSCAPE IMPROVEMENTS & COMMERCIAL PRECINCT UPGRADES

*“1.1.6 Enhance and maintain the Town’s infrastructure to provide a safe, healthy, sustainable and functional environment”*

These projects vary from planting trees in the narrow roads of the inner city areas to extensive streetscape upgrades of the various Town Centres and Commercial Precincts. Design elements include varying combinations of new paving, street furniture, pedestrian crossing facilities, landscaping, public art, banner poles, bicycle parking facilities, bus shelters, traffic calming and upgraded street lighting. Further, in order to maximise the benefits to the community, many of these projects are specifically linked to the road resurfacing, traffic management and footpath upgrade programmes. Amongst the major projects were:

### William Street Upgrade Project

The William Street Upgrade Project, Brisbane Street to Newcastle Street, commenced in January 2007 with the undergrounding of the power supply and installation of new streetlights. At the completion of Western Power’s works in August 2007, the Town began the civil works including drainage improvements, new paving, road resurfacing, kerbing, reticulation, extensive tree planting and new street furniture, culminating with the installation of public art in September 2008.

### Mount Hawthorn Centre Precinct Upgrade Project

The Mount Hawthorn Centre Precinct Upgrade Project, which was similar in scope to that of the William Street Upgrade Project, commenced in September 2007 with the installation of new and enhanced street lighting. The Town’s works incorporated street furniture, banner poles, extensive tree planting and landscaping, all fully reticulated, road resurfacing and traffic calming.

## TRAFFIC MANAGEMENT AND SAFETY

*“1.1.6 Enhance and maintain the Town’s infrastructure to provide a safe, healthy, sustainable and functional environment”*

Various traffic management and pedestrian improvement projects were completed during the course of the year, ranging from small localised enhancement schemes to more significant projects. The value of these works was in the order of \$160,000 with the largest of these projects being:

- The construction of a roundabout at the intersection of Oxford and Bourke Streets, Leederville. This is the third in series of four roundabouts planned for Oxford Street, with the last, dependent upon State Black Spot Funding, being at the intersection of Oxford Street and Scarborough Beach Road.

## OTHER PROGRAMMES

*“1.1.6 Enhance and maintain the Town’s infrastructure to provide a safe, healthy, sustainable and functional environment”*

### Bus Shelter Grants Scheme

Over the past six years the Town has participated in the Public Transport Authority’s grants scheme to co-fund the installation of new bus shelters. A further three shelters were installed in 2007-2008, bringing the total number installed under the programme to twenty-three, with a further four to follow in each subsequent year for the life of the programme. Shelters were installed in Scarborough Beach Road (Mount Hawthorn), Oxford Street (Leederville) and William Street (Highgate) with all being fully compliant with disability access requirements. A fourth shelter, which was to be installed in 2007-2008, and since deferred until 2008-2009, is intended to be an innovative ‘living’ shelter that will incorporate a canopy of vigorous climbing plants to provide natural cover.

### State Underground Power Programme

The State Underground Power Programme (SUPP) ‘Highgate East Project’, which involves undergrounding the power to some 800 plus properties in the Highgate, Mount Lawley and East Perth areas commenced in late 2006. While the project should have been completed by the end of 2007, the final aerial power-line will have been removed by July 2008. The project cost in the order of \$7.2 million and has greatly enhanced the areas in which the works were carried out.



^ ‘Scaffold Tunnel’ by Jasper Burgess.

## Other Tasks

### **Development Assessments**

The Town received in excess of 600 Building Applications, which were assessed by the Engineering Design Section for compliance with Australian Standards, the Town's Policies, Local Laws and specifications. All Development Applications were entered into the Development Assessment Team (DAT) process and are assessed by a number of the Town's Sections. Technical Services assessed the following aspects of a development proposal:

- Easements for services, both public and those of the Town
- MRS road widening requirements
- Right of Way (ROW) widening and truncation requirements (proof of legal access) upgrade requirements
- Development encroachments into road reserves
- On-site storm water management and general drainage proposals
- Finished floor levels and flooding risk
- Protection or relocation of infrastructure within the road verge (lighting, power, drainage etc)
- Retention of street trees and retention of on-site trees which are listed in the Town's Significant Tree Registry
- Bin compounds: number, storage, access etc and waste management pick-up
- Footpath/infrastructure upgrades for larger developments
- On-site parking – assessment against AS 2890.1 for manoeuvring and functionality, garages and hard stand
- Cross-over locations – compliance with Standards
- Intersection truncations
- Visual truncations at vehicle access points

- Clearances, ramp grades, manoeuvring and general compliance with AS2890.1 for basement and under-cover parking
- Bicycle parking
- Traffic impact reports
- Road design-safety and capacities
- Bonds – footpath and verge, ROW, verge tree
- Landscaping
- Construction management plans.

### **Vehicle Classifiers**

An ongoing assessment of the traffic on the Town's extensive road network was undertaken by Engineering Design Services' officers. The data collected included vehicle speeds, vehicle volumes and vehicle composition.

This data was assessed and compared with historical traffic data to determine whether there had been any significant changes to one or more particular streets.

### **Parking Signs/ Restricted Parking Implementation**

Parking signage and associated line-marking was assessed and arranged by the Section. In addition, a number of requests for restricted on-road parking were assessed and implemented during this financial year.



^ 'Crossroad Swings' by Jerome Cant.

## Parks Services

**Manager: Jeremy van den Bok**

Parks Services' primary role is the maintenance and redevelopment of sportsgrounds, parks, road reserves and streetscape plantings.

Following some minor internal restructuring, the Parks Services Section is now also responsible for Property Maintenance and Halls and Reserves Bookings. There has been some considerable benefit with this change, particularly with the synergies between reserve usage and grounds maintenance requirements.

The Section is also responsible for co-ordinating the Town's Graffiti Removal Service.

### Park Redevelopment

*"1.1.5 Enhance and maintain parks and community facilities"*

With the changes to the local government boundaries coming into effect on 1 July 2007 the Town has gained an additional 2.5 hectares of public open space. Weld Square, Gladstone Street Reserve and Sutherland Street Reserve were all established parks within the former City of Perth and Norwood Park has just been established on an area of land owned by the Department of Housing and Works.

Further redevelopment works have been occurring at Axford Park in Mount Hawthorn over the past twelve months. The old toilet block has been removed and the Town's first automatic public toilet has been installed. Whilst the redevelopment proposal included the relocation and extension of the existing war memorial, meetings with the Mount Hawthorn branch of the RSL and staff may possibly see the original proposal reviewed.

### Conservation/Restoration Projects

*"1.1.4 Minimise negative impacts on the community and environment"*

The Hyde Park Lakes Restoration Working Group (HPLRWG) has been working with consultants, Syrix Environmental, over the past six months to complete a Masterplan for the Restoration of Hyde Park Lakes.

The Masterplan is nearing completion and will be presented to a Council Forum in August 2008. Public consultation will then be undertaken prior to the Council approving the preferred restoration option. It is anticipated that on-ground works will commence in 2009-2010.

The Town's local plant sales continue to attract significant interest from the community and many calls are received from residents requesting information on the various native garden displays around the Town's Administration & Civic Centre.

## CAPITAL WORKS UNDERTAKEN DURING 2007-2008

*"1.1.6 Enhance and maintain the Town's infrastructure to provide a safe, healthy, sustainable and functional environment"*

Park/Reserve	Item
Birdwood Square	Installation of floodlights
Hyde Park	Bore replacement
Braithwaite Park	Bore replacement
Britannia Road Reserve	Recreational Lighting/Dog Study
Various	Parks furniture upgrade
Various	Parks exercise equipment
Various	Upgrade of sporting infrastructure

### Property/Building Maintenance

Various specified maintenance projects were undertaken throughout the year, including roof restorations, floor resealing, general painting and replacement of plumbing infrastructure associated with the Town's seventy-three properties.

Over the forthcoming year a review of the Town's Universally Accessible Facilities Programme will be undertaken and further water conservation initiatives implemented including the installation of waterless urinals.

## OPERATIONS – MAINTENANCE

*"1.1.5 Enhance and maintain parks and community facilities"*

### Street Trees

Over 10,500 street trees are now located within the Town and the management of all Street trees including pruning, watering and planting, is the responsibility of Parks Services.

A total of forty street trees were removed during the past year. The removals were required as the trees were either dead, in poor health and condition, or causing damage to private property. A total of 193 trees were planted in streets throughout the Town during 2007-2008.

An Annual Pruning Programme commences in July of each year, which involves clearing of all Western Power cables, under pruning and clearing of the household service wires.

### Weed Pest Control/Fertiliser Applications

The annual weed control of footpaths/kerbs/medians was completed again in October 2007 and June 2008. Properties can be exempted from spraying of the above areas by filling in an exemption form which is advertised in the local papers one month prior to the works being undertaken.

## TECHNICAL SERVICES

Spraying of parks and reserves is limited and only undertaken where absolutely necessary. Generally, only one application of 'Spearhead', a selective herbicide, is applied in July/August to control jo-jo or onehunga.

The Town fertilises all active sports reserves three times per year, generally a phosphorous-free fertiliser is applied. Turf areas around water bodies near Hyde Park, Smith's Lake and Banks Reserve are not fertilised in order to minimise run-off into the drainage and groundwater systems.

## Playgrounds

The Town's playgrounds are inspected and maintained regularly in accordance with the relevant Australian Standards.

The adopted Annual Playground Upgrade Programme works are being implemented accordingly and information pertaining to the programme can be obtained from the Parks Services Section.

## Graffiti Control

The Council has a policy of, where practicable, removing all reported graffiti tags on public and private property within forty-eight hours.

A state-of-the-art graffiti data recording system has now been implemented and the data below represents the statistics for the period 1 July 2007 to 30 June 2008.

Suburb	Reports
Coolbinia	2
East Perth	11
Highgate	91
Leederville	327
Mount Hawthorn	211
Mount Lawley	186
North Perth	447
Perth	468
West Perth	98
Glendalough	41

Of the above reports, 1,438 were on private property, 431 were on Council property and the remainder being on other service authority's infrastructure. A total of 7403m<sup>2</sup> of graffiti was removed.

## Vandalism

The Town experiences acts of vandalism from time to time and costs associated with repairs and reinstatement of recreational areas/buildings and car parks for the 2007-2008 financial year are as follows:

Location	2003-04	2004-05	2005-06	2006-07	2007-08
Sportsgrounds	\$19,569	\$27,337	\$8,604	\$18,501	\$10,245
Parks	\$29,377	\$43,351	\$23,860	\$27,764	\$32,792
Road Reserves	\$4,089	\$2,370	\$2,048	\$3,450	Nil
Car Parks	\$1,714	\$1,606	\$1,369	\$2,294	\$1,085
Council Buildings	\$30,039	\$36,426	\$40,480	\$37,262	\$49,462

As indicated above, acts of vandalism cost the Town a considerable amount of time and money and residents are encouraged to report anyone seen defacing or damaging Council property to the Town of Vincent during normal working hours. On weekends or after normal working hours the after-hours paging service telephone number is 9273 6061.



## Halls and Reserves Bookings

The total revenue generated for the year by Halls Bookings was \$132,254 – a significant increase from the 2006-2007 financial year.

The total revenue generated for hiring of Reserves was \$33,671.

## Garden Competition

The Town's Annual Garden Competition was conducted again in October 2007.

	1995	1996	1997	1998	1999	2000	2001	2002	2003	2004	2005	2006	2007
No. of entries	45	34	70	94	84	115	71	84	87	84	117	117	111



^ The Annual Garden Competition is always popular.



^ The Garden Competition showcases the incredible variety of gardens in the Town.

# Performance and Workload Indicators

The *Local Government Act* requires local governments to produce a Plan for the Future. The indicators have been prepared under the following activities:

- Governance
- Asset Acquisition and Replacement
- Beatty Park Leisure Centre
- Vincent Library Services
- Law and Order Services
- Car Parks and Parking Control
- Town Planning and Development Control
- Building Management and Control
- Health Services
- Parks and Sports Grounds
- Road Reserve Infrastructure
- Waste Management
- Community Development.

The Town performed to a high standard in most activity areas, generally meeting established performance measures. Details on the performance of specific activities are included in the various Section reports contained within this Annual Report.

Operating expenditures were subject to some variations, operating incomes were on budget.



^ His Excellency Mr Viktor Gaber, Ambassador of the Republic of Macedonia to Australia; Nick Catania, Mayor of the Town of Vincent; Marjan Risteski, Mayor of the City of Prilep and Zoran Coseski, Honorary Macedonian Consul, at the signing of the Charter of Mutual Friendship between the Town of Vincent and the City of Prilep.

## GOVERNANCE

### ACTIVITY

To provide efficient and effective administrative and operational services to the Council Members to enable them to perform their duties and meet the requirements of the community and the Council.

### OBJECTIVE

To provide timely, professional advice and services to Council Members to facilitate strategic planning and responsible decision-making.

KEY PERFORMANCE INDICATORS	05/06	06/07	07/08
<b>Workload Indicators</b>			
Average number of residents per Council Member	2,866	2,866	2,989
Size of Local Government	10.4 sq km	10.4 sq km	11.3 sq km
Average population per square kilometre	2,480	2,480	2,689
<b>Efficiency Indicators</b>			
Governance expenses as a percentage of operating expenditure	5.22	5.10	5.82
Average governance expenses per Council Member	\$153,321	\$157,964	\$209,376
Average amount of Council expenses per Council Member	\$83,508	\$83,932	\$110,297
<b>Effectiveness Indicators</b>			
Elector rating of overall Council Member performance	N/A	N/A	N/A
Voter participation at Elections	N/A	N/A	36.41
Number of Elector initiated Elector Meetings	Nil	Nil	Nil
Number of complaints received	Nil	1	Nil

### Statistical Information

GOVERNANCE	05/06	06/07	07/08
Governance as a percentage of operating expenditure	5.22	5.10	5.82
Average governance expenditure per Council Member – total governance	\$153,321	\$157,964	\$209,376
Members of Council only	\$83,508	\$83,832	\$110,297

### Decisions of Council – Statistical Information

Item	05/06	%	06/07	%	07/08	%
Items Considered	900	-	541	-	596	-
Recommendations Adopted	542	60.22	357	65.98	448	75.16
Recommendations Amended	223	24.77	149	27.54	105	17.61
Recommendations Not Adopted	38	4.2	9	1.66	6	1.00
Items carried En Bloc	296	32.88	215	39.74	205	34.39
Items Deferred	91	10.11	26	4.80	35	5.87
Items 'Laid on Table'	6	0.6	0	0	2	0
Notices of Motion	17	-	14	-	11	-
Average Public Attendance	26	-	16	-	18	-
Average Public Questions/Speakers	12	-	7	-	8	-
Average Meeting Time	3 hours & 3 minutes		2 hours & 39 minutes		2 hours & 31 minutes	

## PERFORMANCE AND WORKLOAD INDICATORS

Electoral Initiated Meetings	05/06	06/07	07/08
Number of Meetings	0	0	0

Complaints to the Ombudsman	05/06	06/07	07/08
Number of Complaints	2	0	1

Freedom of Information Requests	05/06	06/07	07/08
Number of Requests	15	4	4

## ASSET ACQUISITION AND REPLACEMENT


**ACTIVITY**

To provide for the acquisition and replacement of Council vehicles, plant and equipment assets. The major plant and waste plant are acquired and replaced in line with the five-year Plant Replacement Programme. The light vehicles are replaced in accordance with the Fleet Management Contract. The acquisition and replacement of computer hardware is in line with the Information Technology Strategic Plan.

**OBJECTIVE**

To provide a programme for the planned acquisition and replacement of Council-owned assets and to ensure the necessary reserves are in place to enable this to be funded in the future.

KEY PERFORMANCE INDICATORS	05/06	06/07	07/08
<b>Effectiveness Indicators</b>			
Percentage of Capital Expenditure financed by external funding	12	63	15.5
Percentage of Assets programmed for replacement actually replaced	77	75	77
Ratio of Capital Expenditure to total depreciation	114	54	54



^ Mayor Nick Catania received a plaque from Dato Haji Abdul Karim Bin Osman, Chair of Gerik District Council, when the delegation from Malaysia visited the Town.

## BEATTY PARK LEISURE CENTRE

### ACTIVITY

To maintain a high quality leisure facility for the benefit of all ratepayers, residents and other members of the public.

### OBJECTIVE

To provide the community with a self-funding facility that has access to both aquatic and other leisure activities in a clean, well-supervised, state-of-the-art facility.

### STRATEGIC PLAN LINK

#### Key Result Area Two: Community and Information Services

*"2.5 Consolidate Beatty Park Leisure Centre as a premier leisure centre"*

KEY PERFORMANCE INDICATORS	05/06	06/07	07/08
<b>Workload Indicators</b>			
Number of full-time equivalent employees in the Leisure Centre	49	51	51
Number of recreation and leisure centre users per week	15,162	15,236	14,980
Number of swimming pool users per week	8,976	8,655	8,024
Number of aquatic playground users per week	N/A	N/A	N/A
Number of activity users per week (swim school, circuit, aerobics, aquarobics, yoga, personal training, massage)	1,437	1,546	1,627
<b>Efficiency Indicators</b>			
Net cost of operating Leisure Centre per user	\$0.06	-\$0.01	\$0.33
Net cost per full-time equivalent employee	\$998	\$262.90	\$5,148
Operating cost per hour open to the public	\$9.57	-\$2.62	\$51.38
<b>Effectiveness Indicators</b>			
Leisure Centre total operating hours per week	98.25	98.25	98.25
Leisure Centre's written complaints per 1000 capita	<0.1%	<1.0%	<1.0%

## PERFORMANCE AND WORKLOAD INDICATORS

**STATISTICAL INFORMATION**

ATTENDANCE FIGURES	05/06	06/07	07/08
<b>Category</b>			
Adult Swim *	146,040	151,667	141,750
Child Swim *	56,142	64,370	53,228
Student Swim *	16,603	11,128	15,574
Pensioner/Senior Swim *	30,618	28,522	26,349
Sauna/Spa/Steam Room/Swim *	11,503	12,887	11,421
Pensioner Sauna/Spa/Steam Room/Swim *	11,499	5,594	3,149
Trainer Swim *	17,925	12,675	11,808
Family Swim (2 adults and 2 children)	17,708	13,376	14,228
Baby Toddler – free	53,500	56,775	54,780
Spectator	82,146	81,957	89,358
In-term Swim and VacSwim	76,045	66,916	60,094
Carnival	27,123	26,200	24,900
Special Events	3,371	764	575
Birthday Party participants	2,071	2,132	1,543
Swim School – parent baby	7,383	9,240	12,152
Swim School – pre-school	16,888	16,131	17,015
Swim School – school age	28,643	27,242	28,314
Swim School – adult	1,359	1,399	1,995
Swim School – one-to-one	688	817	1,400
Swim School – school holiday	2,441	1,533	2,695
Swim School – RLSS In-term	2,570	2,693	2,631
Member Entry	146,562	155,756	162,052
Casual Gym	2,483	3,468	4,527
Fitness Appraisal	70	150	50
50+FIT	507	1,520	640
Aerobics *	4,077	9,520	7,558
Circuit Gym *	624	1,403	975
Aqua Fitness *	5,266	6,634	6,197
Massage	1,029	925	925
Personal Training	1,318	1,365	2,146
Yoga	1,900	external	external
Crèche	9,671	8,605	8,090
Pilates	80	external	external
Meetings/Functions/Courses	2,581	8,954	10,871
<b>TOTAL</b>	<b>788,434</b>	<b>792,318</b>	<b>778,990</b>

\* Not including members

## VINCENT LIBRARY SERVICES

### ACTIVITY

Providing a comprehensive library and information service for the residents, in well-equipped and modern surroundings at the Town of Vincent Library and Local History Centre.

### OBJECTIVE

To provide the community of the Town with access to a first-class service which provides the widest range of library services and maximises the use of current technology.

KEY PERFORMANCE INDICATORS	05/06	06/07	07/08
<b>Workload Indicators</b>			
Number of library loans per annum	175,449	240,107	178,190
Total registered members	14,944	12,093	16,373
Total number of requests per annum per member	2.2	0.99	0.41
<b>Efficiency Indicators</b>			
Total number of requests satisfied	6,459	6,567	6,685
Total members served per staff member full-time equivalent	14.52	11.32	15.89
Total book loans per staff member full-time equivalent	17,051	22,482	17,300
Library operating expenditure per member	\$58.82	\$79.27	\$65.82
<b>Effectiveness Indicators</b>			
Number of library loans per member	11.75	19.86	10.88
Total hours per week of access	52	52	57
Hours of access outside normal office hours	12	12	17
Current membership as percentage of local government population	58.33	45.21	61.21
Average number of users of internet terminals per week	81	88	142.86

### STATISTICAL INFORMATION

Item	05/06	06/07	07/08
Adult Membership	11,703	9,786	13,055
Child Membership	2,781	2,094	2,645
Total Membership	14,944	12,093	16,373
% Residents Membership	60.73	64.12	62.76
Number of housebound readers	118	118	103
Average monthly transactions	28,215	29,008	30,878
Number of Library Board stock per capital	1.23	1.25	1.22
Library Board standard	1.25	1.25	1.25
Number of items issued	175,449	240,107	178,190
Library Gross Expenditure	\$879,039	\$958,654	\$1,077,748
Cost per issue	\$5.01	\$3.99	\$6.05

## PERFORMANCE AND WORKLOAD INDICATORS

## LAW AND ORDER SERVICES

**ACTIVITY**

To provide a Ranger Service to the community which will fulfil the statutory requirements of the Council within the law and order and public safety services.

**OBJECTIVE**

To provide the residents, ratepayers and business proprietors of the Town with an effective liaison, educational and legislative service in the areas of Animal Control, Litter Control, Graffiti Control, Fire Hazards, Abandoned Vehicles and other associated activities.

KEY PERFORMANCE INDICATORS	05/06	06/07	07/08
<b>Workload Indicators</b>			
Expenditure per property serviced by Ranger Services	\$40.52	\$40.22	\$55.89
Total annual complaints received per capita	0.50	0.58	0.79
Number of reports received to which Ranger Services response is warranted	14,887	15,127	22,313
<b>Efficiency Indicators</b>			
Cost per Ranger Service full-time equivalent employee #	-\$53,026	-\$68,050	-\$119,419
Response time to reports received	2 hours*	2 hours*	2 hours*
Responses handled per full-time equivalent employee	1,861	1,891	2,789
<b>Effectiveness Indicators</b>			
Percentage of rateable properties covered by Ranger Services	100	100	100
Percentage of total reports warranting Ranger response to which response was provided	100	100	100
Total reported complaints	14,890	15,129	22,315

# In 2005-2006 there was a net surplus of \$53,026 per Ranger and in 2006-2007 this surplus increased to \$68,293 per Ranger. In 2007-2008 the net surplus was \$119,419 per full-time Ranger.

- \* Dog attacks actioned immediately
- \* Serious parking complaints – initial response as soon as possible
- \* Dependent on severity of complaint



^ Citizenship ceremony.



**STATISTICAL INFORMATION**

Item	05/06	06/07	07/08
<b>Number of Complaints</b>			
Litter	365	263	266
Dogs General	291	202	261
Dogs Noise	33	41	62
Dogs Attacks	20	12	22
Bush Fire/Burn off	99	99	131
Other*			132
Total No. of Non-Parking Complaints	808	617	874
<b>Number of Infringement Notices Issued</b>			
Dog Act	54	30	29
Litter Act	63	42	31
Number of dogs impounded	92	90	116
Number of dogs claimed	74	73	98
Number of dogs sold	6	7	7
Number of dogs euthanised	10	9	11

\* Because of the diversity of tasks being allocated to Rangers and as a result of the increasing number of community safety complaints, a new category of "Other" has been added to the table in 2007-2008. The figure includes assistance to the public, with advice and suggestions about security measures and liaison with Police and other emergency services.



^ 'Peach Street Shed' by Ciaran Foster.

## PERFORMANCE AND WORKLOAD INDICATORS

## CAR PARKS AND PARKING CONTROL

**ACTIVITY**

To provide an enforcement service to residents, ratepayers and business proprietors of the Town and to provide car parking facilities for use by the customers of the Town.

**OBJECTIVES**

- To provide the residents, ratepayers and business proprietors of the Town with effective and cost-efficient car parking facilities.
- To provide suitably maintained car parks to ensure safety and security of patrons.

KEY PERFORMANCE INDICATORS	05/06	06/07	07/08
<b>Workload Indicators</b>			
Parking revenue as a percentage of overall revenue	7.15	9	12.70
Total number of infringements issued per annum	24,103	24,125	26,079
Total number of infringements issued per capita	0.92	0.92	0.93
Number of premises assessed for eligibility for parking permits*	-	-	1,039
Number of road/footpath obstruction permits issued#	-	-	324
<b>Efficiency Indicators</b>			
Number of infringements issued per full-time equivalent employee	3,013	3,016	2,898
<b>Effectiveness Indicators</b>			
Percentage of revenue over total expenditure for car parks and parking control	138	195	202
Number of complaints received re Ranger Services regarding parking in the Town	12,199	12,079	16,642
Number of complaints received re parking control service	3	2	2

\* It was decided that this function be reported as a Workload Indicator because of the substantial number of properties that are inspected by Rangers to establish eligibility for being issued with residential and/or visitor's parking permits.

# The issuing of permits for roadway and footpath obstructions became the responsibility of Ranger and Community Safety Services on 1 July 2007 and takes up a large amount of time, so it has been reported as a Workload Indicator.

**STATISTICAL INFORMATION****REVENUE**

INSPECTORIAL CONTROL	05/06	06/07	07/08
Modified Penalties	\$1,434,037	\$1,439,395	\$1,939,162
Court Imposed Penalties	Not Available	Not Available	Not Available
Sale of Parking Signs	\$298	\$432	\$1,211
Other Revenue	\$1,722	\$1,761	\$5,359
<b>TOTAL</b>	<b>\$1,436,057</b>	<b>\$1,441,558</b>	<b>\$1,945,732</b>

CAR PARKS	05/06	06/07	07/08
Frame Court	\$456,219	\$543,793	\$625,866
Brisbane Street	\$167,101	\$183,088	\$266,693
Raglan Road	\$18,622	\$21,270	\$23,494
The Avenue	\$276,989	\$352,873	\$418,170
Oxford Street	\$6,903	\$22,499	\$7,860
Chelmsford Road	\$14,498	\$39,234	\$54,187
Loton Park	Not Available	Not Available	\$36,335
The Stadium	\$20,627	\$15,154	\$5,197
Barlee Street	\$23,025	\$29,422	\$37,817
<b>TOTAL</b>	<b>\$983,985</b>	<b>\$1,207,333</b>	<b>\$1,475,619</b>

KERBSIDE PARKING	05/06	06/07	07/08
Various Kerbside Locations	\$156,826	\$198,544	\$526,484

<b>PARKING REVENUE TOTAL</b>	<b>\$2,576,868</b>	<b>\$2,849,658</b>	<b>\$3,947,835</b>
------------------------------	--------------------	--------------------	--------------------

**EXPENDITURE**

	05/06	06/07	07/08
Inspectorial Control	\$1,064,012	\$1,102,330	\$1,570,832
Car Parks	\$344,448	\$418,848	\$385,322
<b>PARKING EXPENDITURE TOTAL</b>	<b>\$1,408,460</b>	<b>\$1,521,178</b>	<b>\$1,956,154</b>

<b>NET REVENUE – PARKING</b>	<b>\$1,168,408</b>	<b>\$1,441,199</b>	<b>\$2,426,657</b>
------------------------------	--------------------	--------------------	--------------------



^ An early photograph of Carr Street.

## PERFORMANCE AND WORKLOAD INDICATORS

## TOWN PLANNING AND DEVELOPMENT CONTROL

**ACTIVITY**

To provide for the orderly and proper land use and development in the Town by providing equitable and timely planning advice and efficient and effective decision-making for the long-term benefit of the residents of the Town.

**OBJECTIVE**

To provide the future strategic planning of the Town and to maintain an efficient and effective service in the deliverance of statutory planning issues.

KEY PERFORMANCE INDICATORS	05/06	06/07	07/08
<b>Comparative Indicators</b>			
Net planning and regulatory costs per capita	\$22	\$25	\$29
Number of total planning applications determined through the year	633	737	615
• Development applications	513	631	511
• Survey strata title applications	24	15	16
• Subdivision referrals	51	36	41
• Change of land use applications	38	50	42
• Home occupation applications	7	5	5
• Requests for Town Planning Scheme amendments	0	1	0
<b>Efficiency Indicators</b>			
Percentage of total planning applications determined under delegated authority	37	66	76
• Development applications	40	70	79
• Survey strata title applications	92	58	74
• Subdivision referrals	96	44	66
• Change of land use applications	5	44	33
• Home occupation applications	43	80	40
Average net cost of processing planning applications	\$900	\$921	\$1,267
Average planning application processing time	67 days	55 days	48 days
Development applications	66 days	56 days	59 days
Survey strata title applications	46 days	16 days	33 days
Subdivision referrals	38 days	42 days	29 days
Change of land use applications	69 days	60 days	71 days
Home occupation applications	62 days	42 days	46 days
Percentage of applications processed within statutory time frame	45	62	93
<b>Effectiveness Indicators</b>			
Percentage of appeals per application decision*	6	4	3
Percentage of successful appeals per appeal lodged	9	29	40

The total number of applications determined comprises development, change of use and home occupation applications. The Western Australian Planning Commission is the responsible authority for strata and survey strata title applications and subdivision referrals.

\*There are no formal appeal rights on requests for town planning scheme amendments.

**STATISTICAL INFORMATION**

Description	05/06	06/07	07/08
<b>Planning Applications</b>			
Planning Applications	255	390	302
Development not involving demolition	38	50	42
Home Occupation	7	4	4
Home Occupations – renewals	0	1	1
Demolition excluding redevelopment	50	28	25
Demolition including redevelopment	208	213	184
<b>Total</b>	<b>558</b>	<b>686</b>	<b>558</b>
<b>Planning Appeals – Tribunal</b>			
Total Number	<b>35</b>	<b>28</b>	<b>20</b>
Appeals Dismissed	3	8	8
Appeals Upheld	6	6	3
Appeals Dismissed (part)	0	1	1
Appeals Withdrawn	10	7	5
Appeals Pending	16	6	3
<b>Approved Developments</b>			
Single Houses	42	29	69
Grouped Dwellings	56	105	32
Multiple Dwellings	9	22	12
Aged/Dependent Persons Dwellings	0	0	1
<b>Total Number of Dwellings</b>	<b>107</b>	<b>156</b>	<b>114</b>
Dwellings subject to alterations/additions	374	383	286
Home Occupations	7	5	1
Mixed-Use Developments	3	15	25
Comprising:			
shop	0	4	10
office	6	7	56
eating house	1	3	6
show room	0	0	6
education establishment	1	0	0
group dwellings	6	14	8
multiple dwellings	25	18	302
light industry	0	1	0
unlisted use	1	0	4
Commercial	68	74	79



^ Pell's Newsagent (photograph from the Local History Collection).

## PERFORMANCE AND WORKLOAD INDICATORS

## BUILDING MANAGEMENT AND CONTROL

**ACTIVITY**

To manage and maintain the Town's building assets to meet the required standards in accordance with the Town's five-year maintenance programme.

**OBJECTIVES**

- To ensure building developments comply with the statutory standards of enabling legislation and provide for reasonable structure of integrity, durability, health, safety and amenity for the benefit of the occupants in the community.
- To manage the Town's building assets and to ensure the Town's buildings are maintained to a satisfactory level that ensures both the health and the safety of the users of the buildings.

KEY PERFORMANCE INDICATORS	05/06	06/07	07/08
<b>Workload Indicators</b>			
Number of building applications per year	514	334	563
Average value of building applications per year	\$141,231	\$164,291	\$264,869
Building control revenue to expenditure ratio	0.42	0.55	0.52
<b>Efficiency Indicators</b>			
Average number of working days to decide building application	35 days	34.39 days	43.79 days
Percentage of building licence applications processed within 35 days	71	81	91
Percentage of private swimming pools inspected during the year	10	8.5	96
Net private swimming pool inspection costs per inspection	\$17	\$20	\$26
<b>Effectiveness Indicators</b>			
Percentage of appeals per building licence application decision	Nil	Nil	Nil
Percentage of successful appeals lodged	No Building Appeals	No Building Appeals	No Building Appeals
Percentage of pools inspected that require second or subsequent inspection to ensure compliance	6	84	33

**STATISTICAL INFORMATION**

Description	05/06	06/07	07/08
<b>Building Licences</b>			
Demolition Licences	49	49	80
Sign Licences	13	21	18
Swimming Pool Licences	21	52	50
Strata Certificates	31	9	18
<b>Total</b>	<b>492</b>	<b>491</b>	<b>563</b>
Value	\$70,609,575	\$88,364,502	\$149,120,980
<b>Private Pool Inspections</b>			
Number of Pools Inspected	36	38	598
Number of Pools Requiring Re-Inspection	2	32	154
Percentage of Pools Requiring Re-Inspection	6	84	26

## HEALTH SERVICES

### ACTIVITY

To ensure overall compliance with all statutory health and noise legislation and codes.

### OBJECTIVE

To provide regulation, control and education to promote, protect and maintain the health of the community and provide equitable access to community health services.

KEY PERFORMANCE INDICATORS	05/06	06/07	07/08
<b>Workload Indicators</b>			
Health Service expenditure as a percentage of total operating expenditure	2.56	2.61	1.75
Health expenditure per head of population	\$26	\$27.02	\$22.12
Number of premises inspections required per annum:			
• Class 1	760	714	704
• Class 2	28	32	30
• Class 3	168	185	179
• Class 4	50	52	48
• Class 5	12	10	10
• Public buildings	164	148	126
• Public swimming pools	276	306	364
• Lodging houses	42	42	42
• Hairdressers and skin penetration premises (registered)	29	62	60
• Offensive trades	28	15	15
• Pest control	254	230	262
• Noise (including follow up)	381	483	346
Other nuisances (e.g. CARS, service requests etc).	986	691	609
Number of Child Health Centres per thousand capita (under 5 years)	3.00	3.00	3.00
Number of complaints received per annum	N/A	1	0
<b>Efficiency Indicators</b>			
Percentage of premises inspections completed during the year – for each type:			
• Class 1	60.2	63.7	68.32
• Class 2	42.8	97	86.66
• Class 3	66	42	70.39
• Class 4	118	67	12.5
• Class 5	175	141	100
• Public buildings	50	51.35	51.58
• Public swimming pools	55.8	57.51	89.01
• Lodging houses	54.8	83.3	59.52
• Hairdressers and skin penetration premises	31	10	10
• Offensive trades	21	66.66	66.66
• Pest control	100	100	100
• Noise	99	100	100
Number of food samples submitted for analysis per thousand capita	4.41	4.87	6.3
Net cost of immunisation service per vaccination * <i>Service ceased as of December 2007</i>	\$62,748	\$214.84	\$609.80*
Immunisation cost per vaccination * <i>Service ceased as of December 2007</i>	\$2.45	\$32.81	\$132.37*

## PERFORMANCE AND WORKLOAD INDICATORS

KEY PERFORMANCE INDICATORS	05/06	06/07	07/08
<b>Effectiveness Indicators</b>			
Vaccinations per thousand capita by Town of Vincent immunisation service	11.08	11.45	3.40
Percentage of unsatisfactory food samples relative to total samples submitted for analysis	6.19	10.7	7.02
Percentage of regular inspected premises failing to meet a satisfactory level of health compliance – for each type:			
• Class 1	10.9	14.6	8.7
• Class 2	8.3	9.2	20
• Class 3	6.3	5.1	2.6
• Class 4	1.69	1.5	10
• Class 5	0	0	0
• Public buildings	18	16	4.7
• Public swimming pools	15	8.0	3.41
• Lodging houses	13	12	9
• Hairdressers and skin penetration premises	0	0	0
• Offensive trades	12	11	11.1
• Pest control	0	12	12.6

Class 1 (cooking), Class 2 (seafood, poultry, bakeries), Class 3 (bakery only bread, tearoom), Class 4 (deli, supermarkets, groceries), Class 5 (fruit and vegetable, liquor store)

**STATISTICAL INFORMATION**

Item	05/06	06/07	07/08
<b>Infectious Diseases</b>			
Campylobacteriosis	3	9	29
Giardiasis	0	4	1
Salmonellosis	2	4	6
Shigellosis	0	0	2
Ross River Virus	2	0	0
Cryptosporidiosis	0	0	0
<b>Total</b>	<b>7</b>	<b>17</b>	<b>39</b>
<b>Notices/directions</b>			
Number of Health Notices Issued	8	8	43
Number of Local Government Act and Local Government (Miscellaneous Provisions) Notices Issued		-	11
<i>*Note: new statistic 2007/2008</i>			
Number of Upgrading Orders Issued for Food Premises	9	15	17
<b>Food Samples</b>			
Chemical Food Samples	70	84	102
Complying Samples	63	77	159
Units Used	772	1,272	TBA
Microbiological Samples	43	61	69
Microbiological Swabs	0	10	9



## PERFORMANCE AND WORKLOAD INDICATORS

	05/06	06/07	07/08
<b>Immunisation</b>			
Number of Children Immunised * <i>service reviewed and ceased December 2007</i>	284	308	94*
Cost of Service (minus staff costs)	\$9,816	\$11,744.39	\$12,442.58*
Number of Child Health Centres * <i>service reviewed and ceased December 2007</i>	4	4	4
Visits			
Harold Street – Highgate	64	65	20
Loftus Centre – Leederville	51	47	15
Mount Hawthorn	109	126	58
View Street – North Perth	60	70	1
<b>Noise Complaints</b>			
Number of Noise Complaints	381	195	160
Number of follow-ups required		483	346
Number of Infringement Notices Issued	0	1	4
Number of Noise Abatement Directions Issued	5	3	3
Number of Environmental Pollution Notices Issued	0	0	0
<b>Substandard Housing Inspections/Visual Checks</b>			
Number of Inspections <i>*Workload prioritisation has resulted in inspections/visual checks being undertaken twice annually and upon complaints being received, as opposed to monthly. N.B Number of complaints received has also dropped.</i>	516	376	172

STATUTORY ACTION	06/07	07/08	% Compliance achieved
Number of Town of Vincent Health Local Law 2004 Notices Issued	-	2	50
Number of Health Act 1911 Notices Issued	8	41	83.7
Number of Local Government Act and Local Government (Miscellaneous Provisions) Notices Issued	-	11	91
Number of Upgrading Orders Issued for Food Premises	15	17	88
Number of Noise Infringement Notices Issued	1	4	75
Number of Noise Abatement Directions Issued	3	3	100
Number of Environmental Pollution Notices Issued	0	0	-
Number of non-compliant swimming pool samples received	-	10	3.41
Number of food samples submitted for analysis with unsatisfactory results	-	8	2.03

## PERFORMANCE AND WORKLOAD INDICATORS

## PARKS AND SPORTS GROUNDS

**ACTIVITY**

The development and maintenance of all parks and sports grounds utilised for passive and active recreation to the highest standard of duty and care.

**OBJECTIVE**

To provide equitable access to a range of parks, gardens and recreation grounds to enable the passive and active recreation needs of the community to be enjoyed in a safe and aesthetically satisfying environment.

KEY PERFORMANCE INDICATORS	05/06	06/07	07/08
<b>Workload Indicators</b>			
Hectares of parks, gardens and recreation grounds per thousand capita passive and active	4.05	3.86	3.94
Annual cost of parks and recreation grounds maintenance per rateable property	\$97.63	\$106.68	\$116.35
<b>Efficiency Indicators</b>			
Annual maintenance cost per hectare for parks and recreation grounds	\$14,567	\$15,347	\$16,978
Annual maintenance cost per hectare for street tree verge maintenance	\$7,543	\$9,529	\$8,439

**STATISTICAL INFORMATION****Workload Indicators**

- Number of passive/active reserves

05/06	06/07	07/08
Passive	Passive	Passive
34	35	39
Active	Active	Active
21	21	21

- Number of trees planted per year

05/06	06/07	07/08
297	317	256



^ The restoration of Hyde Park Lakes is a priority of the Town.

**Efficiency Indicators**

Reserve Booking Statistics	05/06	06/07	07/08
<b>Braithwaite Park</b>			
Number of Bookings	6	15	17
Number of Users	2,266	2,270	2,566
Revenue	\$659	\$939	\$1,066
<b>Hyde Park</b>			
Number of Bookings	92	98	180
Number of Users	6,608	9,616	23,695
Revenue	\$7,440	\$7,991	\$3,964
<b>Banks Reserve</b>			
Number of Bookings	10	15	15
Number of Users	1,350	1,850	3,080
Revenue	\$1,037	\$1,170	\$3,627
<b>Beatty Park Reserve</b>			
Number of Bookings	233	266	265
Number of Users	11,612	12,624	11,680
Revenue	\$1,896	\$4,328	\$4,820
<b>Woodville Reserve</b>			
Number of Bookings	28	32	32
Number of Users	1,478	2,270	1,180
Revenue	\$1,413	\$3,047	\$12,342
<b>Britannia Road Reserve</b>			
Number of Bookings	423	512	464
Number of Users	57,817	84,760	68,983
Revenue	\$6,410	\$6,539	\$10,190
<b>Charles Veryard Reserve</b>			
Number of Bookings	146	132	197
Number of Users	11,590	9,280	6,893
Revenue	\$528	\$7,518	\$10,458
<b>Les Lilleyman Reserve</b>			
Number of Bookings	193	82	229
Number of Users	9,568	6,790	7,683
Revenue	\$1,437	\$998	\$3,229
<b>Menzies Park Reserve</b>			
Number of Bookings	171	175	216
Number of Users	11,468	12,480	12,786
Revenue	\$672	\$739	\$1,339
<b>Birdwood Square</b>			
Number of Bookings	6	53	106
Number of Users	146	960	4,432
Revenue	\$120	\$225	\$2,472
<b>Forrest Park</b>			
Number of Bookings	361	372	324
Number of Users	45,768	48,080	35,418
Revenue	\$1,500	\$1,719	\$2,333

## PERFORMANCE AND WORKLOAD INDICATORS

## ROAD RESERVE INFRASTRUCTURE

**ACTIVITY**

The management and maintenance of an effective and efficient infrastructure system for roads, drainage and street lighting, including the provision and maintenance of a network of safe footpaths and dual-use paths. The monitoring of traffic patterns in terms of access, safety and road capacity to ensure efficient traffic flows, ensuring that adequate levels of vehicular parking exists within designated strategic locations and developing and maintaining streetscape improvements to achieve an attractive visual environment. Progressively carry out improvements to rights of way (ROWs).

**OBJECTIVE**

To develop and manage a road system that provides for safe, efficient and comfortable vehicular and pedestrian traffic.

KEY PERFORMANCE INDICATORS	05/06	06/07	07/08
<b>Workload Indicators</b>			
Road preservation expenditure ratio	0.18	0.18	0.13
Own resources roadwork expenditure per rateable property	\$153.10	\$160.83	\$220.31
Proportion of total expenditure applied to sealed roads	11.23%	8.71%	9.24%
<b>Efficiency Indicators</b>			
Percentage of utilisation and road-making plant	83.15	83.15	85.39
Percentage of road asset network assessed for a set condition	7.35	7.35	7.14
Percentage of road construction completed within the year	81.82	77.63	80.37
Average cost of verge or streetscape maintenance per hectare	\$93.75	\$82.83	\$91.50
<b>Effectiveness Indicators</b>			
Road condition ratio	0.35	0.36	0.49
Percentage of road capital expenditure to road depreciation	2.31	2.72	4.86
Road preservation performance ratio	0.79	0.80	0.81

## WASTE MANAGEMENT

**ACTIVITY**

The removal and disposal of putrescible, recyclable and green waste in a cost-effective and efficient manner by means of:

1. Weekly domestic service
2. Fortnightly recycling service
3. Bi-annual verge collection
4. Provision of compost bins at cost price.

The aim of these services is to reduce the quantity of waste disposal which goes to landfill sites.

**OBJECTIVE**

To provide a cost-efficient, effective and environmentally-friendly waste collection/recycling service to the residents of the Town of Vincent by employing state-of-the-art disposal technology.

KEY PERFORMANCE INDICATORS	05/06	06/07	07/08
<b>Workload Indicators</b>			
Waste management revenue to expenditure ratio	0.03	0.04	0.03
Number of residential waste collections per week	12,927	13,521	13,081
Total tonnes of waste to landfill per annum	13,152	12,848	13,801
<b>Efficiency Indicators</b>			
Waste collection cost per tonne	\$149	\$142	\$196
Waste collection cost per service	\$152	\$134	\$171
Net recycling cost per tonne	\$128	\$111	\$205
Total annual waste management expenditure per capita	\$72	\$73	\$101
<b>Effectiveness Indicators</b>			
Number of complaints per thousand capita	7.60	7.71	7.62
Percentage of missed services per week	0.02	0.01	0.01

**STATISTICAL INFORMATION**

Rubbish Collection	05/06	06/07	07/08
Rateable Properties	14,841	14,974	15,855
Residential Properties serviced	12,319	12,458	13,081
Commercial Properties serviced by Town of Vincent (includes churches, schools, halls and some vacant blocks that are under development)	1,216	1,280	2,774
Commercial Properties not serviced by Town of Vincent	395	400	410
Total domestic and commercial rubbish tipping costs	\$504,055	\$539,801	\$648,647
Total tonnes domestic and commercial rubbish collected	12,585	12,848	13,801

<b>Recycling – Domestic</b>			
Paper	644	480	N/A
Co-mingled	613	946	N/A
<b>Total Tonnage</b>	<b>1,257</b>	<b>1,426</b>	<b>1,367</b>

<b>Recycling – Commercial</b>			
Paper	677	603	N/A
Co-mingled	233	225	N/A
<b>Total Tonnage</b>	<b>910</b>	<b>828</b>	<b>1,345</b>

<b>Public Tidy Bins/Parks</b>			
Tipping cost per tonne	\$37.41	\$45.83	\$47.00
Tipping costs	\$20,571	\$28,222	\$30,926
Tonnes	549	615	658
Collection cost	\$110,000	\$97,202	\$106,000
Collection cost per tonne	\$200	\$200	\$161

## PERFORMANCE AND WORKLOAD INDICATORS

	05/06	06/07	07/08
<b>Bulk Verge Collection</b>			
Contractor's cost per annum	\$129,326	\$155,000	\$243,600
Tipping costs per annum	\$66,968	\$64,593	\$105,000
Hard waste collected	530	518	679
Green waste collected	575	547	630

## COMMUNITY DEVELOPMENT

**ACTIVITY**

To progress the Town's vision and values by facilitating the achievement of the community's goals through co-operation and partnership with the local community.

**OBJECTIVES**

- To provide services and programmes which are relevant to the needs of our community.
- To promote community development and cultural diversity.
- To provide opportunities for people in our community to enhance their quality of life.
- To facilitate an effective communication flow between the community and the Town.

KEY PERFORMANCE INDICATORS	05/06	06/07	07/08
<b>Workload Indicators</b>			
Participant numbers in events	7,050	8,850	8,937
Number of events serviced	79	61	67
<b>Efficiency Indicators</b>			
Client feedback on services provided	See below	See below	See below
<b>Effectiveness Indicators</b>			
Evaluation surveys on events	98% rated the organisation of the events as 4 or 5 (Likert scale with 1 being for badly organised and 5 for well organised).	98% rated the organisation of the events as 4 or 5 (Likert scale with 1 being for badly organised and 5 for well organised) 97% of those surveyed would like to attend the event again.	99.5 % rated the organisation of the events as 4 Or 5 (Likert Scale with 1 being for badly organised and 5 for well organised) 98.2% of those surveyed would like to attend the event again.
Percentage of external funding compared with total Community Development expenditure	15.4	15.6	18.3

**STATISTICAL INFORMATION**

Hall Booking Statistics	04/05	05/06	07/08
<b>North Perth Town Hall</b>			
Number of Bookings			
Main Hall	353	267	356
Lesser Hall	327	360	359
Number of Users			
Main Hall	10,335	9,905	15,033
Lesser Hall	5,721	7,574	8,421
Total Revenue	\$23,158	\$26,335	\$24,000
Total Expenditure	\$57,448	\$24,872	\$20,682
Net Return	-\$34,290	-\$1,463	\$3,318
<b>Mount Hawthorn Community Centre</b>			
Number of Bookings			
Main Hall	465	349	172
Lesser Hall	616	515	455
Number of Users			
Main Hall	15,208	10,211	8,988
Lesser Hall	23,002	18,039	29,590
Total Revenue	\$34,494	\$35,728	\$36,650
Total Expenditure	\$64,407	\$62,523	\$57,326
Net Return	-\$32,740	-\$26,795	-\$20,676
<b>Banks Reserve Pavilion</b>			
Number of Bookings	231	203	197
Number of Users	3,333	4,740	5,456
Total Revenue	\$6,142	\$6,435	\$7,500
Total Expenditure	\$19,837	\$18,436	\$19,030
Net Return	-\$13,695	-\$12,001	-\$11,530
<b>Menzies Park &amp; Pavilion</b>			
Number of Bookings	115	97	214
Number of Users	2,040	1,827	6,586
Total Revenue	\$3,849	\$3,018	\$7,850
Total Expenditure	\$66,620	\$66,918	\$80,980
Net Return	-\$62,771	-\$63,900	-\$73,130
<b>Royal Park Hall</b>			
Number of Bookings	430	240	205
Number of Users	22,194	6,273	10,141
Total Revenue	\$41,666	\$10,381	\$10,919
Total Expenditure	\$44,911	\$50,181	\$44,610
Net Return	-\$3,245	-\$39,800	-\$33,691



^ 'Mrs Scott - 64 Years as Resident in Wilberforce St'  
by Stephanie McRoberts.

# Competition Principles Agreement

The Competition Principles Agreement (CPA) is a contractual agreement between the Federal Government and all State and Territory Governments. Local Government is committed to the CPA through the State Governments' involvement. The focus of the CPA is to ensure that all public enterprises operate in a transparent manner in the best public interest. This requires that public enterprises review their operations to ensure that they do not have a competitive advantage or disadvantage resulting from their status as public enterprises.

To ensure compliance with the CPA, local governments are required to include in their annual reports certain particulars in relation to CPA. The Town of Vincent supports the concept of the CPA and in this regard the following particulars are reported.

## Competitive Neutrality

This principle deals with ensuring that government business operations do not have any advantage or disadvantage in comparison with the private sector. At present no activities undertaken by the Town have been classified as either a Public Trading Enterprise or a Public Financial Enterprise by the Australian Bureau of Statistics.

During the reporting period the Town has not received any allegations of non-compliance with the principles of Competitive Neutrality.

## Structural Reform of Public Monopolies

The Town does not operate any Public Monopolies within the CPA definition and accordingly there is no reporting requirement. The Town did not privatise any activities during 2007-2008.

## Legislation Review

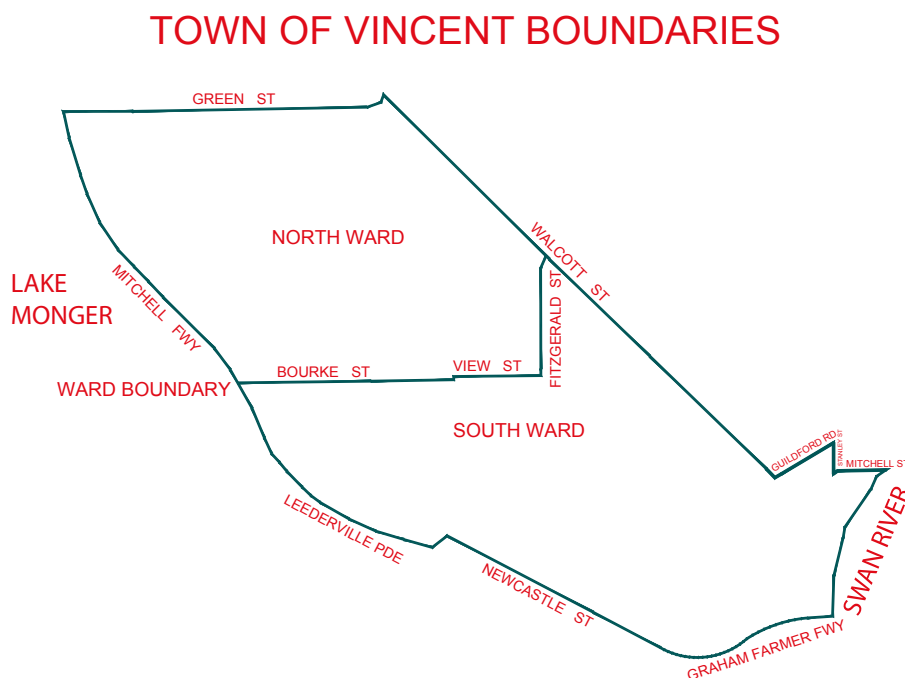
Within the principles of the CPA is a requirement for local governments to review all existing legislation to ensure that the legislation does not restrict competition, or if restrictive legislation is in place, it is in the best interests of the community.

## Local Laws

During the year the Town continued the process of reviewing all Local Laws. The *Local Government Act 1995* requires all existing Local Laws to be reviewed every eight years. As part of this process the intention to review Local Laws is advertised in the media as required by the *Local Government Act*, thus giving residents and ratepayers the opportunity to comment on any proposed changes, additions or deletions to the Town's Local Laws.

## Policies

In conjunction with the Local Laws Review process, Council regularly reviews its Policies. All new Policies were advertised for twenty-one days for public comment, thereafter being adopted by the Council. In some cases Policies were amended to reflect current terminology and community expectations. Policy amendments are an ongoing commitment and feature regularly at Council Meetings.





# Town Profile

## History

For tens of thousands of years before the settlement of the Swan River Colony, the indigenous Nyoongar people were hunters and gatherers who occupied the south-west corner of Western Australia. The lakes on the coastal plain were particularly important to the Aboriginal people, providing them with both spiritual and physical sustenance.

At the time of the first European contact in 1827, the area in which Perth now stands was called Boorloo. Boorloo formed part of Mooro, the tribal lands of Yellagonga, whose group was one of several based around the Swan River known collectively as the Whadjug. The Whadjug was a part of the greater group of thirteen or so tribes which formed the south west socio-linguistic block still known today as Nyoongar ('The People'), or sometimes by the name Bibbulman.

After settlement in 1829, the Europeans gave the name of 'Third Swamp' to one of a chain of lakes stretching from Claisebrook to Herdsman Lake. Nearly seventy years later, in 1897, fifteen hectares of Third Swamp would be gazetted as a public park and two years later renamed Hyde Park. Hyde Park is now one of the Town of Vincent's most attractive and popular parks.

From 1831, hostile encounters between European settlers and Nyoongars – both large-scale land users with conflicting land value systems – increased considerably. This phase of violence culminated in events such as the execution of Whadjug tribal chief Midgegooro, the murder of his son Yagan and the massacre of the Murray tribe.

By 1843, when Yellagonga died, his tribe had begun to disintegrate and had been dispossessed of their land around the main settlement area of the Swan River Colony. They retreated to the swamps and lakes north of the settlement area including Third Swamp, formerly known by them as Boodjamooling.

Third Swamp continued to be a main camp site for the remaining Nyoongar people in the Perth region and was also used by travellers, itinerants and homeless people. By the gold rush days in the 1890s they were joined by many miners en route to the goldfields.

Meanwhile, the principal lakes had been drained and between 1855 and 1883 there were phases of settlement to the north of Perth. The *1871 Municipalities Act* established Perth and seven other towns as municipalities with the authority to levy rates, while Local Road Districts were financed almost exclusively from government grants.

Leederville, Highgate and North Perth were originally included in the vast area controlled by the Perth Roads Board, whose limited revenue over the next twenty years was reflected most obviously in the lack of road construction. Much early infrastructure was financed by private citizens.

Residential development progressed from the 1880s, particularly following the completion of the Fremantle to Guildford rail line in 1881. Highgate began to develop, the Woodville Estate (now North Perth) was opened in 1890, and the Monger and Leeder Estates were sold to developers and subdivided in 1890-1891. The first subdivision of the Mount Hawthorn locations into residential estates occurred between 1887 and 1903, with the Hawthorn Estate being one of the later subdivisions.

Development was rapid in Leederville and North Perth. In May 1895, the section of the Perth Roads Board area covering Leederville and West Leederville was gazetted Leederville Roads Board. Less than twelve months later, Leederville became a municipality, having sufficient property within its boundaries to provide a minimum of £300 in annual rates at a rating of not more than one shilling to the pound. In April 1897, the population of the Leederville municipality had reached more than one thousand and its municipal area was divided into three wards – north, south and central.

By 1895 North Perth had also emerged as a suburb in its own right. Four years later it was declared a Roads Board and, in October 1901, gazetted as a municipality. The North Perth Council was in existence from 25 October 1901 to 22 December 1914.

By 1897 Third Swamp was no longer a camp site and was vested for the citizens as a public reserve.

Much of Vincent's rich heritage stems from the 1890s and 1900s when many community buildings were established, including the North Perth District School (now North Perth Primary), Highgate Primary School, Leederville and Brisbane Street post offices, North Perth Police Station, Brisbane and Queens hotels, the North Perth Town Hall, the Redemptorist Monastery and the Perth Mosque.

In 1914 the Councils of Perth, North Perth and Leederville agreed to the union of the three municipalities (Greater Perth), as prescribed in the *Municipal Corporation's Act 1906*. The union took effect on 22 December 1914. Later, the ratepayers of Victoria Park Council decided, by referendum on 22 November 1916, to amalgamate with the City of Perth, and this union was consummated on 1 November 1917.

On 1 July 1994, the restructure of the City of Perth created three new local governments: the Towns of Vincent, Cambridge and Shepperton (now Victoria Park), plus a smaller City of Perth. Commissioners were appointed to control these until elections were held in May 1995.

The Town of Vincent's inaugural elections were conducted by the State Electoral Commission under the postal voting system, which produced a voter response in excess of forty-four per cent.

## TOWN PROFILE

The Town of Vincent is named after Vincent Street, which is a major road through the centre of the Town. It is also the location of the Town's Council Chambers and administrative offices.

Vincent Street is believed to be named after George Vincent, the Chief Draftsman in the Lands Department and original grantee of land on the north side, east from Charles Street. He named it after himself on issue of the first Crown Grant of Perth c.1876. The municipality includes the suburbs of North Perth, Leederville, Highgate and Mount Hawthorn, and parts of East Perth, West Perth, Perth and Mount Lawley.

Although only new, within its boundaries Vincent holds a rich and varied history. It is a place of cultural diversity with residents whose origins lie in places like Europe and Asia, and forty-five per cent of whom were born overseas. Reflections of this variety are found in the number of religions or spiritual groups that have representation within the Town, among them Christianity (eighteen denominations), Buddhism, Islam, Judaism and Hinduism.

There are busy and popular commercial areas such as Beaufort, Fitzgerald and Oxford streets and Scarborough Beach Road, and peaceful suburbs where old and new lie side by side. There is more than a hundred years of built history and heritage within the boundaries of the municipality – and all of it, whether a century, a decade, or just a few years old, is important to the Town of Vincent. All of it contributes to the colour and personality of Vincent, enriching the lives of the people who live here and of those just passing through.

## Statistics

Area	11.3 square km of which 106.4 hectares comprises parks and gardens
Population	26,904
Median age	37.55 years
Rateable Properties	15,852
Number of Electors	19,341
Number of Council Employees	196 (FTE)
Number of Wards	Two
Total Budget	\$30,461.322

## Number of Council Members

Mayor and eight Councillors

## Distance from Perth City

The Administration and Civic Centre is 3 km from Perth GPO

## Area of Parks and Gardens

106.4 hectares

## Length of Roads and Footpaths

Roads 150 km

Footpaths 272m

## Suburbs and Localities

Suburbs: Highgate, Leederville, Mount Hawthorn, North Perth and parts of East Perth, West Perth, Perth City, Mount Lawley, Osborne Park and Coolbinia.

## Boundaries

Town of Cambridge, Cities of Bayswater, Perth and Stirling.

## Facilities

**Library:** Town of Vincent Library & Local History Centre, 99 Loftus Street, Leederville.

**Loftus Community Centre:** 99 Loftus Street, Leederville.

**Child Health Centres:** Harold Street, Highgate; Loftus Community Centre, Loftus Street; Mount Hawthorn Community Centre, Scarborough Beach Road; View Street, North Perth.

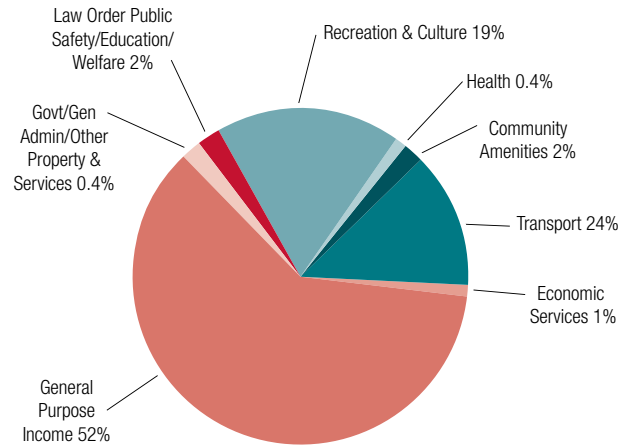
**Services for Seniors:** Rosewood Care Group (Inc.) (Meals on Wheels); Volunteer Task Force; Multicultural Services Centre of WA; Vincent Community Care.

**Recreation Facilities:** Beatty Park Leisure Centre; Hyde Park; E & D Litis Stadium; Dorrien Gardens; Loftus Recreation Centre; Bowling Clubs; Tennis Clubs; Croquet Club; Robertson Park Tennis Complex; Royal Park; Members Equity Stadium (Perth Oval); Medibank Stadium (Leederville Oval).

INCOME AND EXPENDITURE PIE CHARTS

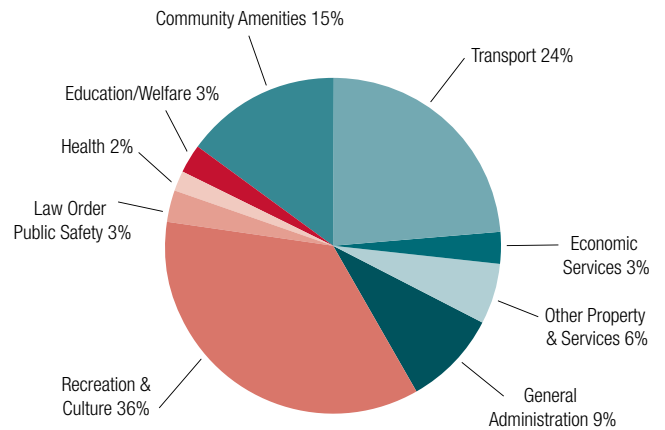
**OPERATING INCOME**

INCOME TYPE	AMOUNTS
	\$
General Purpose Income	19,119,406
Govt/Gen Admin/Other Property & Services	504,246
Health	158,321
Law Order Public Safety/Education/Welfare	489,445
Community Amenities	670,184
Recreation & Culture	5,705,519
Transport	4,203,612
Economic Services	436,400
	<b>31,287,133</b>



**OPERATING EXPENDITURE**

EXPENSE TYPE	AMOUNTS
	\$
General Administration	2,883,056
Law Order Public Safety	866,447
Health	755,972
Education/Welfare	946,463
Community Amenities	4,908,820
Recreation & Culture	12,021,078
Transport	7,646,978
Economic Services	869,766
Other Property & Services	1,581,008
	<b>32,479,588</b>



Source from Operating Statement

# Financial Report

for the year ended 30 June 2008

Independent Audit Report	83
Statement by Chief Executive Officer	85
Income Statement by Programme	86
Balance Sheet	87
Statement of Changes in Equity	88
Cash Flow Statement	89
Rate Setting Statement	90
Notes to and forming parts of the Financial Statements	91

# Independent Audit Report



**PARTNERS**  
 Anthony Mazzi FCPA  
 Domenic Mazzi CPA  
 Corinna Mazzi CA

## INDEPENDENT AUDIT REPORT

### TO: RATEPAYERS OF TOWN OF VINCENT

We have audited the financial report of the Town of Vincent, which comprises the Balance Sheet as at 30 June 2008 and the Income Statement, Statement of Changes in Equity, Cash Flow Statement, Rate Setting Statement and the notes to and forming part of the financial report for the year ended on that date.

#### *The Responsibility of the Council for the Financial Report*

The Council is responsible for the preparation and fair presentation of the financial report in accordance with Australian Accounting Standards (including the Australian Accounting Interpretations), the Local Government Act 1995 (as amended) and the Local Government (Financial Management) Regulations 1996 (as amended). This responsibility includes establishing and maintaining internal controls relevant to the preparation and fair presentation of the financial report that is free from material misstatement, whether due to fraud or error; selecting and applying appropriate accounting policies; and making accounting estimates that are reasonable in the circumstances.

#### *Auditor's Responsibility*

Our responsibility is to express an opinion on the financial report based on our audit. Our audit has been conducted in accordance with Australian Auditing Standards. These Auditing Standards require that we comply with the relevant ethical requirements relating to audit engagements and plan and perform the audit to obtain reasonable assurance whether the financial report is free from material misstatement.

An audit involves performing procedures to obtain audit evidence about the amounts and disclosures in the financial report. The procedures selected depend on the auditor's judgement, including the assessment of the risks of material misstatement of the financial report, whether due to fraud or error. In making those risk assessments, the auditor considers internal control relevant to the entity's preparation and fair presentation of the financial report in order to design audit procedures that are appropriate in the circumstances, but not for the purpose of expressing an opinion on the effectiveness of the entity's internal control. An audit also includes evaluating the appropriateness of accounting policies used and the reasonableness of accounting estimates made by the Council, as well as evaluating the overall presentation of the financial report.

We believe that the audit evidence we have obtained is sufficient and appropriate to provide a basis for our audit opinion.

#### *Independence*

In conducting our audit, we followed applicable independence requirements of Australian professional ethical pronouncements.



# Independent Audit Report

## Auditor's Opinion

In our opinion, the financial report of the Town of Vincent:

- (i) gives a true and fair view of the financial position of the Town of Vincent as at 30 June 2008 and of its financial performance for the year ended on that date; and
- (ii) complies with the Local Government Act 1995 (as amended), the Local Government (Financial Management) Regulations 1996 (as amended) and the Australian Accounting Standards (including the Australian Accounting Interpretations).

## Statutory Compliance

We did not during the course of our audit become aware of any instances where the Council did not comply with the requirements of the Local Government Act 1995 (as amended) and the Local Government (Financial Management) Regulations 1996 (as amended).

  
MACRI PARTNERS  
CERTIFIED PRACTISING ACCOUNTANTS  
28 THOROGOOD STREET  
BURSWOOD WA. 6100

  
A MACRI  
PARTNER

PERTH  
DATED THIS 22<sup>ND</sup> DAY OF OCTOBER 2008.



# Statement by Chief Executive Officer

## FINANCIAL YEAR ENDED 30 JUNE 2008

The attached financial report of the Town of Vincent, being the annual financial report and supporting notes and other information for the financial year ended 30 June 2008, is, in my opinion, properly drawn up to present fairly the financial position of the Town of Vincent at 30 June 2008 and the results of the operations for the financial year then ended in accordance with the Australian Accounting Standards and comply with the provisions of the *Local Government Act 1995* and the regulations under that Act.



**John Giorgi, JP**  
**Chief Executive Officer**

Signed on the 20th day of October 2008

# Income Statement by Programme

for the year ended 30 June 2008

	Note	Budget 2007/08 \$	Actual 2007/08 \$	Actual 2006/07 \$
<b>OPERATING EXPENDITURE</b>				
General Purpose Funding		940,874	993,250	795,903
Governance		1,732,939	1,884,445	1,498,782
Law, Order and Public Safety		806,594	866,447	720,142
Health		764,082	755,972	714,682
Education and Welfare		894,246	946,463	671,985
Community Amenities		4,924,907	4,908,820	3,744,977
Recreation and Culture		11,208,732	12,021,078	11,001,666
Transport		7,785,604	7,646,978	6,920,395
Economic Services		885,632	869,766	739,124
Other Property and Services		820,947	1,581,008	1,851,307
General Administration		(3,223)	5,361	48,021
		<b>30,461,334</b>	<b>32,479,588</b>	<b>27,706,984</b>
<b>OPERATING REVENUE</b>				
General Purpose Funding		18,870,175	19,119,406	17,245,555
Governance		15,830	12,566	16,212
Law, Order and Public Safety		73,333	64,072	78,120
Health		137,410	158,321	137,767
Education and Welfare		209,000	425,373	305,962
Community Amenities		499,690	670,184	553,341
Recreation and Culture		5,667,462	5,705,519	6,080,754
Transport		3,469,530	4,203,612	7,787,120
Economic Services		227,720	436,400	357,222
Other Property and Services		93,470	486,211	174,126
General Administration		2,610	5,469	20,317
		<b>29,266,230</b>	<b>31,287,133</b>	<b>32,756,496</b>
<b>CONTRIBUTION AND GRANT FOR THE DEVELOPMENT OF ASSETS</b>				
Education and Welfare		0	198,891	0
Community Amenities		30,000	21,620	270,000
Recreation and Culture		2,740,000	3,409,149	5,543,880
Transport		1,794,648	5,644,051	572,868
		<b>4,564,648</b>	<b>9,273,711</b>	<b>6,386,747</b>
<b>DISPOSAL OF ASSETS</b>				
Proceeds of Sale		260,500	208,479	1,659,047
Book Value		(107,674)	(137,166)	(232,744)
Gain/(Loss) on Disposal	4(c)	<b>152,826</b>	<b>72,093</b>	<b>1,426,273</b>
<b>NET RESULTS</b>		<b>3,522,370</b>	<b>8,153,349</b>	<b>11,862,533</b>



# Balance Sheet

for the year ended 30 June 2008

	Note	Actual 2007/08 \$	Actual 2006/07 \$
<b>CURRENT ASSETS</b>			
Cash and Cash Equivalents	11	10,702,564	13,792,296
Other Assets	7	190,478	133,362
Trade and Other Receivables	6	3,788,184	5,635,049
Inventories	26	217,568	257,982
<b>TOTAL CURRENT ASSETS</b>		<b><u>14,898,794</u></b>	<b><u>19,818,689</u></b>
<b>NON-CURRENT ASSETS</b>			
Trade and Other Receivables	6	167,282	146,899
Other Assets	20	1,479,165	1,424,471
Property, Plant and Equipment	9	139,396,269	118,696,672
<b>TOTAL NON-CURRENT ASSETS</b>		<b><u>141,042,716</u></b>	<b><u>120,268,041</u></b>
<b>TOTAL ASSETS</b>		<b><u>155,941,510</u></b>	<b><u>140,086,731</u></b>
<b>CURRENT LIABILITIES</b>			
Trade and Other Payables	8	5,908,108	3,480,174
Provisions	8	1,434,306	1,091,967
Borrowings – Current Portion	17	1,085,611	857,881
<b>TOTAL CURRENT LIABILITIES</b>		<b><u>8,428,025</u></b>	<b><u>5,430,022</u></b>
<b>NON-CURRENT LIABILITIES</b>			
Borrowings – Non-Current Portion	17	13,380,850	8,798,865
Provisions	8	627,954	625,681
<b>TOTAL NON-CURRENT LIABILITIES</b>		<b><u>14,008,804</u></b>	<b><u>9,424,546</u></b>
<b>TOTAL LIABILITIES</b>		<b><u>22,436,829</u></b>	<b><u>14,854,568</u></b>
<b>NET ASSETS</b>		<b><u>133,504,681</u></b>	<b><u>125,232,163</u></b>
<b>EQUITY</b>			
Retained Surplus		119,596,657	110,174,539
Reserves – Cash Backed	10	6,865,363	8,134,133
Reserves – Asset Revaluation		7,042,661	6,923,491
<b>TOTAL EQUITY</b>		<b><u>133,504,681</u></b>	<b><u>125,232,163</u></b>

# Statement of Changes in Equity

for the year ended 30 June 2008

	Note	Actual 2007/08 \$	Actual 2006/07 \$
<b>RETAINED SURPLUS</b>			
Balance at beginning of year		110,174,539	97,096,304
Net Results		8,153,349	11,862,533
Transfer to Reserves		(6,001,847)	(1,942,699)
Transfer from Reserves		7,270,617	3,158,371
Balance at end of year		<u><b>119,596,657</b></u>	<u><b>110,174,539</b></u>
<b>RESERVES – CASH BACKED</b>			
Balance at beginning of year		8,134,133	9,349,835
Transfer to Retained Surplus		6,001,847	1,942,669
Transfer from Retained Surplus		(7,270,617)	(3,158,371)
Balance at end of year	10	<u><b>6,865,363</b></u>	<u><b>8,134,133</b></u>
<b>RESERVES – ASSETS REVALUATION</b>			
Balance at beginning of year		6,923,491	6,923,491
Revaluation Increment/Decrement		119,170	0
Balance at end of year		<u><b>7,042,661</b></u>	<u><b>6,923,491</b></u>
<b>TOTAL EQUITY</b>		<u><b>133,504,681</b></u>	<u><b>125,232,163</b></u>

# Cash Flow Statement

for the year ended 30 June 2008

	Note	Budget 2007/08 \$	Actual 2007/08 \$	Actual 2006/07 \$
<b>Cash Flows From Operating Activities</b>				
<b>Payments</b>				
Employee Costs		(11,972,078)	(14,994,921)	(12,968,193)
Materials and Contracts		(11,368,431)	(11,994,868)	(9,497,691)
Utilities		(1,201,401)	(1,699,972)	(1,462,849)
Insurance		(186,823)	(218,767)	(254,351)
Other Expenditure		0	(401,869)	(522,904)
<b>Total Payments</b>		<b>(24,728,742)</b>	<b>(29,310,397)</b>	<b>(24,705,988)</b>
<b>Receipts</b>				
Rates		16,588,925	16,726,695	15,036,097
Contributions, Reimbursements and Donations		821,620	3,069,539	6,692,043
Grants		746,500	862,295	849,210
Fees and Charges		9,418,619	14,269,897	10,088,452
Interest earnings	7(b)	1,222,700	1,449,087	1,255,645
Goods and Services Tax		2,284,072	1,734,897	771,187
Other Revenue/ Income		446,864	2,107,094	813,550
<b>Total Receipts</b>		<b>31,529,300</b>	<b>40,219,504</b>	<b>35,506,184</b>
<b>Net Cash Flows From Operating Activities</b>	12(a)	<b>6,800,558</b>	<b>10,909,107</b>	<b>10,800,196</b>
<b>Cash Flows From Investing Activities</b>				
<b>Payments</b>				
Purchase of Land and Buildings	9(b)	(878,375)	(15,871,058)	0
Purchase of Infrastructure Assets		(5,645,288)	(7,141,464)	(2,402,390)
Purchase of Plant and Equipment		(1,162,450)	(1,606,897)	(778,092)
Purchase of Furniture and Equipment		(518,150)	(522,422)	(43,514)
Work in Progress (Uncompleted Works)		(15,975,464)	(1,120,259)	(6,932,715)
		<b>(24,179,667)</b>	<b>(26,262,100)</b>	<b>(10,156,711)</b>
<b>Receipts</b>				
Disposal of Plant and Equipment	4(c)	22,826	208,479	205,042
Disposal of Furniture and Equipment	4(c)	0	780	636
Disposal of Land and Building	4(c)	130,000	0	1,453,369
Contribution from Other Parties		3,490,000	0	0
Grant and Contribution for the Development of Assets		1,074,648	7,034,407	572,867
		<b>4,717,474</b>	<b>7,243,666</b>	<b>2,231,914</b>
<b>Net cash flows from investing activities</b>		<b>(19,462,193)</b>	<b>(19,018,434)</b>	<b>(7,924,796)</b>
<b>Cash Flows From Financing Activities</b>				
Borrowings		6,852,800	5,493,914	3,724,749
Repayment of Borrowings		0	(855,140)	(4,789,089)
Net increase in Bonds and Deposits		0	380,822	258,674
<b>Net cash flow from financing activities</b>		<b>6,852,800</b>	<b>5,019,596</b>	<b>(805,666)</b>
<b>Net Increase/(Decrease) In Cash Held</b>		<b>(5,808,835)</b>	<b>(3,089,731)</b>	<b>2,069,734</b>
<b>Cash at 1 July 2007</b>		<b>13,574,562</b>	<b>13,792,296</b>	<b>11,722,562</b>
<b>Cash at 30 June 2008</b>	12(b)	<b>7,765,727</b>	<b>10,702,564</b>	<b>13,792,296</b>

This statement is to be read in conjunction with the accompanying notes.

# Rate Setting Statement

## for the year ended 30 June 2008

	Note	Budget 2007/08 \$	Actual 2007/08 \$
<b>OPERATING REVENUE (Excluding Rates)</b>			
General Purpose Funding		2,112,597	2,372,935
Governance		15,830	12,566
Law, Order and Public Safety		73,333	64,072
Health		137,410	158,321
Education and Welfare		209,000	425,373
Community Amenities		499,690	670,184
Recreation and Culture		5,667,460	5,705,519
Transport		3,469,530	4,203,612
Economic Services		227,720	436,400
Other Property and Services		93,470	486,211
General Administration (Allocated)		2,610	5,469
		<b>12,508,650</b>	<b>14,540,662</b>
<b>LESS EXPENDITURE</b>			
General Purpose Funding		(940,874)	(993,250)
Governance		(1,732,940)	(1,884,445)
Law, Order and Public Safety		(806,593)	(866,447)
Health		(764,082)	(755,972)
Education and Welfare		(894,246)	(946,463)
Community Amenities		(4,924,908)	(4,908,820)
Recreation and Culture		(11,208,726)	(12,021,078)
Transport		(7,485,606)	(7,646,978)
Economic Services		(885,632)	(869,766)
Other Property and Services		(820,949)	(1,581,009)
General Administration (Allocated)		3,224	(5,360)
		<b>(30,461,332)</b>	<b>(32,479,588)</b>
		<b>(17,952,682)</b>	<b>(17,938,925)</b>
<b>NET</b>			
<b>NON CASH EXPENDITURE AND REVENUE</b>			
Prov Employee Benefit (non-current) adjustment		0	2,273
Deferred Rates adjustment		0	(20,384)
Write Back Non-Cash Items Depreciation		5,616,195	5,544,507
Contribution for Boundary Change		0	6,200,843
Contributions/Grant for the Development of Assets		4,564,648	3,072,867
		<b>(7,771,839)</b>	<b>(3,138,819)</b>
<b>ACQUISITION OF NON-CURRENT ASSETS</b>			
Purchase Buildings Assets		(7,916,974)	(15,871,058)
Purchase Infrastructure Assets		(9,934,028)	(7,141,464)
Purchase Plant and Equipment		(1,487,450)	(1,606,897)
Purchase Furniture and Equipment		(538,150)	(522,422)
Work in progress (Uncompleted Works)		0	(1,120,259)
Proceed from Disposal of Assets		130,000	209,259
Proceed of new Loan		6,852,800	5,600,000
Investment		0	(54,694)
Repayments Loan Capital		(855,141)	(855,140)
Transfer to Reserves		(2,965,600)	(6,001,847)
Transfer from Reserves		5,293,614	7,270,617
		<b>(11,420,929)</b>	<b>(20,093,905)</b>
		<b>(19,192,768)</b>	<b>(23,232,724)</b>
<b>DEMAND FROM RESOURCES</b>			
<b>ADD SURPLUS/(DEFICIT) 1 JULY 07 B/FWD</b>		<b>2,435,190</b>	<b>6,995,328</b>
<b>LESS SURPLUS/(DEFICIT) 30 JUNE 08C/FWD</b>		<b>0</b>	<b>509,074</b>
<b>AMOUNT TO BE MADE UP FROM RATES</b>	24	<b>(16,757,578)</b>	<b>(16,746,470)</b>

# Notes to and forming part of the Financial Statements for the year ended 30 June 2008

## 1. SIGNIFICANT ACCOUNTING POLICIES

The significant policies which have been adopted in the preparation of these financial statements are:

### (a) Basis of Preparation

The financial report is a general purpose financial report which has been prepared in accordance with applicable Australian Accounting Standard, other mandatory professional reporting requirements and the *Local Government Act 1995* and accompanying regulations. The report has also been prepared on the accrual basis under the convention of historical cost accounting.

#### Critical Accounting Estimates

The preparation of a financial report in conformity with Australian Accounting Standards requires management to make a judgment, estimates and assumptions that effect the application of policies and reported amounts of assets and liabilities, income and expenses.

The estimates and associated assumptions are based on historical experience and various other factors that are believed to be reasonable under the circumstances; the results of which form the basis of making the judgment about carrying values of assets and liabilities that are not readily apparent from other sources. Actual results may differ from these estimates.

### (b) The Local Government Reporting Entity

All Funds through which the Council controls resources to carry on its functions have been included in the financial statements forming part of this financial report.

In the process of reporting on the local government as a single unit, all transactions and balances between those Funds (for example, transfers between Funds) have been eliminated.

#### Trust Funds

As the Town performs only a custodial role in respect of these monies, and because the monies cannot be used for Council purposes, they are excluded from the financial statements.

A separate statement of these monies appears at Note 19 to these financial statements.

Amounts received as bonds, deposits and retention amounts controlled by Council are included in the amount disclosed as "creditors" within current liabilities.

### (c) Property, Plant and Equipment

#### (i) Cost and Valuation

Property, plant and equipment and infrastructure are carried at cost.

Any gain or loss on disposal of assets is determined as the difference between the carrying amount of the asset at the time of disposal and the proceeds from disposal and is included in the operating results in the year of disposal.

Fixed assets with acquisition costs of less than \$500 have not been capitalised.

Land under roads is not recognised in the Balance Sheet.

Signs and Litter Bins are considered immaterial and have not been capitalised.

#### (ii) Depreciation of Non-Current Assets

Items of property, plant and equipment, including infrastructure and buildings but excluding freehold land, are depreciated over their estimated useful lives on a straight line basis, using rates which are reviewed each reporting period.

Major depreciation periods are:

Asset Description	Life Expectancy
Buildings	10 - 50 years
Furniture and Equipment	2 - 10 years
Plant and Equipment	3 - 15 years
Bores/Pumps	10 - 20 years
Playground Equipment	10 years
Motor Vehicles	5 - 10 years
Roads – Sealed/Kerbed/Drained	33 years
Footpaths – Insitu Concrete	40 years
Footpaths – Slab	20 years
Parking – Sealed/Kerbed/Drained	40 years
Parking – Lighting	30 years
Rights of Way – Sealed/Kerbed/Drained	40 years
Drainage	80 years
Fencing	20 years
Park Furniture/Street Furniture	10 - 30 years

Assets are depreciated from the date of acquisition or, in respect of internally constructed assets, from the time an asset is completed and held ready for use.

#### (iii) Revaluation of Non-Current Assets

Certain assets classes may be revalued on a regular basis such that the carrying values are not materially different from fair value. For infrastructure and other asset classes where no active market exists, fair value is determined to be the current replacement cost of an asset less, where applicable, accumulated depreciation calculated on the basis of such cost to reflect the already consumed or expired future economic benefits of

## Notes to and forming part of the Financial Statements for the year ended 30 June 2008

the asset. Those assets carried at a revalued amount, being their fair value at the date of revaluation less any subsequent accumulated depreciation and accumulated impairment losses, are to be revalued with sufficient regularity to ensure the carrying amount does not differ materially from that determined using fair value at reporting date. The revaluation of infrastructure assets was undertaken this year.

#### *(iv) Assets Acquisition from Boundary Changes*

Under the *Local Government Act 1995*, Local Government (Change of District Boundaries) Orders 2007, made by the Governor in Executive Council, on the recommendation of the Minister under section 2.1 and 2.2 of the Act, portions of land and infrastructure assets were acquired from the City of Perth and City of Stirling. This order came into operation on the 1 July 2007. Infrastructure assets were taken up at cost and revalued as at 30 June 2008.

#### **(d) Employee Entitlements**

The provisions for employee benefits relates to amounts expected to be paid for long service leave, annual leave, wages and salaries and are calculated as follows:

##### *(i) Wages, Salaries, Annual Leave and Long Service Leave (Short-term Benefits)*

The provision for employees' benefits to wages, salaries, annual leave and long service leave expected to be settled within twelve months represents the amount the municipality has a present obligation to pay resulting from employees' services provided to balance date. The provision has been calculated at nominal amounts based on remuneration rates the Council expects to pay and includes related on-costs.

##### *(ii) Long Service Leave (Long-term Benefits)*

The provision for employees' benefits for long service leave expected to be settled more than twelve months from the reporting date represents the present value of the estimated future cash outflows to be made by the employer resulting from the employees' service to balance date.

#### **(e) Trade and Other Receivables**

Trade receivables, which generally have 30-90 day terms, are recognised initially at fair value and subsequently measured at amortised cost using the effective interest rate method, less any allowance for uncollectible amounts.

Collectability of trade receivables is reviewed on an ongoing basis. Debts that are known to be uncollectible are written off when identified. An allowance for doubtful debts is raised when there is objective evidence that they will not be collectible.

#### **(f) Leases**

The Council has no obligations under finance leases at balance date.

In respect of operating leases, where the lessor effectively retains substantially the entire risks and benefits incidental to ownership of the leased items, lease payments are charged to expense over the lease term.

#### **(g) Rates, Grants, Donations and other Contributions**

The rating and reporting periods coincide. Control over assets acquired from rates is obtained at the commencement of the rating period or, where earlier, upon receipt of rates.

Grants, donations and other contributions are recognised as revenues when the Council obtains control over the assets comprising the contributions. Control over granted assets is normally obtained upon their receipt or upon prior notification that a grant has been secured, and the timing of commencement of control depends upon the arrangements that exist between the grantor and the Council. Contributions not received over which the Council has control are recognised as receivables.

Where contributions recognised as revenues during the reporting period were obtained on the condition that they be expended in a particular manner or used over a particular period, and those conditions were undischarged at the reporting date, the nature of and amounts pertaining to those undischarged conditions are disclosed in Note 5. The note also discloses the amount of contributions recognised as revenues in a previous reporting period which were obtained in respect of the Council's operations for the current reporting period.

#### **(h) Inventories**

##### General

Inventories are valued at the lower of cost and net realisable value. Net realisable value is the estimated selling price in the ordinary course of business less the estimated costs of completion and the estimated costs necessary to make the sale.

Inventories held from trading are classified as current even if not expected to be realised in the next twelve months.

##### Land Held for Resale

Land purchased for development and/or resale is valued at the lower of cost and net realisable value. Cost includes the cost of acquisition, development and interest incurred on the financing of that land during its development. Interest and holding charges incurred after development is complete are recognised as expenses.

Revenue arising from the sale of property is recognised in the Income Statement as at the time of signing a binding contract of sale.

#### **(i) Interest in Regional Council**

The Council is participant with six other Councils, namely the Cities of Joondalup, Wanneroo, Stirling, Perth and the Towns of Cambridge and Victoria Park in two regional councils.

## Notes to and forming part of the Financial Statements for the year ended 30 June 2008

Information about the Mindarie Regional Council and the Tamala Park Regional Council are set out in Note 20.

### **(j) Cash and cash equivalents**

Cash and cash equivalents in the Balance Sheet comprise cash at bank and in hand and short-term deposits with an original maturity of three months or less that are readily convertible to known amounts of cash and which are subject to an insignificant risk of changes in value.

For the purposes of the Cash Flow Statement, cash and cash equivalents consist of cash and cash equivalents as defined above, net of outstanding bank overdrafts. Bank overdrafts are included as short-term borrowings in current liabilities on the Balance Sheet.

### **(k) Trade and Other Payables**

Trade and other payables are carried at amortised cost. They represent liabilities for goods and services provided to the Town prior to the end of the financial year that are unpaid and arise when the Town becomes obliged to make future payments in respect of the purchase of these goods and services. The amounts are unsecured and are usually paid within thirty days of recognition.

### **(l) Goods and Services Tax**

In accordance with recommended practice, revenues, expenses and assets capitalised are stated net of any GST recoverable. Receivables and payables in the Balance Sheet are stated inclusive of applicable GST.

### **(m) Impairment of Assets**

Assets are tested for impairment where an impairment trigger (per AIFRSs) has occurred. To the extent any impairment is determined, this will be recognised immediately in the operating statement.

Based on the assessment performed to date, it is not anticipated any such adjustment will be significant.

### **(n) Interest-Bearing Loans and Borrowings**

All loans and borrowing are initially recognised at the fair value of the consideration received less directly attributable transaction costs. Fees paid on the establishment of loan facilities that are yield related are included as part of the carrying amount of the loans and borrowings. Borrowings are classified as current liabilities unless Council has an unconditional right to defer settlement of the liability for at least twelve months after the Balance Sheet date.

### **(o) Investment and Other Financial Assets**

#### Classification

Council classifies its investments in the following categories: financial assets at fair value through profit or loss; loans and receivables; held-to-maturity investments and available-for-sale financial assets.

The classification depends on the purpose for which the investments were acquired. Management determines the classification of its investments at initial recognition and, in the case of assets classified as held-to-maturity, re-evaluates this designation at each reporting date.

#### *(i) Financial Assets at Fair Value through Profit and Loss*

Financial assets at fair value through profit or loss are financial assets held for trading. A financial asset is classified in this category if acquired principally for the purpose of selling in the short term. Derivatives are classified as held for trading unless they are designated as hedges. Assets in this category are classified as current assets.

#### *(ii) Loans and Receivables*

Loans and receivables are non-derivative financial assets with fixed or determinable payments that are not quoted in an active market. They are included in current assets, except for those with maturities greater than twelve months after the Balance Sheet date which are classified as non-current assets. Loans and receivables are included in trade and other receivables in the Balance Sheet.

#### *(iii) Held-to-Maturity Investments*

Held-to-maturity investments are non-derivative financial assets with fixed or determinable payments and fixed maturities that the Council's management has the positive intention and ability to hold to maturity. If Council were to sell other than an insignificant amount of held-to-maturity financial assets, the whole category would be tainted and reclassified as available-for-sale. Held-to-maturity financial assets are included in non-current assets, except for those with maturities less than twelve months from the reporting date, which are classified as current assets.

#### *(iv) Available-for-Sale Financial Assets*

Available-for-sale financial assets, comprising principally marketable equity securities, are non-derivatives that are either designated in this category or not classified in any of the other categories. They are included in non-current assets unless management intends to dispose of the investment within twelve months of the Balance Sheet date. Investments are designated as available-for-sale if they do not have fixed maturities and fixed or determinable payments and management intends to hold them for the medium to long term.

#### Recognition and Derecognition

Regular purchases and sales of financial assets are recognised on trade-date – the date on which Council commits to purchase or sell the asset. Investments are initially recognised at fair value plus transaction costs for all financial assets not carried at fair value through profit or loss. Financial assets carried at fair value through profit or loss is initially recognised at fair value and transaction costs are expensed in the Income Statement. Financial assets are derecognised when the rights to receive cash flows from the financial assets have expired or have been transferred and Council has transferred substantially all the risks and rewards of ownership.

## Notes to and forming part of the Financial Statements for the year ended 30 June 2008

When securities classified as available-for-sale are sold, the accumulated fair value adjustments recognised in equity are included in the Income Statement as gains and losses from investment securities.

### Subsequent Measurement

Loans and receivables and held-to-maturity investments are carried at amortised cost using the effective interest method.

Available-for-sale financial assets and financial assets at fair value through profit and loss are subsequently carried at fair value. Gains or losses arising from changes in the fair value of the financial assets at fair value through profit or loss category are presented in the Income Statement within other income or other expenses in the period in which they arise. Dividend income from financial assets at fair value through profit and loss is recognised in the Income Statement as part of revenue from continuing operations when Council's right to receive payments is established. Changes in the fair value of other monetary and non-monetary securities classified as available-for-sale are recognised in equity.

### Impairment

Council assesses at each balance date whether there is objective evidence that a financial asset or group of financial assets is impaired. In the case of equity securities classified as available-for-sale, a significant or prolonged decline in the fair value of a security below its cost is considered as an indicator that the securities are impaired. If any such evidence exists for available-for-sale financial assets, the cumulative loss – measured as the difference between the acquisition cost and the current fair value, less any impairment loss on that financial asset previously recognised in profit or loss – is removed from equity and recognised in the Income Statement. Impairment losses recognised in the Income Statement on equity instruments classified as available-for-sale are not reversed through the Income Statement.

### **(p) Provisions**

Provisions are recognised when: the Council has a present legal or constructive obligation as a result of past events; it is more likely than not that an outflow of resources will be required to settle the obligation; and the amount has been reliably estimated. Provisions are not recognised for future operating losses.

Where there are a number of similar obligations, the likelihood that an outflow will be required in settlement is determined by considering the class of obligations as a whole. A provision is recognised even if the likelihood of an outflow with respect to any one item included in the same class of obligations may be small.

### **(q) Impairment**

In accordance with Australian Accounting Standards, the Town's assets, other than inventories, are assessed at each reporting date to determine whether there is any indication they may be impaired.

Where such an indication exists, an estimate of the recoverable amount of the asset is made in accordance with AASB 136 "Impairment of Assets" and appropriate adjustments are made.

An impairment loss is recognised whenever the carrying amount of an asset or its cash-generating unit exceeds its recoverable amount. Impairment losses are recognised in the Income Statement.

For non-cash generating assets such as roads, drains, public buildings and the like, value in use is represented by the depreciated replacement cost of the asset.

### **(r) Estimation of Fair Value**

The fair value of financial assets and financial liabilities must be estimated for recognition and measurement or for disclosure purposes.

The fair value of financial instruments traded in active markets is based on quoted market prices at the Balance Sheet date.

The fair value of financial instruments that are not traded in an active market is determined using valuation techniques. Council uses a variety of methods and makes assumptions that are based on market conditions existing at each balance date. These include the use of recent arm's length transactions, reference to other instruments that are substantially the same, discounted cash flow analysis, and option pricing models making maximum use of market inputs and relying as little as possible on entity-specific inputs.

Quoted market prices or dealer quotes for similar instruments are used for long-term debt instruments held. Other techniques, such as estimated discounted cash flows, are used to determine fair value for the remaining financial instruments.

The nominal value less estimated credit adjustments of trade receivables and payables are assumed to approximate their fair values. The fair value of financial liabilities for disclosure purposes is estimated by discounting the future contractual cash flows at the current market interest rate that is available to the Council for similar financial instruments.

### **(s) Rounding**

All figures shown in the financial report have been rounded off to the nearest dollar and some minor variations between schedules may result.

### **(t) Comparatives**

Comparative figures are, where appropriate, reclassified as to be comparable with the figures presented for the current financial year.

### **(u) New Accounting Standards and Interpretations**

Australian Accounting Standards and Interpretations that have recently been issued or amended but are not yet effective have not been adopted by the Council for the annual reporting period ending 30 June 2008.



## Notes to and forming part of the Financial Statements for the year ended 30 June 2008

Council's assessment of these new standards and interpretations is set out below:

Title and Topic	Issued	Applicable (*)	Impact
(i) AASB-I 12 Service Concession Arrangements, AASB 2007-1 Amendments to Australian Accounting Standards arising from AASB Interpretation 12, revised UIG 4 Determining whether an Arrangement contains a Lease and revised UIG 129 Service Concession Arrangements	Feb 2007	1 Jan 2008	Nil – Council is not party to any Service Concession Arrangements.
(ii) AASB 8 Operating Segments and AASB 2007-3 Amendments to Australian Accounting Standards arising from AASB 8	Feb 2007	1 Jan 2009	Nil – The Standard is not applicable to not-for-profit entities.
(iii) Revised AASB 123 Borrowing Costs and AASB 2007-6 Amendments to Australian Accounting Standards arising from AASB 123 [AASB 1, AASB 101, AASB 107, AASB 111, AASB 116 & AASB 138 and Interpretations 1 & 12]	Jun 2007	1 Jan 2009	Nil – Council already capitalises borrowing costs relating to qualifying assets.
(iv) AASB-I 13 Customer Loyalty Programmes	Aug 2007	1 Jul 2008	Nil – Council has no Customer Loyalty Programmes.
(v) AASB-I 14 The Limit on a Defined Benefit Asset, Minimum Funding Requirements and their Interaction	Aug 2007	1 Jan 2008	Nil – The Interpretation provides guidance on the maximum amount that may be recognised as an asset in defined benefit plans. There is not expected to be any impact on the financial statements.
(vi) AASB 1049 Whole of Government and General Government Sector Financial	Oct 2007	1 Jul 2008 (+)	Nil – The Standard is not applicable to local governments.
(vii) Revised AASB 101 Presentation of Financial Statements and AASB 2007-8 Amendments to Australian Accounting Standards arising from AASB 101 and AASB 2007-10 Further Amendments to Australian Accounting Standards arising from AASB 101	Sep 2007 & Dec 2007	1 Jan 2009	Nil – The revised Standard requires the presentation of a statement of comprehensive income and makes changes to the statement of changes in equity, but will not affect any of the amounts recognised in the financial statements.
viii) AASB 1050 Administered Items: AASB 1051 Land Under Roads, AASB 1052 Disaggregated Disclosures, revised AASB 1004 Contributions, AASB 2007-9 Amendments to Australian Accounting Standards arising from the review of AAS 27, AAS 29 and AAS 31 and revised interpretation 1038 Contributions by Owners Made to Wholly-Owned Public Sector Entities	Dec 2007	1 Jul 2008 (+)	<ul style="list-style-type: none"> <li>• AASB 1050 is only applicable to Government departments and will have no impact on Council.</li> <li>• AASB 1051 will allow Council to recognise or not recognise land under roads acquired before 30 June 2008. Land under roads acquired after 30 June 2008 must be recognised.</li> <li>• AASB 1052 requires disclosure of financial information by function or activity. Council already provides this information so there will be no additional impact on the financial statements.</li> <li>• This Standard will have a significant impact on the Council's financial statements.</li> <li>• AASB 1004 requires contributions made to Council to be recognised at fair value when they are controlled and to be appropriately disclosed. Council already accounts for contributions in this manner so there will be no additional impact on the financial statements.</li> </ul>

Notes:

(\*) – Applicable to reporting periods commencing on or after the given date.

(+) – Applicable to not for profit and/or public sector entities only.

# Notes to and forming part of the Financial Statements for the year ended 30 June 2008

## 2. COMPONENT FUNCTIONS/ACTIVITIES

In order to discharge its responsibilities to the community, the Council has developed a set of operational and financial objectives. These objectives have been established both on an overall basis reflected by the Council's Mission and Vision Statement and for each of its broad activities/programmes.

These objectives provide a framework for the future direction of the Town of Vincent.

### **Council Vision**

*A sustainable and caring community built with vibrancy and diversity*

### **Council Purpose**

*To provide and facilitate services for a safe, healthy and sustainable community*

### **Guiding Values**

#### **Excellence & Service**

*We aim to pursue and deliver the highest possible standard of service and professionalism to the Vincent community*

#### **Honesty & Integrity**

*We are honest, fair, consistent, accountable, open and transparent in our dealings with each other and are committed to building trust and mutual respect.*

#### **Caring & Empathy**

*We are committed to the wellbeing and needs of our employees and community and value each others views and contributions.*

#### **Innovation & Diversity**

*We encourage creativity, innovation and initiative to realise the vibrancy and diversity of our vision.*

#### **Teamwork & Commitment**

*Effective teamwork is vital to our organisation and we encourage co-operation, teamwork and commitment within and between our employees and our business partners and community.*

The Operating Statements are presented in a programme format using the following classifications:

#### *GOVERNANCE*

This schedule details costs and revenues associated with the Governance of the Town. These include Members of Council and other costs involved in supporting members and governing the Town.

#### *GENERAL PURPOSE FUNDING*

This schedule records detail of rate revenue and general purpose grants allocated by the WA Local Government Grants Commission as well as expenditures associated with this (rates collection, investment of funds).

#### *LAW, ORDER AND PUBLIC SAFETY*

This programme covers costs associated with Animal Control, Fire Prevention and other Law and Order services generally associated with Local Law control.

#### *HEALTH*

This programme covers Health Administration and Inspection, Child Health Clinics, Immunisation Clinics, Food Control and Pest Control Services.

#### *EDUCATION AND WELFARE*

The major costs here relate to staff involved in co-ordinating welfare, disability and youth services and donations to various community welfare groups serving the Town.

#### *COMMUNITY AMENITIES*

This programme covers activities of household refuse and recycling, other sanitation including public litter bins and bulk rubbish collections, as well as town planning and regional development administration, protection of the environment and bus shelters and street furniture.

#### *RECREATION AND CULTURE*

This programme covers activities associated with public halls, recreation administration, sports grounds, parks and reserves, Beatty Park Leisure Centre, Vincent Library and cultural activities.

#### *TRANSPORT*

The principal operating areas here relate to maintenance of footpaths, drains, street cleaning, verges and medians, roads and kerbs, rights of way, crossovers, street trees and road reserves. Parking control and operation of car parks is also covered.

#### *ECONOMIC SERVICES*

This programme covers costs associated with building control and area promotion.

#### *OTHER PROPERTY AND SERVICES*

This programme is principally a clearing area where costs associated with public works overheads are accumulated and then subsequently dispersed to other expense areas. Other activities include plant operation costs, insurance claims and properties held for civic purposes.

#### *ADMINISTRATION GENERAL*

This schedule accumulates costs associated with executive management, financial services, administrative services and computing which cannot be directly charged to other programmes. Costs are then allocated to other programmes using Activity Based Costing techniques.

## Notes to and forming part of the Financial Statements for the year ended 30 June 2008

### 3. (a) INCOME STATEMENT CLASSIFIED BY NATURE AND TYPE

	Note	Budget 2007/08 \$	Actual 2007/08 \$	Actual 2006/07 \$
<b>OPERATING REVENUE</b>				
Rates	24	16,757,578	16,746,470	15,053,768
Grants and Subsidies	22	2,453,748	1,627,927	1,358,428
Contributions, Reimbursement and Donations		3,589,020	9,087,540	6,344,428
Profit /(Loss) on Asset Disposals	4(c)	152,826	72,093	1,426,273
Service Charge		0	(85,312)	4,176,058
Fees and Charges	21	9,418,619	11,279,504	10,165,612
Interest Earnings	3(b)	1,222,700	1,449,087	1,255,645
Other Revenue/Income		389,211	2,033,017	2,026,449
		<b>33,983,702</b>	<b>42,210,327</b>	<b>41,806,660</b>
<b>OPERATING EXPENDITURE</b>				
Employee Costs		12,088,473	15,339,532	13,134,334
Materials and Contracts		11,368,431	10,983,545	9,215,290
Utilities		1,201,410	1,367,264	1,240,335
Insurance Expenses		186,823	175,951	215,662
Interest Expenses		0	947,677	774,520
Depreciation of Non-Current Assets	4(b)	5,616,195	5,544,507	5,487,378
Other Expenditure		0	(301,498)	(123,393)
		<b>30,461,332</b>	<b>34,056,978</b>	<b>29,944,127</b>
<b>NET RESULTS</b>		<b>\$3,522,370</b>	<b>\$8,153,349</b>	<b>\$11,862,533</b>

### (b) INTEREST EARNINGS

	Budget 2007/08 \$	Actual 2007/08 \$	Actual 2006/07 \$
<b>Interest Earnings</b>			
Municipal	675,100	811,555	629,006
Reserve	547,600	628,847	626,639
	<b>\$1,222,700</b>	<b>\$1,449,087</b>	<b>\$1,255,645</b>

## Notes to and forming part of the Financial Statements for the year ended 30 June 2008

### 4. (a) ASSETS CLASSIFIED BY FUNCTION AND ACTIVITY

	<b>Actual 2007/08 \$</b>	<b>Actual 2006/07 \$</b>
General Purpose Funding	3,186,260	6,780,923
Governance	5,273,888	5,009,423
Law, Order and Public Safety	14,276	13,277
Health	2,316,929	2,208,283
Education and Welfare	2,967,014	2,593,496
Community Amenities	4,927,488	4,453,198
Recreation and Culture	68,270,884	55,624,561
Transport	63,758,923	57,297,889
Economic Services	0	26,041
Other Property and Services	5,225,848	6,079,640
	<b>\$155,941,510</b>	<b>\$140,086,731</b>

### (b) DEPRECIATION

Depreciation expense for the financial year was charged in respect of:

	<b>Actual 2007/08 \$</b>	<b>Actual 2006/07 \$</b>
Buildings	1,739,163	1,749,950
Infrastructure Assets	2,891,252	2,869,545
Plant and Mobile Equipment	771,020	734,406
Office Furniture and Equipment	143,072	133,477
	<b>\$5,544,507</b>	<b>\$5,487,378</b>

### (c) DISPOSAL OF ASSETS BY CLASS

	<b>Budget Net Book Value \$</b>	<b>Actual Net Book Value \$</b>	<b>Budget Sale Price \$</b>	<b>Actual Sale Price \$</b>	<b>Budget Gain (Loss) \$</b>	<b>Actual Gain (Loss) \$</b>
Plant and Mobile Equipment	107,674	134,086	130,500	208,479	22,826	74,393
Office Furniture and Equipment	-	3,080	-	780	-	(2,300)
Land and Building Assets	-	-	130,000	-	130,000	-
<b>Total</b>	<b>107,674</b>	<b>137,166</b>	<b>260,500</b>	<b>209,259</b>	<b>152,826</b>	<b>72,093</b>

## Notes to and forming part of the Financial Statements for the year ended 30 June 2008

### 5. CONDITIONS OVER CONTRIBUTIONS

Grants which were recognised as revenues during the reporting period and which were obtained on the condition that they be expended for the purposes for which they were granted but have yet to be applied in that manner at the reporting date were:

	<b>Actual 2007/08 \$</b>	<b>Actual 2007/08 \$</b>
Roads to Recovery Grants		171,943
Turner Street – Wright to Lord	18,351	
Leslie Street – Stanley to Joel	11,012	
Wright Street – Turner to Broome	22,291	
Burt Street – Monmouth to Norfolk	52,835	
Mary Street – William to Beaufort	37,399	
Hobart Street – Loftus to Edinboro	10,652	
Merredin Street – Green to Scarborough Beach Road	16,128	
	<b>\$168,668</b>	<b>\$171,943</b>

Grants which were recognised as revenues in a previous reporting period and were expended during the current reporting period in the manner specified by the grantor were:

	<b>Actual 2006/07 \$</b>	<b>Actual 2006/07 \$</b>
Roads to Recovery Grants		150,646
Egina Street – Purslowe to Scarborough Beach Road	27,496	
Kalgoorlie Street – Berryman to Ashby	41,723	
Shakespeare Street – Hobart to Scarborough Beach Road	13,359	
Chelmsford Street – William to Leake	12,229	
Shakespeare Street – Woodstock to Hobart	29,777	
Vine Street – Vine to Claverton	8,466	
Seldon Street – Ellesmere to Eton	17,442	
	<b>\$150,823</b>	<b>\$150,646</b>
	<b>Actual 2007/08 \$</b>	<b>Actual 2006/07 \$</b>
Roads to Recovery Grant Carried forward	<b>\$37,959</b>	<b>\$34,684</b>

## Notes to and forming part of the Financial Statements for the year ended 30 June 2008

### 6. TRADE AND OTHER RECEIVABLES

<b>Current</b>	<b>Actual 2007/08 \$</b>	<b>Actual 2006/07 \$</b>
Rates	138,255	136,432
Works and Services	1,963,232	4,347,193
Property Rental/Leases	141,215	94,225
Rubbish Charges	0	1,109
Other	555,594	71,194
Accrued Income	205,298	413,464
Infringements	785,670	573,652
Less Provision for Impairment of Receivables	(1,080)	(2,220)
	<b>\$3,788,184</b>	<b>\$5,635,049</b>
	<b>Actual 2007/08 \$</b>	<b>Actual 2006/07 \$</b>
<b>Non-Current</b>		
Pensioners' Rates Deferred	167,282	146,899
	<b>\$167,282</b>	<b>\$146,899</b>

#### **Works and Services (Underground Power)**

The amount of \$1,920,915 related to instalments receivable from the total of Works and Services of \$4,347,193 from the Town of Vincent inaugural State Underground Power Highgate East project in 2006/2007.

#### **Pensioners' Rates Deferred**

The amount of \$167,282 in 2007/2008 relates to Council Rates deferred by pensioners in accordance with the *Rates and Charges (Rebates and Deferments) Act 1992*. During the 2006/2007 year the deferred rates amounted to \$146,899.

# Notes to and forming part of the Financial Statements for the year ended 30 June 2008

## 7. OTHER ASSETS

### Investments

Investments are made in accordance with the *Western Australia Trustee Act 1962* (as amended). All investments are recorded at cost.

<b>Current</b>	<b>Actual 2007/08 \$</b>	<b>Actual 2006/07 \$</b>
Investments – Shares in North Perth Community Financial Services Limited	11,000	11,000
Deposit and Prepayment	179,478	122,362
	<b>\$190,478</b>	<b>\$133,362</b>

## 8. PROVISIONS, TRADE AND OTHER PAYABLES

<b>Payable – Current</b>	<b>Actual 2007/08 \$</b>	<b>Actual 2006/07 \$</b>
Creditors	2,628,027	687,408
Bonds and Deposits	2,356,011	1,975,189
Income Received in Advance	231,261	54,733
Accrued Expenses	692,809	762,844
	<b>\$5,908,108</b>	<b>\$3,480,174</b>

<b>Provisions – Current</b>	<b>Actual 2007/08 \$</b>	<b>Actual 2006/07 \$</b>
Annual Leave	1089,738	857,685
Long Service Leave	344,568	234,282
	<b>\$1,434,306</b>	<b>\$1,091,967</b>

<b>Provisions – Non-Current</b>	<b>Actual 2007/08 \$</b>	<b>Actual 2006/07 \$</b>
Leave Entitlements	627,954	625,681
Long Service Leave	<b>\$627,654</b>	<b>\$625,681</b>

## Notes to and forming part of the Financial Statements for the year ended 30 June 2008

### 9. (a) PROPERTY, PLANT AND EQUIPMENT, INFRASTRUCTURE ASSETS

	<b>Actual 2007/08 \$</b>	<b>Actual 2006/07 \$</b>
Land: at cost	6,383,401	4,943,401
Buildings: at cost	86,371,596	71,940,538
Less: Accumulated Depreciation	(33,050,372)	(31,311,209)
	<u>53,321,224</u>	<u>40,629,329</u>
Roads: at cost	0	78,760,282
Roads – at Management Valuation	74,777,388	0
Less: Accumulated Depreciation	(40,809,436)	(52,253,802)
	<u>33,967,952</u>	<u>26,506,480</u>
Drainage: at cost	23,984,245	23,271,087
Less: Accumulated Depreciation	(8,950,352)	(8,804,907)
	<u>15,033,893</u>	<u>14,466,180</u>
Park Development: at cost	12,494,673	11,127,418
Less: Accumulated Depreciation	0	0
	<u>12,494,673</u>	<u>11,127,418</u>
Car Park Development: at cost	10,155,398	6,178,863
Less: Accumulated Depreciation	(2,037,873)	(1,931,825)
	<u>8,117,525</u>	<u>4,247,038</u>
Other Infrastructure Assets: at cost	6,792,433	6,117,505
Less: Accumulated Depreciation	(2,041,040)	(2,043,593)
	<u>4,751,392</u>	<u>4,073,912</u>
Plant and Mobile Equipment: at cost	6,998,346	6,162,660
Less: Accumulated Depreciation	(3,615,608)	(3,481,713)
	<u>3,382,738</u>	<u>2,680,947</u>
Office Furniture and Equipment: at cost	3,097,302	2,721,606
Less: Accumulated Depreciation	(2,274,092)	(2,274,666)
	<u>823,210</u>	<u>446,940</u>



## Notes to and forming part of the Financial Statements for the year ended 30 June 2008

	<b>Actual 2007/08 \$</b>	<b>Actual 2006/07 \$</b>
Work in Progress – Parks Development	149,847	533,693
Work in Progress – Car Parks	229,084	0
Work in Progress – Rights of Way	6,594	0
Work in Progress – Roads	647,974	407,171
Work in Progress – Buildings	71,822	3,380,559
Work in Progress – Drainage	556	0
Work in Progress – Street Furniture	0	88,123
Work in Progress – Underground Power	0	2,505,579
Work in Progress – Parks Furniture	0	10,000
Work in Progress – Footpaths	14,383	7,590
Total Work in Progress	<u>1,120,260</u>	<u>6,932,715</u>
<b>Total Fixed Assets</b>	<b><u>\$139,396,269</u></b>	<b><u>\$118,696,672</u></b>

Revaluation was undertaken using the ROMAN Asset management system based on written down replacement value. The valuation was undertaken on 30 June 2008.

Assets at cost are subjected to an annual assessment as to whether there is any indication an asset may have been impaired in accordance with AASB 136 "Impairment of Assets".

## Notes to and forming part of the Financial Statements for the year ended 30 June 2008

### 9. (b) PROPERTY, PLANT AND EQUIPMENT, INFRASTRUCTURE ASSETS MOVEMENT IN CARRYING AMOUNTS

Movements in the carrying amounts for each class of property, plant, equipment and infrastructure assets between the beginning and end of the current financial year.

	LAND	BUILDINGS	PLANT & EQUIPMENT	OFFICE FURNITURE & EQUIPMENT	ROADS	DRAINAGE	PARK DEVELOPMENT	CAR PARK DEVELOPMENT	OTHER INFRASTRUCTURE ASSETS	WORK IN PROGRESS	TOTAL
Balance at beginning of year	4,943,401	40,629,329	2,680,947	446,940	28,960,182	14,466,180	11,127,418	4,247,038	4,262,522	6,932,715	18,696,672
Additions		142,226	1,606,897	522,422						17,789,712	20,061,257
Addition Boundary change	1,440,000	39,000			3,735,202	626,794			359,847		6,200,843
Transfers between assets classes		14,249,832			3,607,101	86,364	1,367,255	3,976,534	315,081	(23,602,167)	0
Revaluation increments/ (decrements)					119,170						119,170
Disposals			(134,086)	(3,080)							(137,166)
Depreciation Expense		(1,739,163)	(771,020)	(143,072)	(2,453,703)	(145,445)		(106,047)	(186,057)		(5,544,507)
Carrying Amount at end of the year	6,383,401	53,321,224	3,382,738	823,210	33,967,952	15,033,893	12,494,673	8,117,525	4,751,393	1,120,260	139,396,269

# Notes to and forming part of the Financial Statements for the year ended 30 June 2008

## 10. CASH RESERVES

On restructuring the City of Perth, the Town of Vincent was provided with several specific cash reserves which were transferred to the Town by Order of the Governor under Section 13 of the *Local Government Act 1960*. The Town has also established other specific reserves to provide for future capital works. The specific reserves have been established for the following purposes:

### **(a) BEATTY PARK LEISURE CENTRE RESERVE**

This reserve was established for the major upgrade and redevelopment of the Beatty Park Leisure Centre including major plant and equipment purchases. Transfers represent the before depreciation operating surplus of the Centre. The exact amount transferred will depend upon the surplus achieved.

### **(b) STRATEGIC WASTE MANAGEMENT RESERVE**

This reserve was established in 2001/2002 for the investigation and implementation of integrated waste management strategies/programmes and initiatives (including secondary waste treatment and costs associated with the redevelopment of Lot 118 Tamala Park).

### **(c) LOFTUS RECREATION CENTRE RESERVE**

Contributions are made to the Council by the lessee of the Loftus Recreation Centre. These funds are held in a cash backed reserve for the purpose of replacing major items of plant and equipment or modifications to the Centre.

### **(d) LOFTUS COMMUNITY CENTRE RESERVE**

Contributions are made to the Council by the lessee of the Loftus Community Centre. These funds are held in a cash backed reserve for the purpose of replacing major items of plant and equipment or modifications to the Centre.

### **(e) PLANT AND EQUIPMENT RESERVE**

This reserve was established for the purchase of replacement plant and equipment associated with Council's works. An annual transfer is made to this reserve to minimise the impact of major purchases in any one year.

### **(f) WASTE MANAGEMENT RESERVE**

This reserve was established for the purpose of replacing plant and equipment associated with Council's waste management operations. An annual transfer is made to this reserve to minimise the impact of major purchases in any one year.

### **(g) LAND AND BUILDING ASSET ACQUISITION RESERVE**

This reserve was established from proceeds of sale of land. The purpose of the reserve is to ensure that proceeds of real assets disposed of are restricted to purchase other land and buildings for civic purposes.

### **(h) CAPITAL RESERVE**

This was established in 1995/1996 with the allocation of \$1,000,000 from the Infrastructure Account established under the *City of Perth Restructuring Act*. The reserve exists for future major capital works.

### **(i) ADMINISTRATION CENTRE RESERVE**

This reserve was established for the purpose of providing for major renovation and maintenance/repairs associated with the Administration and Civic Centre.

### **(j) CAR PARKING DEVELOPMENT RESERVE**

This reserve was established from payment of cash-in-lieu of car parking from developers and is to be used to upgrade existing car parks or the establishment of new car parks.

### **(k) ELECTRONIC EQUIPMENT RESERVE**

This reserve was established for the purpose of replacement and major upgrade of computing equipment owned by the Town.

### **(l) AGED PERSONS SENIOR CITIZENS RESERVE**

This reserve was established in 1997/1998 from a contribution from the Board of Leederville Gardens Retirement Village for the purpose of the acquisition, provision, maintenance, management or extension of the existing Leederville Gardens Village, or the purchase or construction of a similar type of village for senior citizens or provision of aged or senior citizens' facilities, within the Town's boundaries.

### **(m) LEEDERVILLE OVAL RESERVE**

This reserve was established in 1998/1999 with the allocation of \$1,000,000 from the Infrastructure Account established under the *City of Perth Restructuring Act*. The purpose of this reserve is for the redevelopment of Leederville Oval.

### **(n) LEN FLETCHER PAVILION RESERVE**

This reserve was established in 1998/1999 with the allocation of \$250,000 from the Infrastructure Account established under the *City of Perth Restructuring Act*. The purpose of this reserve is for works associated with the renovation/maintenance/repairs/demolition of Len Fletcher Pavilion and associated land.

## Notes to and forming part of the Financial Statements for the year ended 30 June 2008

### **(o) LIGHT FLEET REPLACEMENT RESERVE**

This reserve was established in 2001/2002 to fund the replacement of the light vehicle fleet which is now contracted to occur every three years. An annual transfer is made to this reserve, which minimises the impact of the capital outlay for the light vehicle fleet in the year of the replacement of fleet.

### **(p) UNDERGROUND POWER RESERVE**

This reserve was established in 1998/1999 with the allocation of \$20,000 for the purpose of funding Council's possible contribution to underground power projects considered by the State Government.

### **(q) OFFICE BUILDING RESERVE**

This reserve was established at the Ordinary Council meeting of 13 May 2003 for major building upgrade, maintenance, repairs, renovation and replacement of fixtures and fittings associated with the new Department of Sport and Recreation land and building.

### **(r) PERTH OVAL RESERVE**

This reserve was established at the Special Council meeting of 30 October 2001 for work associated with the maintenance, repairs, upgrade and replacement of Perth Oval buildings, fixtures, fittings and associated land.

### **(s) PERTH OVAL RESERVE STAGE 2**

This reserve was established for work associated with the redevelopment, maintenance, repairs, upgrade and replacement of Perth Oval Stage 2 project of buildings, fixtures, fittings and associated land.

### **(t) STATE INDOOR MULTI USE SPORTS CENTRE RESERVE**

This reserve was established at the Ordinary Council meeting of 23 July 2002 for works associated with the maintenance, repairs, alterations, upgrade and replacement of the proposed State Indoor Multi Use Sports Centre buildings, major plant and equipment, fixtures, fittings and associated land.

### **(u) HYDE PARK LAKE RESERVE**

At the Special Council Meeting held on 12 July 2005, this reserve was established for works associated with the investigation, maintenance, remedial works and rehabilitation of the Hyde Park Lakes and surrounds.

The following reserve funds will be used as and when the need arises:

- Administration Centre Reserve
- Land and Building Asset Acquisition Reserve
- Capital Reserve
- Aged Persons Senior Citizens Reserve
- Leederville Oval
- Len Fletcher Pavilion Reserve
- Strategic Waste Management Reserve
- Perth Oval Reserve
- Perth Oval Reserve Stage 2
- State Indoor Multi Use Sports Centre Reserve
- Office Building Reserve
- Hyde Park Lake Reserve

The following reserve funds are established to minimise the impact of major expenditure on any one Budget and varying levels of expenditure will occur from year to year as required:

- Beatty Park Leisure Centre Reserve
- Car Parking Development Reserve
- Electronic Equipment Reserve
- Loftus Community Centre Reserve
- Loftus Recreation Centre Reserve
- Plant and Equipment Reserve
- Waste Management Reserve
- Underground Power Reserve
- Light Fleet Replacement Reserve

## Notes to and forming part of the Financial Statements for the year ended 30 June 2008

	<b>Budget 2007/08 \$</b>	<b>Actual 2007/08 \$</b>	<b>Actual 2006/07 \$</b>
<b>Beatty Park Leisure Centre</b>			
Opening Balance 1 July 2007	297,730	238,295	64,367
Transfer from Accumulated Surplus	721,758	736,342	311,952
Transfer to Accumulated Surplus	(191,350)	(140,250)	(138,024)
Closing Balance 30 June 2008	828,138	834,387	238,295
<b>Strategic Waste Management</b>			
Opening Balance 1 July 2007	53,014	53,494	39,540
Transfer from Accumulated Surplus	3,240	3,769	13,954
Transfer to Accumulated Surplus	0	0	0
Closing Balance 30 June 2008	56,254	57,262	53,494
<b>Loftus Recreation Centre</b>			
Opening Balance 1 July 2007	284,407	91,993	227,129
Transfer from Accumulated Surplus	59,516	46,138	59,864
Transfer to Accumulated Surplus	(343,923)	(138,131)	(195,000)
Closing Balance 30 June 2008	0	0	91,993
<b>Loftus Community Centre</b>			
Opening Balance 1 July 2007	56,214	56,734	53,199
Transfer from Accumulated Surplus	2,357	3,197	3,535
Transfer to Accumulated Surplus	(58,571)	(58,571)	0
Closing Balance 30 June 2008	0	1,360	56,734
<b>Plant and Equipment Reserve</b>			
Opening Balance 1 July 2007	505,778	426,929	560,863
Transfer from Accumulated Surplus	343,314	347,101	131,804
Transfer to Accumulated Surplus	(197,000)	(138,876)	(265,738)
Closing Balance 30 June 2008	652,092	635,154	426,929
<b>Waste Management Reserve</b>			
Opening Balance 1 July 2007	1,145,433	1,156,046	1,084,003
Transfer from Accumulated Surplus	388,780	411,210	72,043
Transfer to Accumulated Surplus	(810,000)	(819,730)	0
Closing Balance 30 June 2008	724,213	747,526	1,156,046
<b>Land and Building Asset Acquisition</b>			
Opening Balance 1 July 2007	321,990	324,973	304,721
Transfer from Accumulated Surplus	19,440	22,894	20,252
Transfer to Accumulated Surplus	0	0	0
Closing Balance 30 June 2008	341,430	347,867	324,973

## Notes to and forming part of the Financial Statements for the year ended 30 June 2008

	<b>Budget 2007/08 \$</b>	<b>Actual 2007/08 \$</b>	<b>Actual 2006/07 \$</b>
<b>Capital Reserve</b>			
Opening Balance 1 July 2007	1,465,503	1,419,198	1,349,562
Transfer from Accumulated Surplus	189,353	209,728	292,003
Transfer to Accumulated Surplus	(1,124,413)	(1,628,926)	(222,367)
Closing Balance 30 June 2008	530,443	0	1,419,198
<b>Administration Centre Reserve</b>			
Opening Balance 1 July 2007	329,775	330,733	291,278
Transfer from Accumulated Surplus	44,380	45,725	45,060
Transfer to Accumulated Surplus	(46,500)	(287,403)	(5,605)
Closing Balance 30 June 2008	325,655	89,055	330,733
<b>Car Parking Development Reserve</b>			
Opening Balance 1 July 2007	38,878	39,239	36,793
Transfer from Accumulated Surplus	2,346	2,764	2,446
Transfer to Accumulated Surplus	0	0	0
Closing Balance 30 June 2008	41,224	42,003	39,239
<b>Electronic Equipment Reserve</b>			
Opening Balance 1 July 2007	48,398	48,825	43,454
Transfer from Accumulated Surplus	32,163	34,317	23,032
Transfer to Accumulated Surplus	(58,000)	(40,929)	(17,661)
Closing Balance 30 June 2008	22,561	42,213	48,825
<b>Aged Persons Senior Citizens Reserve</b>			
Opening Balance 1 July 2007	2,131,095	2,343,640	2,013,500
Transfer from Accumulated Surplus	151,415	165,109	330,140
Transfer to Accumulated Surplus	0	(152,687)	0
Closing Balance 30 June 2008	2,282,510	2,356,062	2,343,640
<b>Leederville Oval Reserve</b>			
Opening Balance 1 July 2007	191,598	193,323	137,717
Transfer from Accumulated Surplus	14,099	10,108	55,606
Transfer to Accumulated Surplus	(30,000)	(61,568)	0
Closing Balance 30 June 2008	175,697	141,863	193,323
<b>Len Fletcher Pavilion Reserve</b>			
Opening Balance 1 July 2007	373,294	376,750	353,271
Transfer from Accumulated Surplus	22,500	21,106	23,479
Transfer to Accumulated Surplus	(395,794)	(397,856)	0
Closing Balance 30 June 2008	0	0	376,750

## Notes to and forming part of the Financial Statements for the year ended 30 June 2008

	<b>Budget 2007/08 \$</b>	<b>Actual 2007/08 \$</b>	<b>Actual 2006/07 \$</b>
<b>Light Fleet Replacement Reserve</b>			
Opening Balance 1 July 2007	33,278	16,924	58,903
Transfer from Accumulated Surplus	251,166	254,553	197,777
Transfer to Accumulated Surplus	(203,000)	(105,104)	(239,756)
Closing Balance 30 June 2008	81,444	166,373	16,924
<b>Underground Power Reserve</b>			
Opening Balance 1 July 2007	31,053	31,341	29,372
Transfer from Accumulated Surplus	108,961	105,498	1,969
Transfer to Accumulated Surplus	0	0	0
Closing Balance 30 June 2008	140,014	136,839	31,341
<b>State Indoor Multi-use Sport Centre Reserve</b>			
Opening Balance 1 July 2007	1,764,756	102,782	1,889,737
Transfer from Accumulated Surplus	70,307	3,067,676	118,045
Transfer to Accumulated Surplus	(1,835,063)	(3,170,458)	(1,905,000)
Closing Balance 30 June 2008	0	0	102,782
<b>Perth Oval Reserve</b>			
Opening Balance 1 July 2007	328,448	325,442	213,934
Transfer from Accumulated Surplus	128,305	132,414	117,448
Transfer to Accumulated Surplus	0	(73,226)	(5,940)
Closing Balance 30 June 2008	456,753	384,630	325,442
<b>Perth Oval Reserve Stage 2</b>			
Opening Balance 1 July 2007	396,060	407,196	530,742
Transfer from Accumulated Surplus	25,800	28,686	35,274
Transfer to Accumulated Surplus	0	0	(158,820)
Closing Balance 30 June 2008	421,860	435,882	407,196
<b>Office Building Reserve</b>			
Opening Balance 1 July	135,325	136,545	98,996
Transfer from Accumulated Surplus	40,957	42,672	37,549
Transfer to Accumulated Surplus	0	0	0
Closing Balance 30 June	176,282	179,217	136,545
<b>Hyde Park Lake Reserve</b>			
Opening Balance 1 July	14,924	13,735	(31,247)
Transfer from Accumulated Surplus	302,443	310,837	49,441
Transfer to Accumulated Surplus	0	(56,902)	(4,459)
Closing Balance 30 June	317,367	267,670	13,735
<b>Total Cash Reserves at 30 June</b>	<b>\$7,573,937</b>	<b>\$6,863,363</b>	<b>\$8,134,135</b>

## Notes to and forming part of the Financial Statements for the year ended 30 June 2008

### 11. CASH AND CASH EQUIVALENT

	<b>Actual 2007/08 \$</b>	<b>Actual 2006/07 \$</b>
Cash on Hand	5,109	11,328
Cash at Bank	447,455	1,473,132
Short Term Investments	10,250,000	12,307,836
	<b><u>\$10,702,564</u></b>	<b><u>\$13,792,296</u></b>

The following restrictions have been imposed by regulations or other externally imposed requirements:

	<b>Actual 2007/08 \$</b>	<b>Actual 2006/07 \$</b>
Reserves as shown in Note 10	6,865,363	8,134,135
Unspent Grants/Contributions	37,959	34,684
Bonds and Deposits Received in Advance	2,356,011	1,975,189
Total Restricted	9,259,333	10,144,008
Total Unrestricted	1,443,231	3,648,288
	<b><u>\$10,702,564</u></b>	<b><u>\$13,792,296</u></b>



# Notes to and forming part of the Financial Statements for the year ended 30 June 2008

## 12. NOTES TO THE CASH FLOW STATEMENT

### (a) RECONCILIATION OF NET CASH PROVIDED BY OPERATING ACTIVITIES TO NET RESULT

	<b>Actual 2007/08 \$</b>	<b>Actual 2006/07 \$</b>
Change in Net Assets Resulting from Operations		
Adjustment for items not involving the movement of Cash:		
Depreciation	8,153,349	11,862,533
Non cash contribution	5,544,507	5,487,378
(Gain)/Loss on Sale of Property, Plant and Equipment	(6,200,844)	0
	(72,093)	(1,426,273)
	<u>7,424,919</u>	<u>15,923,638</u>
Revenues Provided by:		
Government Grants – Non-Operating	(833,564)	(572,867)
	<u>(833,564)</u>	<u>(572,867)</u>
Change in Operating Assets and Liabilities		
Increase/(Decrease) in Provisions	344,612	166,141
Increase/(Decrease) Income Received in Advance	176,528	(165,672)
Increase/(Decrease) in Accrued Expenses	63,179	(169,577)
Increase/(Decrease) in Creditors	1,678,093	1,334,315
Decrease/(Increase) in Debtors	2,101,781	(4,492,620)
Decrease/(Increase) in Investments	(54,694)	(1,323,930)
Decrease/(Increase) in Prepayments	(57,115)	32,455
(Increase)/Decrease in Stock on Hand	40,413	4,032
GST Movement	(145,988)	(41,806)
(Increase)/Decrease in Accrued Interest	170,943	106,088
	<u>4,317,752</u>	<u>(4,550,574)</u>
Net Cash Provided by Operating Activities	<b><u>\$10,909,107</u></b>	<b><u>\$10,800,196</u></b>

### (b) RECONCILIATION OF CASH

For the purposes of the cash flow statement, the Town of Vincent considers cash to include cash on hand and in banks and investments net of outstanding bank overdrafts and non-cash investments. Cash at the end of the reporting period as shown in the cash flow statement is reconciled to the related items in the statement of financial position as follows:

	<b>Actual 2007/08 \$</b>	<b>Actual 2006/07 \$</b>
Cash on Hand	5,109	11,328
Cash at Bank	447,455	1,473,132
Short Term Investments	10,250,000	12,307,836
	<b><u>\$10,702,564</u></b>	<b><u>\$13,792,296</u></b>

## Notes to and forming part of the Financial Statements for the year ended 30 June 2008

### 13. SUPERANNUATION

The Town of Vincent complies with the minimum obligations under Federal law and contributes in respect of its employees to one of the following superannuation plans:

#### **WA LOCAL GOVERNMENT SUPERANNUATION PLAN**

The Council contributes, in respect of certain of its employees, to an accumulated benefit superannuation fund established in respect of all Councils in the State. In accordance with statutory requirements, the Council contributes to the WA Local Government Superannuation Plan (“the plan”) amounts nominated by the Council. As such, assets are accumulated in the plan to meet members’ benefits as they accrue. The audited financial report of the plan as at 30 June 2007, which was not subject to audit qualification, indicates that the assets of the plan are sufficient to meet accrued benefits. No liability of the Council has been recognised as at the reporting date in respect of superannuation benefits for its employees.

#### **CITY OF PERTH SUPERANNUATION FUND**

The Council contributes, in respect of certain former City of Perth employees, to a defined benefit superannuation plan. In accordance with statutory requirements, the Council contributes to the City of Perth Superannuation Fund (“the plan”) amounts determined by the plan actuary in respect of contributory members. In respect of non-contributory members, the Council contributes at the minimum Award/SGC contribution rate. As such, assets are accumulated in the plan to meet members’ benefits as they accrue. The latest available audited financial report of the plan as at 30 June 2007, which was not subject to audit qualification, indicated that the assets of the plan are sufficient to meet accrued benefits. The last full actuarial assessment of the plan was undertaken as at 30 June 2002 by Mercer Human Resource Consulting Pty Ltd.

The employer contribution rate for contributory members is 14% of salary.

The amount of statutory superannuation contributions paid by the Council during the reporting period was \$983,829. During the 2006/07 year the contributions were \$861,247.

## Notes to and forming part of the Financial Statements for the year ended 30 June 2008

### 14. EMPLOYEES' REMUNERATION

Number of employees of the Council, in bands of \$10,000, entitled to an annual salary of \$100,000 or more.

Salary Range	2007/08	2006/07
	\$	\$
100,000 - 109,999	1	-
110,000 - 119,999	3	3
120,000 - 129,999	-	-
130,000 - 139,999	-	-
140,000 - 149,999	-	-
150,000 - 159,999	-	1
160,000 - 169,999	1	-

### 15. EMPLOYEE NUMBERS

	2007/08	2006/07
The number of full-time equivalent Employees at balance date	196	196

### 16. CONTINGENT LIABILITIES

An Ordinary Council Meeting will be held at Town of Vincent prior to the end of the calendar year to accept the Deed of Guarantee to satisfy the financial security requirements relating to the tender currently under review by the Mindarie Regional Council for the construction of a Resource Recovery Facility at Neerabup. The Town's maximum exposure under the Deed of Guarantee is \$7.33 million. The Deed of Guarantee will only crystallise if:

- Mindarie Regional Council is unable to meet the payments and there is a Mindarie Regional Council default under the Resource Recovery Facility Agreement (RRFA);
- There is a Force Majeure Event.

Force Majeure Events will be limited due to insurance and can be narrowed down to the following:

- War risks, confiscations, nationalisation;
- Nuclear attacks, radiation, contamination by radio activity from nuclear waste etc;
- Sea damage, tidal wave or high water or storm surge;
- Spontaneous combustion, fermentation or any process involving application of heat.

# Notes to and forming part of the Financial Statements for the year ended 30 June 2008

## 17. BORROWINGS

Loan Purpose	Loan No.	Lender	Date Advanced or Renegotiated	Duration (Years)	Maturity Date	Principal	Interest Rate%	Instalments \$	Frequency (Periods/Year)	Balance as at 1 July 2007	Budget Loan Repayment	Principal Repayment During Year Ending 30 June 2008	Interest Repayment During Year Ending 30 June 2008	Total Repayment During Year Ending 30 June 2008	Balance as at 30 June 2008
Office Building	2	WA Treasury Corp	1/12/03	15	1/12/19	6,509,470	6.48%	35,339	12	6,543,955	118	118	424,146	424,264	6,543,837
Underground Power	4	WA Treasury Corp	15/2/07	4	15/2/11	3,758,380	6.51%	751,676	1	3,006,704	751,676	751,676	146,802	898,478	2,255,028
Loftus Centre - Belgravia	5	WA Treasury Corp	27/07	20	1/7/27	3,000,000	6.35%	22,099	12	3,000,000	70,848	70,848	172,243	243,091	2,929,152
Loftus Centre UG Car Park	6	WA Treasury Corp	1/8/07	5	1/8/12	2,600,000	6.52%	117,258	2	2,600,000	32,498	32,498	84,760	117,258	2,567,502
						15,867,850						855,140	827,951	1,683,091	14,295,519
												-	170,943	-	170,943
												855,140	998,894	1,683,091	14,466,462

Accrued Interest Loan No. 2,4,5 & 6

Loan Liability

Note: The bank loans are secured by mortgages over the property and the revenue of the Council.  
There were new loans raised in 2007/2008

Bank Overdraft  
Current  
Non-Current  
Total Non-Current

-  
1,085,611  
13,380,851  
14,466,462

## Notes to and forming part of the Financial Statements for the year ended 30 June 2008

### 18. OPERATING LEASE COMMITMENTS

At the reporting date, the Town of Vincent had the following obligations under non-cancelable operating leases (these obligations are not recognised as liabilities):

	<b>Actual 2007/08 \$</b>	<b>Actual 2006/07 \$</b>
Not longer than 1 year	64,130	56,379
Longer than 1 year and not longer than 2 years	63,433	53,693
Longer than 2 years and not longer than 5 years	34,806	62,236
Longer than five years	267	0
	<b>\$162,636</b>	<b>\$172,308</b>

At the reporting date the Town of Vincent has no obligations for other finance lease commitments.

### 19. TRUST FUNDS

Funds over which the Town has no control and which are not included in the Financial Statements are as follows:

	<b>Actual 2007/08 \$</b>	<b>Actual 2006/07 \$</b>
Opening Balance	18,875	19,302
<b>Receipts</b>		
Unclaimed Monies	0	0
<b>Total Receipts</b>	0	0
<b>Payments</b>		
Unclaimed Monies	2,621	427
<b>Total Payments</b>	<b>2,621</b>	<b>427</b>
<b>Closing Balance</b>	<b>\$21,496</b>	<b>\$18,875</b>

As the Town performs only a custodial role in respect of these monies and because the monies cannot be used for Council purposes, they are excluded from the Financial Statements.

## Notes to and forming part of the Financial Statements for the year ended 30 June 2008

### 20. OTHER FINANCIAL ASSETS

#### INTEREST IN REGIONAL COUNCIL

##### (a) Mindarie Regional Council

The Mindarie Regional Council was formally constituted in December 1987. The Town of Vincent, along with the Cities of Perth, Wanneroo, Joondalup, Stirling and Towns of Victoria Park and Cambridge, is a member of the Mindarie Regional Council. The primary function of the Regional Council under the constitution agreement is for the orderly and efficient treatment and/or disposal of waste.

The Town of Vincent has a one twelfth (1/12) equity in the land and assets of the refuse disposal facility as per the constitution amendment (dated 25 November 1996) that recognises the Town as a member of the Mindarie Regional Council.

	2007/08	2006/07
	\$	\$
<b>Non-Current Assets</b>		
Other Financial Assets	127,378	100,541

##### (b) Tamala Park Regional Council

The Tamala Park Regional Council was formally constituted in February 2006. The Town of Vincent along with the Cities of Joondalup, Wanneroo, Stirling, Perth and the Towns of Cambridge and Victoria Park, is a member of the Tamala Park regional Council. The seven participants are joint owners of Lot 118 Mindarie, which is an area of 432 hectares situated in the local authority district of Wanneroo. Part of the land is used by the Mindarie Regional Council as a refuse landfill.

The Tamala Park Regional Council has been established for the specific purpose of creating an urban development of 165 hectares immediately north of the area leased to the Mindarie Regional Council.

	2007/08	2006/07
	\$	\$
<b>Non-Current Assets</b>		
Other Financial Assets	1,351,787	1,323,930

## Notes to and forming part of the Financial Statements for the year ended 30 June 2008

### 21. FEES AND CHARGES BY PROGRAMME

Programme	2007/08	2006/07
	\$	\$
Governance	157,290	140,187
General Purpose Funding	0	0
Law, Order and Public Safety	52,946	46,441
Health	10,997	26,322
Education and Welfare	208,133	187,531
Community Amenities	96,928	86,006
Recreation and Culture	5,736,299	5,892,208
Transport	3,321,551	2,650,665
Economic Services	59,384	73,186
Other Property and Services	1,225,998	953,355
General Administration	409,978	109,711
	<b>\$11,279,504</b>	<b>\$10,165,612</b>

### 22. GRANT REVENUES

By Nature and Type	2007/08	2006/07
	\$	\$
Grant and subsidies – operating	794,363	785,561
Grant and subsidies – non-operating	833,564	572,867
	<b>\$1,627,927</b>	<b>\$1,358,428</b>

By Programme	2007/08	2006/07
	\$	\$
General Purpose Funding	483,015	722,645
Law, Order and Public Safety	272,858	0
Health	0	10,976
Education and Welfare	199,891	0
Community Amenities	2,000	10,399
Recreation and Culture	16,721	16,363
Transport	627,777	572,553
Other Property and Services	25,665	25,492
	<b>\$1,627,927</b>	<b>\$1,358,428</b>

## Notes to and forming part of the Financial Statements for the year ended 30 June 2008

### 23. MEMBERS' FEES AND ALLOWANCES

	<b>Budget 2007/08 \$</b>	<b>Actual 2007/08 \$</b>	<b>Actual 2006/07 \$</b>
<b>Annual Meeting Fee (Section 5.99)</b>			
Mayor			
Councillors (8)	70,000	70,348	70,000
	<u>\$70,000</u>	<u>\$70,348</u>	<u>\$70,000</u>
<b>Annual Allowance (Section 5.98 (5)(b))</b>			
Mayor	44,000	47,002	46,374
Deputy Mayor	11,300	10,920	11,820
	<u>\$55,300</u>	<u>\$57,922</u>	<u>\$58,194</u>
<b>Prescribed Expense Reimbursement (Section 5.98 (2))</b>			
Telephone Rental/Call Costs/Connection/Reconnection	18,000	14,905	11,385
Travelling Expenses	1,500	2,153	402
Child Care	1,000	0	0
Stationery/Printing	1,000	1,855	548
Other expenses	4,500	3,481	0
	<u>\$26,000</u>	<u>\$22,394</u>	<u>\$12,335</u>
<b>Total</b>	<b><u>\$151,300</u></b>	<b><u>\$150,664</u></b>	<b><u>\$140,529</u></b>



# Notes to and forming part of the Financial Statements for the year ended 30 June 2008

## 24. STATEMENT OF RATING INFORMATION

	Rateable Value \$	Rate In Dollar Cents	Budget 2007/08 \$	Actual 2007/08 \$	Actual 2006/07 \$
<b>RATE REVENUE</b>					
<b>Gross Rental Values</b>					
General Rate					
15,960 Assessments	180,341,456	8.38	15,618,578	15,112,614	14,109,108
Minimum Rate					
1640 Assessments @ \$515	10,078,759	@515	855,000	844,600	806,000
Interim Rates	13,248,936	8.38	247,000	753,658	112,045
Back Rates	458,807	Various	9,000	38,448	3,451
<b>Total General Rates Levied</b>	<b>204,127,953</b>		<b>16,729,578</b>	<b>16,749,320</b>	<b>15,030,604</b>
Ex Gratia Rates					
55 Assessments	670,336	8.38	57,000	56,174	56,108
	<b>204,798,289</b>		<b>16,786,578</b>	<b>16,805,494</b>	<b>15,086,712</b>
Less Rates Written Off			(29,000)	(59,024)	(32,944)
<b>Total Amount Made Up From Rates</b>			<b>16,757,578</b>	<b>16,746,470</b>	<b>15,053,768</b>
Plus Non Payment Penalties					
Instalment Interest @ 5.5%			64,100	74,995	60,422
Penalty Interest @ 11%			67,000	69,104	45,399
Administration Charge – \$4 per instalment			54,400	53,928	47,728
Legal Costs Recovered			30,000	15,926	40,767
			<b>\$16,973,078</b>	<b>\$16,960,423</b>	<b>\$15,248,084</b>

Council issued rates on 6 August 2007, with payment to be made either in full by 10 September 2007 (35 days from date of issue of notices) or by four instalments as provided for in the *Local Government Act 1995*.

The due dates for each instalment were:

- First Instalment                    10 September 2007
- Second Instalment                12 November 2007
- Third Instalment                    14 January 2008
- Fourth Instalment                 17 March 2008

## Notes to and forming part of the Financial Statements for the year ended 30 June 2008

### 25. FINANCIAL RISK MANAGEMENT

Council's activities expose it to a variety of financial risks including price risk, credit risk, liquidity risk and interest rate risk. The Council's overall risk management focuses on the unpredictability of financial markets and seeks to minimise potential adverse effects on the financial performance of the Council.

Council does not engage in transactions expressed in foreign currencies and is therefore not subject to foreign currency risk.

Financial risk management is carried out by the finance area under policies approved by the Council.

The Council held the following financial instruments at balance date:

	Carrying Value		Fair Value	
	Actual 2007/08 \$	Actual 2007/08 \$	Actual 2007/08 \$	Actual 2006/07 \$
<b>Financial Assets</b>				
Cash and Cash Equivalents	10,702,564	13,792,296	10,702,564	13,792,296
Receivables	3,955,466	5,781,948	3,955,466	5,781,948
	<b>14,658,030</b>	<b>19,574,244</b>	<b>14,658,030</b>	<b>19,574,244</b>
<b>Financial Liabilities</b>				
Payables	5,908,108	3,480,174	5,908,108	3,480,174
Borrowings	14,466,461	9,656,746	8,702,057	5,683,052
	<b>20,374,569</b>	<b>13,136,920</b>	<b>14,610,165</b>	<b>9,163,226</b>

Fair value is determined as follows:

- Cash and Cash Equivalents, Receivables, Payables – estimated to the carrying value which approximates net market value.
- Borrowings – estimated future cash flows discounted by the current market interest rates applicable to assets and liabilities with similar risk profiles.

#### (a) Cash and Cash Equivalents

Council's objective is to maximise its return on cash and investments whilst maintaining an adequate level of liquidity and preserving capital. The finance area manages the cash and investments portfolio. Council has an investment policy and the policy is subject to review by Council. An Investment Report is provided to Council on a monthly basis setting out the make-up and performance of the portfolio.

The major risk associated with investments is price risk – the risk that the capital value of investments may fluctuate due to changes in market prices, whether these changes are caused by factors specific to individual financial instruments of their issuers or factors affecting similar instruments traded in a market.

Cash and investments are also subject to interest rate risk – the risk that movements in interest rates could affect returns. The weighted effective average interest for all the cash and cash equivalent for the year was 7.47% (2006/2007 was 6.14%).

Another risk associated with cash and investments is credit risk – the risk that a contracting entity will not complete its obligations under a financial instrument resulting in a financial loss to Council.

## Notes to and forming part of the Financial Statements for the year ended 30 June 2008

### SENSITIVITY ANALYSIS

	<b>30 June 2008</b>	<b>30 June 2007</b>
	<b>\$</b>	<b>\$</b>
Impact of a 0.5% movement in interest rates on cash and investments		
- Equity	53,000	69,000
- Income Statement	53,000	69,000

### (b) Receivables

Council's major receivables comprise rates and annual charges and user charges and fees. The major risk associated with these receivables is credit risk – the risk that the debts may not be repaid. Council manages this risk by monitoring outstanding debt and employing debt recovery policies.

Credit risk on rates and annual charges is minimised by the ability of Council to recover these debts as a secured charge over the land – that is, the land can be sold to recover the debt. Council is also able to charge interest on overdue rates and annual charges at higher than market rates, which further encourages payment.

The level of outstanding receivables is monitored against benchmarks for acceptable collection performance.

Council makes suitable provision for doubtful receivables as required and carries out credit checks on most non-rate debtors.

There are no material receivables that have been subject to a re-negotiation of repayment terms.

The profile of the Council's credit risk at balance date was:

	<b>30 June 2008</b>	<b>30 June 2007</b>
	<b>\$</b>	<b>\$</b>
Percentage of Rates and Annual Charges		
- Current	92%	90%
- Overdue greater than 12 months	8%	10%

	<b>30 June 2008</b>	<b>30 June 2007</b>
	<b>\$</b>	<b>\$</b>
Percentage of Other Receivables (exclude Underground Power Charge)		
- Current	64%	71%
- Overdue	36%	29%

## Notes to and forming part of the Financial Statements for the year ended 30 June 2008

### (c) Borrowings

Payables and borrowings are both subject to liquidity risk – that is the risk that insufficient funds may be on hand to meet payment obligations as and when they fall due. Council manages this risk by monitoring its cash flow requirements and liquidity levels and maintaining an adequate cash buffer. Payment terms can be extended and overdraft facilities drawn upon if required.

The contractual undiscounted cash flows of Council's Payables and Borrowings are set out in the Liquidity Sensitivity Table below:

	Due within 1 year \$	Due between 1 & 5 years \$	Due after 5 years \$	Total contractual cash flows \$	Carrying values \$
<b>2008</b>					
Payables	5,908,108	0	0	5,908,108	5,908,108
Borrowings	1,835,174	7,145,698	13,018,916	21,999,788	14,446,462
	7,743,282	7,145,698	13,018,916	27,907,896	20,354,570
<b>2007</b>					
Payables	3,480,174	0	0	3,480,174	3,480,174
Borrowings	1,371,677	4,868,685	8,792,275	15,032,637	9,656,746
	4,851,851	4,868,685	8,792,275	18,512,811	13,136,920

Borrowings are also subject to interest rate risk – the risk that movements in interest rates could adversely affect funding costs. Council manages this risk by borrowing long-term and fixing the interest rate to the situation considered the most advantageous at the time of negotiation.

The following tables set out the carrying amount, by maturity, of the financial instruments exposed to interest rate risks:

	<1 year \$	>1<5 years \$	>5 years \$	Total \$	Weighted Average Effective Interest Rate %
<b>Year Ended 30 June 2008</b>					
<b>Borrowings</b>					
<b>- Fixed Rate</b>					
Debtentures	1,085,600	2,145,920	11,234,942	14,466,462	7.04%
Weighted Average Effective Interest Rate	6.44%	6.75%	7.92%		
<b>Year Ended 30 June 2007</b>					
<b>Borrowings</b>					
<b>- Fixed Rate</b>					
Debtentures	857,881	2,339,262	6,459,603	9,656,746	6.82%
Weighted Average Effective Interest Rate	5.79%	6.75%	7.92%		

## Notes to and forming part of the Financial Statements for the year ended 30 June 2008

### 26. REMUNERATION OF AUDITORS

	Actual 2007/08 \$	Actual 2006/07 \$
Auditing the Financial Reports	11,760	9,450
	<b>\$11,760</b>	<b>\$9,450</b>

### 27. STOCK

	Actual 2007/08 \$	Actual 2006/07 \$
Stock held at the Depot	142,962	169,454
Retail Stock – Beatty Park	74,606	88,528
	<b>\$217,568</b>	<b>\$257,982</b>

### 28. TRADING UNDERTAKINGS, MAJOR TRADING UNDERTAKINGS AND MAJOR LAND TRANSACTIONS

No trading or major trading undertakings and no major land transactions have been undertaken for the year ending 30 June 2008.

### 29. ECONOMIC DEPENDENCY

A significant portion of revenue is received by way of grant from the State and Federal Government. The total of grant revenue from government sources is disclosed in Note 12a.

# Notes to and forming part of the Financial Statements for the year ended 30 June 2008

## 30. FINANCIAL RATIOS OF THE ACCOUNTS

	<u>2008</u>	<u>2007</u>	<u>2006</u>
Current Ratio	0.93:1	2.80:1	1.17:1
Debt Ratio	14.4%	10.6%	11.4%
Outstanding Rates Ratio	0.76%	0.89%	0.94%
Rates Coverage Ratio	50.5%	39.3%	49.5%
Debt Service Ratio	5.5%	14.1%	2.9%
Untied Cash to Trade Creditors Ratio	0.43:1	2.51:1	4.56:1
Gross Debt to Revenue Ratio	34.9%	23.8%	38.5%
Gross Debt to Economically Realisable Assets Ratio	22.1%	19.2%	16.4%

The above ratios are calculated as follows:

Current Ratio	$\frac{\text{(Current Assets – Restricted Assets)}}{\text{(Current Liabilities – Liabilities associated with Restricted Assets)}}$
Debt Ratio	$\frac{\text{Total Liabilities}}{\text{Total Assets}}$
Outstanding Rates Ratio (exclude Pensioners)	$\frac{\text{Rates Outstanding}}{\text{Rates Collectable}}$
Rates Coverage Ratio	$\frac{\text{Net Rates Revenue}}{\text{Operating Revenue}}$
Debt Service Ratio	$\frac{\text{Debt Service Cost}}{\text{Available Operating Revenue}}$
Untied Cash to Trade Creditors Ratio	$\frac{\text{Untied Cash}}{\text{Unpaid Trade Creditors}}$
Gross Debt to Revenue Ratio	$\frac{\text{Gross Debt}}{\text{Total Revenue}}$
Gross Debt to Economically Realisable Assets Ratio	$\frac{\text{Gross Debt}}{\text{Economically Realisable Assets}}$



**TOWN OF VINCENT**

In late 1995 a public competition was conducted to design and create the Town's corporate logo. The joint winners of the competition were Renato Perino and Paul Glasson. The logo was adopted by the Council on 12 February 1996.

The logo concept has been developed combining some of the elements that characterise the diversity of the area. These include:

**THE SUN** – symbolising warmth and energy, reflecting the pleasant lifestyle in this area.

**THE TREE BRANCH** – symbolising the lush, well-kept parks and gardens and a strong commitment to a clean, healthy and safe environment, which are aspects of the Town's outdoors.

**THE BIRD** – symbolising peace, harmony and friendliness which prevails within the Town.

**THE CORNICE** – symbolising the architectural and historic aspect of the area, the cornice features on many character houses and buildings – many of which were built in the late 1890s and early 1900s.

**THE DIAMOND SHAPE** – symbolising strength and prosperity.

The colour values of maroon/deep red are closely associated with the heritage and represent action, youth and vitality which symbolises the Town. The direct opposite colour is green/blue and represents strength and reliability.



**TOWN OF VINCENT**

Administration and Civic Centre  
244 Vincent Street (cnr Loftus), Leederville WA 6007

Phone: 9273 6000 Fax: 9273 6099 TTY: 9273 6078  
Email: [mail@vincent.wa.gov.au](mailto:mail@vincent.wa.gov.au)  
Website: [www.vincent.wa.gov.au](http://www.vincent.wa.gov.au)