

Annual Report - 2006-2007



TOWN OF VINCENT



Enhancing and celebrating our diverse community

Administration and Civic Centre
244 Vincent Street (cnr Loftus), Leederville WA 6007

Phone: 9273 6000 Fax: 9273 6099 TTY: 9273 6078

Email: mail@vincent.wa.gov.au

Website: www.vincent.wa.gov.au

TOWN OF VINCENT

‘Enhancing and celebrating our diverse community’

Our Vision

The vision statement is what we are striving to become, what we will look like in the future. Based on accomplishing key strategic challenges and the outcomes of Vincent Vision 2024, the Town’s vision is:

A sustainable and caring community built with vibrancy and diversity

Our Purpose

The purpose defines the business we are in. It describes our reason for being, and the services and products we provide. Our purpose is:

To provide and facilitate services for a safe, healthy and sustainable community

Our guiding values

The guiding values of the Town of Vincent are those that describe how we want to operate, and all employees are strongly encouraged to align and work to these values.

Excellence & Service

We aim to pursue and deliver the highest possible standard of service and professionalism to the Vincent community.

Honesty & Integrity

We are honest, fair, consistent, accountable, open and transparent in our dealings with each other and are committed to building trust and mutual respect.

Caring & Empathy

We are committed to the well-being and needs of our employees and community and value each others’ views and contributions.

Innovation & Diversity

We encourage creativity, innovation and initiative to realise the vibrancy and diversity of our vision.

Teamwork & Commitment

Effective teamwork is vital to our organisation and we encourage co-operation, teamwork and commitment within and between our employees and our business partners and community.

Plan for the Future and Town of Vincent Strategic Plan 2006-2011

The Town’s Plan for the Future and Strategic Plan 2006-2011 was developed in consultation with major stakeholders including the local community, Council Members and Town employees. The Plan for the Future and Strategic Plan incorporates the Town’s vision, purpose, guiding values and strategic objectives. The Strategic Plan addresses four strategic objectives:

Natural & Built Environment

Improve and maintain the natural and built environment and infrastructure

As a leader in environmental sustainability, the Town continues to promote and enjoy a lifestyle which encourages and celebrates social and economic sustainability.

To ensure a sustainable community, the Town provides and maintains our unique built environment.

Economic Development

Progress economic development with adequate financial resources

The Town will pursue economic and development opportunities to ensure the future financial sustainability of the Town and its business community.

CONTENTS

Community Development

Enhance community development and well-being

The Town is contributing to a positive future for its community by providing a safe environment that meets the changing expectations of our community.

The Town will continue to develop facilities and programmes to meet the needs of our community whilst enhancing and celebrating our diversity.

Leadership, Governance & Management

Ensure good strategic decision-making, governance, leadership and professional management; supported by a positive and desirable workplace with technology for business improvement.

The Town will operate in a responsible, efficient and accountable manner using best practice in all our functions.

By ensuring that employees are informed and empowered, that there are clear lines of communication and encouraging employee participation at all levels of decision-making, the Town will maintain good leadership through positive management.

The Town recognises the importance of proactive, responsive and collaborative leadership and the development of organisational capabilities in achieving our objectives.

Throughout this Annual Report references are made to actions in the Plan for the Future and Strategic Plan 2006-2011 (shown in italics).

Mayor's Report	2
Chief Executive Officer's Report	4
Your Councillors	6
Council Information	7
Senior Officers	10
Chief Executive Officer's Division	11
Corporate Services	14
Environmental and Development Services	24
Technical Services	34
Performance and Workload Indicators	41
Competition Principles Agreement	64
Town Profile	65
Town Map	67
Pie Charts	68
Financial Reports	69



Enhancing and celebrating our diverse community. ^

Cover Photography: Mayor Nick Catania and the Hon Michelle Roberts, Minister for Heritage with the award won by the Town in the 2007 Heritage Council of Western Australia Heritage Awards.

Mayor's Report



Mayor Nick Catania, JP

Elected May 2001

Re-elected 2003-2007

It is with pleasure that I report on Council activities over the 2006-2007 financial year. This year has been a busy one, with a number of projects being finalised and new initiatives introduced in addition to regular programmes designed to

cater to the needs of our diverse community and deliver the services and facilities that we can all enjoy.

Town Expansion

This year saw the Town continue the proposal to have its boundaries changed. It was with delight that we were advised that our bid to have a part of Glendalough east of the Mitchell Freeway transferred to the Town was successful. On 9 February 2007 we were also advised that parts of East and West Perth in the City of Perth were to come under the jurisdiction of the Town. The support of the affected residents, business proprietors and ratepayers in these areas was greatly appreciated and it is because of their desire to change local authorities that we have been able to welcome them to our Town. The City of Perth's attempt to annex a part of the Town was thankfully rejected – due greatly to the fantastic support of our community and in particular the Precinct Groups that lobbied to stay in Vincent. We welcome our new residents and ratepayers into our community from 1 July 2007 and are thrilled that our close-knit community in the West Perth area was not decimated and remains in our care.

Loftus Centre Redevelopment

Works on the \$13.6 million redevelopment of the Loftus Centre commenced this year and the project is progressing exceptionally well. With \$3.6 million in funding from the State Government the Loftus Centre is being transformed into a state-of-the-art sporting facility which will house "the State Gymnastics Centre" – the new home of Gymnastics WA. The Loftus Recreation Centre is being modified to become a centre of sporting excellence, which will also cater specifically for netball and other indoor sports. A very exciting part of the project for the Town is the construction of a new Town Library incorporating a Local History Centre – which will double the size of the Library and be a tremendous asset for the Town and our community. Also included in the redevelopment is an expansion of the Community Centre, improved parking facilities (including underground parking) and landscaping of Leederville Oval public open space (which will allow the public access to the Oval). The new Centre will be a major attraction for the Town and is designed to cater to the needs of our diverse community.

Leederville Masterplan

Concept planning for the proposed Leederville Masterplan continued this year with the launch of the plan to the community to take place

in July 2007. The concept plans represent over two years' of planning for the future development of the Leederville business area which takes a holistic approach to the area bounded by Richmond Street, Oxford Street, Leederville Parade and Loftus Street. The Town looked at a number of objectives – environmental, social and economic – and is working to ensure that as many of the objectives as possible are incorporated into the urban design of Leederville in the future. We are very excited by the concepts that have been suggested and look forward to the comments from our community on the plans so we can progress the Masterplan Project.

Upgrades

This year saw the upgrade of a number of prime areas of the Town including William Street and the Mt Hawthorn Precinct. The Town is systematically working towards improving our areas for the benefit of residents, business owners and visitors. The Town continues to work towards improving amenity and safety for all members of our community and ensures that our upgrading and maintenance programmes are adequately funded, given priority and managed proactively.

Awards

We were honoured this year to be the recipients of a Commendation in the Planning for Ageing Community Category of the 2006 National Awards for Local Government for the Town's Seniors' Strategy.

Having the Town's history of celebrating and preserving heritage recognised by winning the 2007 Outstanding Contribution to Heritage in Western Australia by an Organisation in the Heritage Council of WA Heritage Awards was extremely gratifying.

Initiatives for Seniors

The Town's commitment to our senior members was evidenced again this year with the continuation of a number of programmes (including personal safety alarms, taxi vouchers, motion sensor lights and verge mowing) and the development of new initiatives. As part of our Seniors' Strategy forums were held this year on transport and home help. Information from these forums has been used to help the Town create targeted and beneficial services catering specifically to the needs of our seniors. Seniors were also taken into account during our Crime Prevention and Community Safety forums and the needs of the seniors have been incorporated into our Crime Prevention and Community Safety Plan 2007-2010.

Underground Power

The Town's inaugural underground power project commenced this year with the undergrounding of power in the Highgate East area. It is hoped that this will be the first of many underground power projects for our Town as the benefits of underground distribution of power are numerous and members of our community enthusiastically welcome the idea.

Environmental Initiatives

Like many members of our community for whom environmental issues have been top of mind, the Town recognises that the environment needs to be a priority in all endeavours. We have continued with our commitment to helping to create a sustainable and caring community this year with a number of projects getting underway in addition to our ongoing

programmes. Our Sustainable Environment Plan 2007-2012 provides a framework to help us to enjoy a sustainable future and our Carbon Neutral programme for our fleet of vehicles, Water Wise initiatives and recent undertaking to use Green Power for 25% of our functions are just some of the projects that are helping the Town achieve our sustainability objectives.

Hyde Park Update

Hyde Park has always been an icon in the Town and the effects of the nation's drought conditions and water restrictions has impacted upon the Lakes. The Hyde Park Lakes Working Group has been meeting regularly to progress the restoration of the Hyde Park Lakes and have been looking at a number of restoration options.

The Town would like to thank the many professional individuals and organisations that have assisted with the information that they have provided in trying to resolve what has been identified as a very complex system.

Planning, Building and Heritage

We are fortunate to have a number of buildings and places within our community that highlight the architectural styles through time and which contribute to our unique local history. These heritage places play a key role in creating the character, atmosphere and lifestyle enjoyed in the Town that makes it one of the most highly sought-after and desirable places to live and work. This year the Municipal Heritage Inventory Review was completed in March and we are pleased that the number of places of cultural heritage value to the Town protected was increased by some sixty-five per cent (since 1995). A number of grants, programmes and initiatives are available to people who own places on our heritage list to help them to preserve our local and state heritage and history.

And speaking of local history, this year the Library produced a book, *Our Town*, featuring early photographs from the Local History Collection interspersed with quotes from the oral history recordings. It is a delightful edition and a fitting tribute to our history.

The Town Planning Scheme Review is the other major project currently being undertaken in this area. The review follows on from the directions established by the outcomes of the Vincent Vision 2024 project.

Community Events

Once again I was delighted to be involved in a number of community events and was pleased to meet so many of the residents and ratepayers who play an active role in our Town. Amongst numerous events, including hosting a Christmas Community Barbeque, it was a pleasure to attend National Tree Day, the Anzac Day Service, our ever-popular outdoor concerts, Pioneers' Celebration and Harmony Week activities. This year also saw the inaugural Cappuccino Festival which was a huge success and is destined to be a highlight on our events calendar for years to come! Then there were our many awards and competitions – the Art Award, Film Project, Local History Awards, Visions of Vincent Photographic Competition and Garden Competition – all of which reinforced just how strong our community spirit is.

Minister for Energy, the Hon Francis Logan on-site in Mount Lawley with Mayor >
Nick Catania to view the progress of the Town's inaugural State Underground
Power Project – Highgate East.

The Next Twelve Months

The new financial year is set to be another exciting time for the Town with a number of projects being undertaken and new initiatives constantly being developed in consultation with our community. We start the new year by welcoming a number of new residents and business operators into our community as a result of our successful boundary realignment. With the former Power Station site in East Perth now within our boundary, the release of the State Government's Major Stadia Taskforce Report into the future of stadia in WA is of even greater interest to the Town as we are now charged with the care of two of the areas potentially impacted – the Power Station Site and Members Equity Stadium (Perth Oval).

In addition to our ongoing programmes upgrading our footpaths, roads, parks, playgrounds and community amenities we will also continue with our plans to invigorate and revitalise our precinct town centres.

Appreciation to Chief Executive Officer, Executives and Officers

I would like to express my appreciation for Chief Executive Officer John Giorgi and the Town's officers for their hard work during the last twelve months on behalf of the residents and ratepayers of the Town. We have had a number of major projects on the go over the past few years, and the fact that they have been successfully completed is a credit to the work of the officers, led by the CEO.

I look forward to another exciting and productive year working on behalf of local residents, ratepayers, businesses and visitors to the Town of Vincent.



NICK CATANIA, B.Ec., JP
MAYOR



Chief Executive Officer's Report



It is with pleasure that I report on a busy and most successful year. The Town has continued to consolidate its position as a leading local government with significance and has been acknowledged as a leader in a number of areas. This success is a direct result of a concerted effort to develop the Town's practices

and procedures in order to meet the diverse needs of its ratepayers, residents and visitors, and the many expectations placed upon it. It is pleasing that the Town has received a number of significant awards which acknowledge the Town's expertise and achievements in these areas. These awards are referred to throughout the report. The following is a summary of significant achievements.

Town Boundary Review

In late 2005 the Town submitted two proposals to the Local Government Advisory Board to alter its boundaries to have a part of Glendalough east of the Mitchell Freeway (in the City of Stirling), a part of the City of Perth north of the Graham Farmer Freeway and the suburbs of Mt Lawley, Menora and Coolbinia transferred to the Town. On 9 February 2007 the Town was advised that Glendalough and parts of East and West Perth in the City of Perth were to come under the jurisdiction of the Town. The support of the affected residents, business proprietors and ratepayers in these areas was greatly appreciated and it is because of their desire to change local authorities that we have been able to welcome them to our Town. The City of Perth's attempt to annex a part of the Town was thankfully rejected. The Town's proposal for Mt Lawley, Menora and Coolbinia was unsuccessful. The new boundaries come into effect on 1 July 2007.

Awards

The Town was a recipient of a Commendation in the Planning for Ageing Community Category of the 2006 National Awards for Local Government for the Town's Seniors' Strategy.

The Town was also recognised as a leader in heritage matters by winning the 2007 Outstanding Contribution to Heritage in Western Australia by an Organisation in the Heritage Council of WA Heritage Awards.

Organisational Management

"4.1 Provide good strategic decision-making, governance, leadership and professional management"

Plan for the Future/Strategic Plan

An amendment to the *Local Government Act* deleted the necessity for a Principal Activities Plan to be adopted and this was replaced by

a Plan for the Future. The Plan for the Future, which incorporates the Town's Strategic Plan 2006-2011, Strategic Financial Plan, Strategic Asset Management Plan (Draft) and numerous other key documents, was adopted at the Council meeting held on 21 November 2006.

Organisational Review

As a result of the boundary changes, a review of the organisational structure was carried out to improve efficiency and effectiveness. A number of changes were made and these will be implemented, effective from 1 July 2007.

Council Policies

A number of new Council Policies were adopted during the year as a result of matters which arose. These included 'Recognition of Ratepayers who achieve 100 years', 'Civic Functions', 'Environmental Grants and Awards' and 'Media Statements'. Several policies were also reviewed and adopted including 'Outdoor Eating Areas', 'Street Trees', 'Road Verges, Truncations and Sightlines', 'Residential Parking Permits', 'Percent for Art' and 'Display of Items on Footpaths'.

Local Laws

As part of its governance requirements, the Council authorised a review of the majority of its Local Laws to be carried out. The review included all local laws which were adopted over eight years ago, as the *Local Government Act* requires a review of Local Laws to be carried out every eight years. The local laws were updated and adopted by the Council, advertised for public comment and at the time of writing this report were being finalised.

Economic Development Strategy

"2.1 Progress economic development with adequate financial resources"

Implementation of the Economic Development Strategy commenced, following the allocation of funds from the Council. A timeline for implementation of the recommendations has been prepared.

Infrastructure Development

"1.1.6 Enhance and maintain the Town's infrastructure to provide a safe, healthy, sustainable and functional environment"

Leederville Masterplan

"2.1.7 Implement the Leederville Masterplan"

Implementation of the Leederville Masterplan progressed substantially during the year. The Working Group, comprising Elected Members and Senior Officers, met on numerous occasions. In October 2006 the Council approved, in principle, the draft Masterplan and this was progressed and refined. In June 2007 the Council approved the Masterplan for six weeks' non-statutory public comment. At the time of writing this report, the submissions were being assessed.

Feasibility Study for Vincent Police Station

As reported last year, the Town carried out a Feasibility Study to locate the Vincent Police Station on the land currently occupied by the Leederville Child Care Centre. After considerable investigation, the proposal was not proceeded with, due to the WA Police deciding to locate a major police complex in nearby Northbridge.

Leederville Oval – 'Football Centre of Excellence'

Work continued on the concept plans for the Public Open Space surrounding the Oval and, at the time of writing this report, the concept plans were being considered by the Council. It is expected that works will be carried out in late 2007.

State Indoor Sports Centre – Loftus Centre Redevelopment

The Town tendered the management of the Loftus Recreation Centre with a private leisure centre organisation and this commenced on 1 January 2007. As part of the lease negotiations, this organisation will contribute \$3 million towards the redevelopment of the Centre.

The Town also successfully negotiated a \$3.67 million contribution from the Department of Sport and Recreation to assist in the construction of the new State Indoor Sports Centre, which will house Gymnastics WA.

Construction of the \$13.6 million project commenced in February 2007 and, at the time of writing this report, the building was well advanced and approximately fifty per cent completed. Stage 1 (Library and Local History Centre) is expected to be completed in early 2008 and stage 2 (recreation halls, State Gymnastics Centre and gymnasium) by mid 2008.

Multi-Purpose Rectangular Sports Stadium – Members Equity Stadium

The State Government's Major Stadia Taskforce report into options for major stadia in Perth was released in May 2007. The preliminary recommendations were released in April 2006, which recommended Members Equity Stadium as the preferred venue for rectangular sports. The Town presented concept plans to this Taskforce, which indicated that a 4-stage redevelopment could be achieved with the capacity for 32,500 people.

At the time of writing this report, the State Government was still considering the recommendations.

Regional Councils

"1.1.4 Minimise negative impacts on the community and environment"

Tamala Park Regional Council

The joint owners, being the Cities of Joondalup, Perth, Stirling and Wanneroo and the Towns of Cambridge, Victoria Park and Vincent, formed a Regional Council to control the land (other than that leased

to the Mindarie Regional Council) which comprises Tamala Park. This Regional Council had its first meeting on 17 February 2000.

Work continued on the future land holdings at Tamala Park, which is a 432 hectare land holding about 30kms from the Perth CBD. The value of this land is estimated at \$18 million net; however its final value will depend on any subdivision layout determined by the landowners. A total of 252 hectares is currently leased to the Mindarie Regional Council for use as a Regional Waste Facility. Various subdivision proposals are still being progressed.

Mindarie Regional Council

The Mindarie Regional Council (MRC), of which the Town is a member along with the Towns of Cambridge and Victoria Park and Cities of Stirling, Perth, Joondalup and Wanneroo, purchased 100 hectares of land in north Wanneroo as a site to contain the proposed secondary waste treatment plant. The MRC approved of a tender for the construction and operation of its refuse resource facility at Neerabup. Unfortunately, the original company involved withdrew from the project and the MRC commenced negotiations with another company. At the time of writing this report, the legal documentation was still being finalised.

I am pleased that both staff and Elected Members have worked together for the benefit of the Town. I express my appreciation to Mayor Nick Catania, JP and Councillors and to the Executive Managers, Rob Boardman, Mike Rootsey and Rick Lotznicher, for their support during the year, and to the Town's employees for their outstanding commitment and dedication in ensuring the future success of the Town and making it a special place in which to live.



JOHN GIORGI

B.App.Sc. (Env Health), FAIEH, MLGMA, JP
Grad.Cert.Public Sector Mgmt,
CHIEF EXECUTIVE OFFICER



CEO John Giorgi, Rod Sproule (Manager Perth Officer of Perkins Builders), >
Peter Hunt (of Peter Hunt Architects), the Hon John Kobelke (Minister for Sport &
Recreation) and Mayor Nick Catania on-site at the Loftus Centre Redevelopment.

Your Councillors

South Ward



CR IAN KER
Elected 1995
Re-elected 1997
Re-elected 2001
Re-elected 2005-2009



CR SALLY LAKE
Elected 2003-2007



CR IZZI MESSINA
Elected 2005-2009



CR MADDALENA TORRE
Elected 2003-2007

North Ward



CR SIMON CHESTER
Elected 1999
Re-elected 2003-2007



CR HELEN DORAN-WU
Elected 2001
Re-elected 2005-2009



CR STEED FARRELL
Deputy Mayor
Elected 2003-2007



CR DUDLEY MAIER
Elected 2005-2009

Council Information

Council Meetings

Council Meetings were held at 6.00pm on the second and fourth Tuesday of each month (except November and December 2006 when they were on the first and third Tuesday) at the Administration and Civic Centre, 244 Vincent Street (corner Loftus Street), Leederville. Special meetings of Council were called to consider specific matters.

The meetings are open to the public and there is a public question time at the beginning of the meeting.

Council Meeting Attendance

MEMBERS	ORDINARY COUNCIL MEETINGS ENTITLED TO ATTEND	ORDINARY COUNCIL MEETINGS ATTENDED	APOLOGIES	LEAVE OF ABSENCE	SPECIAL COUNCIL MEETINGS ENTITLED TO ATTEND	SPECIAL COUNCIL MEETINGS ATTENDED	APOLOGIES	LEAVE OF ABSENCE
Mayor Nick Catania	23	22	1	0	6	6	0	0
Cr Ian Ker	23	20	1	2	6	6	0	0
Cr Simon Chester	23	20	3	0	6	6	0	0
Cr Helen Doran-Wu	23	21	1	1	6	5	1	0
Cr Steed Farrell (Deputy Mayor)	23	19	3	1	6	6	0	0
Cr Sally Lake	23	23	0	0	6	6	0	0
Cr Maddalena Torre	23	13	10	0	6	4	2	0
Cr Dudley Maier	23	23	0	0	6	6	0	0
Cr Izzi Messina	23	21	0	2	6	6	1	0

Forum Attendance 2006-2007

MEMBERS	NO. OF FORUMS ENTITLED TO ATTEND	NO. OF FORUMS ATTENDED	APPROVED LEAVE OF ABSENCE	APOLOGIES RECEIVED
Mayor Nick Catania	10	4	0	6
Cr Simon Chester	10	9	0	1
Cr Helen Doran-Wu	10	7	0	3
Cr Steed Farrell (Deputy Mayor)	10	6	0	4
Cr Ian Ker	10	7	0	3
Cr Sally Lake	10	10	0	0
Cr Dudley Maier	10	10	0	0
Cr Izzi Messina	10	8	0	2
Cr Maddalena Torre	10	0	0	10

Committees to which the Town has Delegates or Representatives

- Audit Committee (Delegates: Mayor; Cr Doran-Wu and; Deputy Mayor Cr Farrell. Deputies: Cr Chester; Cr Ker and; Cr Messina.)
- Claise Brook Catchment Group (Council Representatives: Manager Park Services and Executive Manager Technical Services.)
- East Perth Redevelopment Authority Government Officers Liaison Group (Council Representatives: CEO and Executive Managers.)
- Leederville Gardens (Inc) Retirement Estate Board of Management (Delegates: Mayor – Chair; Cr Chester; Deputy Mayor Cr Farrell; Executive Manager Corporate Services – non-voting; and Manager Community Development – non-voting. Deputies: Deputy Mayor; Cr Doran-Wu and; Cr Maier.)
- Local Emergency Management Advisory Committee (Council Representative: Manager Ranger and Community Safety Services.)
- Local Government Association Central Metropolitan Zone (Delegates: Cr Ker; Cr Lake and; CEO – non-voting. Deputy: CEO – voting.)
- Members Equity Stadium Management Committee (Delegates: Mayor – Chair, Deputy Mayor Cr Farrell and CEO – voting.)
- Metropolitan Regional Recreation Advisory Committee (Delegates: Cr Doran-Wu and Manager Community Development – non-voting. Deputy: Deputy Mayor Cr Farrell.)
- Mindarie Regional Council (Delegates: Mayor and CEO – non-voting. Deputy: Deputy Mayor Cr Farrell.)
- North West District Planning Committee (Delegates: Cr Ker and Executive Manager Environmental & Development Services – non-voting. Deputies: Cr Farrell and Manager Planning, Building & Heritage Services.)
- Swan River Trust (Delegate: Cr Maier. Deputy: Cr Messina.)
- Leederville Oval Ground Management Committee (Delegate: CEO)
- Loftus Recreation Centre (Delegates: CEO and Executive Manager Corporate Services)
- Loftus Centre Management Committee (Delegates: CEO and Executive Manager Corporate Services)
- Western Suburbs Accord Steering Committee (Delegate: Manager Health Services.)
- Western Suburbs Community Safety Co-ordinators (Delegate: Safer Vincent Co-ordinator. Deputy: Manager Ranger and Community Safety Services.)
- Tamala Park Regional Council (Delegates: Mayor and CEO – non-voting. Deputy: Deputy Mayor Cr Farrell.)
- Youth Council (Delegate: Cr Messina. Deputy: Cr Torre.)

The Town also has the following Advisory Groups to advise Council on specific matters:

- Aboriginal Liaison
- Art
- Garden Awards
- Heritage
- Local Area Traffic Management
- Safer Vincent Crime Prevention Partnership
- Seniors
- Sustainability
- Universal Access.

Good Governance

Public Interest Disclosure Act 2003

In accordance with the requirements of the *Public Interest Disclosure Act 2003* (the Act), the Town of Vincent has established procedures to facilitate the making of disclosures under the Act.

These procedures set out the processes in place in respect to protected disclosures generally, to protect people from reprisals for making protected disclosures, and to provide guidance on investigations.

In the financial year 2006-2007, no disclosures relating to improper conduct were made to the Town and no disclosures were referred to the Ombudsman.

Privacy Rights and Legislation

The Town of Vincent views privacy compliance as an integral part of its commitment to accountability and integrity in all its activities and programmes. The Town is committed to compliance with the laws that deal with personal and health information about individuals that is stored or received by it.

Consequently, we will:

- Only use personal information provided by an individual for the purposes for which it was collected and for any other authorised use;
- Only disclose personal information to any third party (including other authorities) where authorised; and
- Take all necessary measures to prevent unauthorised access or disclosure.

Audit Committee

The Audit Committee is formally appointed by the Council and assists Council and the Town's administration to assure itself that within the organisation there are appropriate and effective accounting, auditing, internal control, business risk management, compliance and reporting systems, processes and practices.

Freedom of Information Act

The Town of Vincent has been subject to the provisions of the *Freedom of Information Act* since its creation in 1994. The *Freedom of Information Act* gives individuals and organisations a general right of access to information held by the Town. It also provides the right of appeal in relation to decisions made by the Town to refuse access to information applied for under the *Freedom of Information Act*.

Equal Opportunity

The Town of Vincent supports, and is committed to, the achievement of our diversity management and equal opportunity goals. That means we are continually aiming to ensure that we provide a workplace free from all forms of discrimination, harassment and bullying and that there is equality and fairness in all aspects of employment and customer service delivery in our organisation.

Policies, practices and services are adapted to meet the needs of a diverse and evolving community and we review and update all relevant policies annually to ensure they align with legislative requirements and the needs of the workforce.

These policies are:

- Equal Employment Opportunity Policy
- Workplace Bullying Policy
- Sexual Harassment Policy
- Internet Use and Email Policy.

Register of Financial Interests for Elected Members and Senior Staff

The requirements of the *Local Government Act 1995* in reporting the financial interests of Elected Members and Senior Staff were complied with.

This register was implemented on 1 July 1997 in accordance with the requirements of the *Local Government Act 1995*. It is held in the Chief Executive's office and is available for viewing by the public.

Code of Conduct

The Council's Code of Conduct prescribes the standard of conduct and behaviour expected of the Elected Members and all Employees. The Code is required to be reviewed within twelve months after each Ordinary Election.

The Council Code which was originally adopted at the Ordinary Meeting of Council of 26 August 1996 was reviewed and re-endorsed by Council at its meetings of 14 July 1997, 23 August 1999, 28 August 2001 and 24 February 2004. The latest Code was substantially amended and re-adopted on 13 September 2005 and 19 December 2006.



Mayor Nick Catania is joined by students from North Perth and Sacred Heart primary schools for Planet Ark's School's Tree Day. >

Senior Officers

The major responsibilities of the Executive Management Team are:

- Developing and reviewing specific strategies to support the adopted strategic plan
- Overseeing the preparation of the annual budget in conjunction with the Town's operational areas
- Monitoring the progress of each of the Town's operational areas towards attaining identified corporate goals, financial targets and non-financial performance indicators
- Implementation of Council decisions
- Overseeing and co-ordinating major projects.

The Executive Management Team meets formally each week.

The Executive Management Team (from left) Rick Lotznicher, Mike Rootsey, John Giorgi JP and Robert Boardman.



Executive Management Team

John Giorgi, B.App.Sc. (Env Health), FAIEH, MLGMA, JP Grad. Cert. Public Sector Mgmt
Chief Executive Officer

Rick Lotznicher, NZCE (Civil), Grad.Dip.Eng., MIPWEA
Executive Manager Technical Services

Mike Rootsey, CPA, B.Bus, Post Grad (Accounting)
Executive Manager Corporate Services

Robert Boardman, P.Grad Dip. Health Admin (Curtin), MAIEH, MLGMA
Executive Manager Environmental and Development Services

- Audit Programme
- Citizenship
- Civic Functions
- Council Meetings
- Customer Service
- Economic Development
- Elected Member Liaison
- Elections
- Human Resources
- Policy, Legal Services and Local Laws
- Public Relations and Marketing
- Strategic Planning
- Town Management

- Engineering Services
- Fleet Management
- Parks Services
- Plant/Equipment
- Waste Management
- Works Depot

- Corporate Support
- Beatty Park Leisure Centre
- Community Development
- Financial Services
- Information Systems

- Health Services
- Ranger Services and Community Safety
- Library Services
- Planning, Building and Heritage Services

Managers

- Des Abel**
Planning, Building and Heritage Services
- Jacinta Anthony**
Community Development
- Alison Giles**
Health Services (Acting)
- Maureen Gallagher**
Human Resources

- Jim MacLean**
Ranger and Community Safety Services
- Bee Choo Tan**
Financial Services
- Elizabeth Scott**
Library Services
- Dale Morrissy**
Beatty Park Leisure Centre

- Jeremy van den Bok**
Parks Services
- Craig Wilson**
Engineering Services
- Hunrhu Kek**
Information Systems (Acting)

Chief Executive Officer's Division

Human Resources

Manager: Maureen Gallagher

About our Employees

The Town of Vincent is committed to being an Employer of Choice and recognises the important contribution to be made by an experienced and skilled workforce in achieving the Town's goals. The Town's premise is that to sustain a high level of performance, the Town must provide an appropriate organisational environment, a means of ensuring the organisation is capable of meeting its goals, and the motivation to do so.

The Town is also aware of the need for a strategy to support Council's commitment to sustainability and the responsible governance of economic, environmental and social issues. This requires a holistic approach to organisational health, safety, diversity and well-being and the implementation of programmes that support a work/life balance for the Town's employees.

The Town has corporate goals to raise the profile of equal opportunity and affirmative action within the organisation. These goals ensure that all employees enjoy a workplace that is free from harassment and discrimination and that they have access to a fair and efficient grievance review process.

Recruitment

"4.2.4 Attract and retain quality employees"

The Town's employee turnover for 2006-2007 increased slightly to 18.88%. The slight increase is indicative of the highly volatile economy attributed to the resources boom and a number of long-serving employees seeking retirement.

About our Employees

Item	99/00	00/01	01/02	02/03	03/04	04/05	05/06	06/07
Number of Workers' Compensation Claims	20	13	18	22	12	13	9	8
Lost Time Injury Days	11	10	50	1	0	5	0	0
Employee Assistance Programme – Utilisation (number of referrals)	12	5	11	9	10	18	4	7
Absenteeism – total number of days taken	843	706	708	888	845	972	1113	1118
Absenteeism – average number of days per employee	3.0	2.65	3.89	4.91	4.4	5.08	5.77	5.7
Employee Turnover %	20.59	13.07	12.64	13.26	12.5	12.95	16.00	18.88
Full Time Equivalent Employees	170	176	182	184	192	192	192	196

Staff Development and Training

"4.2.2 Improve employee performance, recognition and reward"

Performance Appraisals continue to be conducted on an annual basis for all staff and training needs are then highlighted.

The operational employees have participated in safety training courses.

Occupational Safety and Health

"4.2.3 Promote employee satisfaction and well-being, and a safe and positive workplace"

The Town's Safety and Health Committee continued to meet on a regular basis throughout the year. Training sessions, including Safety Orientation, are conducted on an ongoing basis for inside and outside staff.

The Town's Employment Assistance Programme continues to be well utilised. This programme provides free counselling to employees and Elected Members and their families. Utilisation during this financial year was 3.63%, with seven referrals overall.

Industrial Relations

It is pleasing to report that the Town has continued to maintain an industrial dispute-free record, with no industrial disputes reported since the creation of the Town on 1 July 1994.

Workers' Compensation

As the Town's Workplace Injury Management Co-ordinator, the Manager Human Resources delivers Injury Management information sessions to new staff.

Local Government (Administration) Regulations – Reporting of Salaries over \$100,000

The *Local Government (Administration) Regulations* require local governments to report in their annual reports the number of employees within a salary of \$100,000 or more and for the number to be shown in each band of \$10,000 over \$100,000.

Salary Range	Number of Employees Receiving Salary
\$100,000-\$109,999	0
\$110,000-\$119,999	3
\$120,000-\$129,999	0
\$130,000-\$139,999	0
\$140,000-\$149,999	0
\$150,000-\$159,999	1
\$160,000-\$169,999	0
\$170,000-\$179,999	0

Public Relations/Marketing

Public Relations Officer: Natalie Greaves

The Public Relations Officer is involved in a number of functions and activities to maintain and enhance the profile of the Town through strategic public relations planning, programmes, marketing campaigns and initiatives.

"4.2.1 Provide quality services with the best use of resources"

Each fortnight a Welcome Pack is sent out to new residents. Resident response to these packs continues to be very positive and based on feedback from recipients, additional new material is now included periodically in the packs. These packs continue to attract favourable comment and copies of the packs have been requested by community groups and real estate agents on a number of occasions.

The quarterly community newsletter "Town of Vincent News" is prepared by the Public Relations Officer and the newsletters feature a diverse range of articles of interest to the residents and businesses in the Town. In addition, twice-yearly a "Have Your Say" reply-paid insert is included in the newsletter to encourage feedback on Council matters.

The PR Officer is also responsible for creating the fortnightly internal newsletter for employees. These newsletters ensure that both internal and external stakeholders are kept informed about their Town.

"3.1.5 Focus on community and customer needs, values, engagement and involvement"

In July 2006, the Town's new and improved website went "live". The new site is designed to be more user-friendly, colourful and features new sections with separate pages for Beatty Park Leisure Centre and the Vincent Library and Local History Centre. The PR Officer has reviewed all sections, re-written the text and added additional sections to the site which are up-dated frequently.

"4.1.6 Focus on stakeholder needs, values, engagement and involvement"

The Town continues to enjoy a high media profile and works collaboratively with journalists and reporters working in the electronic and print media. The programmes, events and actions of the Town have been presented in the local media and attracted positive coverage. The Town has remained at the forefront of local issues and has been involved in a number of important State matters and is sought out by media professionals.

"2.1.1 Promote the Town of Vincent as a place for investment appropriate to the vision for the Town"

The year saw a great deal of interest garnered from the Town's proposals to realign its boundaries and the subsequent granting of the extension from 1 July 2007 to include a part of Glendalough east of the Mitchell Freeway and parts of West and East Perth north of the Graham Farmer Freeway including the former Power Station site. The PR Officer was the point of contact for all enquires during the campaign. The State Government's Major Stadia Taskforce report into the future of sporting stadia in WA also resulted in a great deal of media attention for the Town as one of the proposed major stadia sites is the former Power Station site in East Perth and any decision also impacts upon Members Equity Stadium (Perth Oval) which is also under the jurisdiction of the Town.

"3.1.1 Celebrate and acknowledge the Town's cultural and social diversity"

In addition to the above and numerous items in the media promoting the activities of the Town, the Town was in the media spotlight with positive stories on the Redevelopment of the Loftus Centre; our Awards including the Local History Awards, Photographic and Art Awards; seniors' initiatives (which received a national commendation in the National Awards for Local Government); graffiti control and community safety; environmental projects; the Municipal Heritage Inventory Review and the Heritage Awards the project won; and the launch of the Leederville Masterplan.

Elections

No elections were held this financial year.

Citizenships

The Town conducts citizenship ceremonies on behalf of the Department of Immigration and Multicultural Affairs. This involved preparing administrative paperwork, contacting recipients and hosting the ceremony.

During the year, four citizenship ceremonies were held with a total of 150 recipients. In addition, twenty-five people became Australian citizens in private ceremonies conducted by the Mayor or the Chief Executive Officer. A total of 175 residents became Australian Citizens.

Premier's Active Citizenship Award Winners – the Honour Avenues Group with Mayor Nick Catania, Member for Perth John Hyde and Federal Member Stephen Smith. v



Corporate Services

Executive Manager: Mike Rootsey

Financial Services

Manager: Bee Choo Tan

Financial Services aims to continue to provide and improve financial management for the Town of Vincent. The preparation of the annual budget and the annual financial statements are the major outcomes for the service area. The service area strives to provide timely and accurate financial information whilst meeting statutory obligations and customer expectations. Financial controls are regularly reviewed to ensure data integrity.

The performance measures of the key results areas for Financial Management are highlighted in the Plan for the Future 2007-2011. The legislated financial performance ratios are specified in the Financial Statements for the year ended 30 June 2007.

Statutory Reporting

"4.1.4 Deliver services in ways that accord with the expectations of the community, whilst maintaining statutory compliance"

The 2006-2007 Annual Budget was adopted at the Special Council Meeting on 11 July 2006.

Budget performance is closely monitored and significant variances reported on a monthly basis to the Council. Amendments to the *Local Government Act* require that at least one budget review is undertaken in a financial year; the Town undertook one at the end of December and this was reported to the Council in February.

The annual financial statements for the year ending 30 June 2007 received an unqualified report from the auditors.

The Town completed a Plan for the Future during the year and a Long-Term Financial Plan 2006-2016 was prepared as part of this.

The Town received a commendation in 2005-2006 in the Department of Local Government and Regional Development Financial Management Awards. The awards give recognition to those local governments that have provided the most effective financial management processes and reports throughout the year.

Rates

"4.1.2 Manage the organisation in a responsible, efficient and accountable manner"

Rates are the principal source of revenue for the Town. The revenue generated from rates was \$15,053,768 which represents 52% of total operating income. National Credit Management Limited (NCML) was contracted throughout the year and, due to the combined actions of staff and NCML, the collection rate has been high. The rates outstanding as at 30 June 2007 was 0.89% compared to 0.94% for the previous year.

In the financial year 2006-2007 the Town adopted a single general rate of 8.065 cents in the dollar of Gross Rental Value of the property and a minimum rate of \$496 was applied. The Town's rates are competitive in the metropolitan region.

Corporate System

In December 2006 the section commenced the implementation of a Bank Reconciliation Module. This module allows the bank reconciliation to be completed on a daily basis. There are plans to implement further modules, including on-line purchasing requisitions and the asset management module, in the forthcoming year.

Service Area Improvements

"2.1.5 Develop business strategies that reduce the reliance on rates revenue"

In 2005, the Fringe Benefit Tax calculations were reviewed and use of log books for keeping record of the use of Council vehicles was introduced. As a result, there has been a substantial cost savings in the Town's FBT liability over the last two years.

The *Local Government Act 1995 (Functions and General) Regulations 1996* were amended in March 2007 to increase the value required to undertake public tenders to \$100,000.

This change required councils to adopt a Purchasing Policy and to this end the Town reviewed its existing policy and adopted the WALGA model (which is recognised as industry best practice). The Town also took to the opportunity to reinforce internal purchasing processes and procedures.

This was the third year of a four-year internal audit programme.

Audits were conducted on the Beatty Park Leisure Centre and Recepting. The auditors reported that the overall effectiveness of the financial management systems and procedures surrounding the areas covered by the review are sound and appropriate for the Town's current level of operations.

Community Development

Manager: Jacinta Anthony

Community Development has worked hard to ensure that all projects and programmes meet the needs and expectations of the community as well as meeting the strategic goals as set out in the Town's Strategic Plan. The projects of 2006-2007 have seen further developments with new partnerships being established for the overall benefit of the community.

The importance of information dissemination has been reinforced by the continued demand by community and service agencies, and is also documented in social research studies conducted by the team.

Information Dissemination/Advocacy

"3.1.3 Determine the requirements of the community"

Community Development Officers provide an integral service disseminating information on a range of services and events available to the community. This includes activities and services offered by external agencies, where residents feel more comfortable liaising with Community Development Officers with whom they have established a link of trust and reliability. To enhance methods of dissemination there are service directories specifically for seniors, families and children, and people with disabilities. These are continually updated and are available by contacting the Town.

Community Events/Programmes

"3.1.2 Provide and develop a range of community programmes and community safety initiatives"

The Town hosted the inaugural Know Your Neighbour Day campaign on 10 June. Run in partnership with Central TAFE, the purpose of the campaign was to encourage residents to introduce themselves to their neighbours and possibly exchange contact numbers in case of an emergency. The campaign was a result of feedback received from local seniors who participated in the Town's Safety Forum held as part of our ongoing Seniors' Strategy. The seniors expressed concern over not knowing their neighbours saying that they felt isolated and vulnerable as a result. Banners around the Town and extensive media coverage all contributed to a successful day with our evaluation showing a high level of awareness regarding the day

and its purpose. Feedback from our seniors indicated that many residents did make an effort and that the campaign was beneficial and worthwhile. It is anticipated that Know Your Neighbour Day will become an annual event.

The Visions of Vincent community photographic competition sponsored by the *Perth Voice* is an annual competition that has just celebrated its eighth consecutive year. This year's competition attracted fifty-three entrants who submitted a total of 145 photos. Each year the competition includes an open category that allows entrants to take a photograph of any subject as well as another category that changes each year. This year's category was business and workplaces. The winners were presented with their prizes by the Mayor at a ceremony held on Australia Day 2007 at the Royal Park Hall, West Perth.

The seventh annual Pioneers Lunch at the North Perth Town Hall was hosted on 1 November and attracted a full house of over 130 local seniors. The Pioneers Lunch is an event that formally recognises and acknowledges the contributions of senior citizens who have lived in the Town for over fifty years. The theme of the event this year was "Life in Our Backyard" and was used by members of the Tales of Times Past Group to recall stories of the backyards of days gone by. Entertainment was provided by the North Perth Primary School Ensemble.

The inaugural Cappuccino Festival was a great success with workshops being held during the week of 7-12 August. Workshops included wine and beer appreciation, chocolate appreciation, coffee grinding and roasting and Home Espresso workshops. The event concluded with the presentation of awards for the best café, best cup of coffee and favourite barista. This event aims to promote the Town of Vincent's fabulous café strips and develop partnerships with local businesses.



Know Your Neighbour Day – Mayor Nick Catania and Alma Obretenoff of Leederville. >

The second annual Mayoral Barbecue was a great success with more than 600 people joining in the festivities at Hyde Park on 10 December. The event saw the bands Hi-NRG and Genesis Youth play for an up-beat crowd. The day included a special visit from Santa Claus on a big red fire engine who gave children lollies and presents. This was an event enjoyed by all.

Social Research

"3.1.2 Provide and develop a range of community programmes and community safety initiatives"

Work continued on the development of the Seniors' Strategy. The objective and purpose of the Seniors' Strategy is to assist the Town in effectively planning for the service needs of seniors by developing a broad strategy for seniors living within the Town. Following on from the Safety Forums held in 2005, the first part of the Transport Forum was held on 16 August and attended by seventy-six seniors. Attendees were given information on the current transport options available and asked to participate in facilitated discussion on types of transport the residents were finding difficult to access. The second part to the Transport Forum was held on 18 October and attended by sixty-seven seniors. Various goals and strategies were formed to improve on the areas of difficulty highlighted in the first forum. Through a partnership project with TAFE Mt Lawley, students worked on the goals and strategies by assisting with conducting further research to develop action plans.

On 30 May the first part of the Home Help Forum was conducted. The seventy-seven attendees were asked to highlight areas in which they were finding it difficult to obtain home help. The second part to this forum is scheduled for July 2007.

Further work on the Dog Study initiatives resulted in the installation of a "doggie fountain" in Britannia Park and recreational lighting for Forrest Park, Les Lilleyman and Woodville Pavilion. This has allowed for greater use of the park by the community.

The Parks and Reserves Study engaged the services of a consultant who consulted with sporting and recreational groups in researching the most effective utilisation of parks and reserves for the community. Further work will be conducted to develop a strategy for efficient provision of open space for current and future use of the Town's parks and reserves for both structured and unstructured activities.

Support for the Community

"3.1.3 Determine the requirements of the community"

Through the Community and Welfare Donations Scheme, \$47,800 was granted to fifteen groups and organisations providing community and welfare services to the Town's residents. Throughout the year requests for ad hoc donations from groups, organisations and individuals were provided as appropriate to a total of \$1,504.

The Town continued its Transport Assistance Scheme to aid senior residents and people with disabilities. The scheme is designed to assist vulnerable residents who have limited transport options available to them. Residents who meet the criteria are issued with pre-paid taxi vouchers which may be used for transport in the local area. This year saw an increase in residents requesting taxi vouchers, from eighty-six to 201 residents. A total of 3,915 vouchers were issued to a total value of \$19,575.

The Town also continued to make hand-held personal alarms available to enhance the security of its seniors and people with disabilities. The alarms are designed to be used outside the home and when activated emit a loud beeping sound to deter a would-be aggressor. The scheme has been very well received. This year, a total of forty alarms were distributed.

Cultural Development Seeding Grants were granted to community projects such as the Italian Festival, North Perth Primary Fair, Mt Hawthorn Community Church Christmas Carols and the Russian Centenary Celebrations.

Sporting Donations supported thirteen athletes to compete locally and internationally. Funds valued at \$3,350 were awarded to athletes including cyclists, footballers, tri-athletes, cross country runners and Ultimate participants.

The Town sponsored major events such as the Hyde Park Rotary Fair, RTR FM Concert in Hyde Park and Waitangi Day at Leederville Oval.

Youth

"3.1.2 Provide and develop a range of community programmes and community safety initiatives"

Finding My Place is a programme that aids young people who are considered at risk of not completing their education. In partnership with local high schools, a number of young people were selected to

< 'Anzac Rain' by Jasper Burgess.



undergo a number of confidence-building exercises to help them identify their strengths and were shown local facilities, focusing on the Town's Library, that can help them achieve their goals. This programme was well received by the students and most said that it had been useful.

The Spirit of Christmas Art Competition was run in partnership with Aranmore Primary, Highgate Primary, Mount Hawthorn Junior, North Perth Primary and Sacred Heart Primary schools. Students from each school were invited to take part by creating a piece of artwork that reflected the spirit of Christmas. All entries were of an exceptionally high standard and show the depth of talent possessed by our young people.

National Youth Week ran from 16-20 April and the Town organised a short film workshop run with the Film and Television Institute. During the five days the budding young film makers learnt a variety of film and editing techniques that would help them to make great films. They put these skills to immediate use and created two short films that were later screened at the Luna Cinema in Leederville to a crowd of more than 100 people, including the Mayor and Deputy Mayor who were most impressed with the films that were produced.

AmpFest 2007 was bigger than ever this year with bigger crowds, a bigger prize draw, more bands and stronger competition. Organised by the Towns of Vincent, Claremont and Mosman Park and the Cities of Nedlands and Subiaco, AmpFest aims to showcase the talents of young, local musicians to promote a positive image of young people in the community. AmpFest also provides for skill development, by offering Band Development Workshops and professional industry assistance to improve their overall performance. Previous winners such as Mink Mussel Creek and The Bullet Holes have certainly used this experience to their advantage with Mink Mussel Creek becoming a hot local act and The Bullet Holes releasing a DVD. The finalists this year were The Cartridges, The Watts, The Killer Grapes and the Winners for 2007, Captains of King.

√ Spirit of Christmas finalists Diem (winner), Madeline-Rose (runner-up), Lily, Casey and Sarah receive their certificates from Mayor Nick Catania.



This year has seen the Town run regular school holiday programmes in the first week of the school holidays. In April two activities were held: Special Effects Makeup Session and a Skating Clinic, both held at HQ. In July, the activities planned are: High Adventure, Body Balance and an Information Session on Healthy Eating.

The Youth Advisory Council has been a very valuable forum where young people come together to discuss important youth-related issues as well as helping to organise some of the youth events. In the last year the members of the YAC have helped to organise the National Youth Week short film workshops, the school holiday programme and AmpFest.

Recreation

"3.1.1 Celebrate and acknowledge the Town's cultural and social diversity"

The Summer Concert Series held six concerts throughout January to March averaging 250 people in attendance. A range of musical genre from rock and blues through to gypsy and big brass were performed in Hyde Park, Banks Reserve and Braithwaite Park. Highlights included Bike Week and a film night.

The Anzac Day commemoration event held at Axford Park had 600 community members in attendance. The moving ceremony was supported by the Mt Hawthorn RSL and enjoyed overwhelming support from the local community.

Active Vincent Day and Pets in the Park took place on 22 October. A beautiful day at Beatty Reserve drew record numbers as over 1,500 locals turned out with their pets to enjoy an active community day. Highlights included show rides, vet displays, farm animals, hockey shootouts, camel rides and dog competitions.

√ Summer Concerts takes place on balmy evenings in various parks and reserves.





^ Nick Catania with Thomas Hoareau – winner of the 2006 Vincent Prize for his work *Standing at the Crossroads*.

Arts

“3.1.1 Celebrate and acknowledge the Town’s cultural and social diversity”

The 2006 Vincent Art Award Exhibition was held from 2-10 September. A total of 279 entries were received, with 209 works selected for display. These consisted of paintings, prints, photographs, mixed media and sculptures. A total of 803 people viewed the exhibition.

The main prize winners: Vincent Prize – Thomas Hoareau; Vincent Awards – Peteris Ciemitis, Alli Sylvestre, John Ainsworth, Michael Ebel and Ruby Ellen. As well as the acquisitive Vincent Prize by Thomas Hoareau, the Town acquired five more paintings for the Town’s collection.

Twenty-seven works were sold to private buyers with the Town receiving \$3,476 in commission, which was a substantial increase from previous year’s sales. Positive feedback was received from the artists and exhibition attendees, with the overwhelming majority considering the event well organised.

Development of the Wetlands website commenced and it is planned that the website will be launched in conjunction with the interpretative signage.

The artist team of Stuart Green and Adrian Jones were selected to create artwork for the William Street Upgrade. The work will consist of four sets of free-standing vertical metallic forms with surrounding sculptural forms that will double as seating. The artwork will be illuminated at night giving the art a constant presence along William Street and it is expected that completion will take place by the end of 2007.

Percent for Art Scheme – Projects:

- Artwork by Mark Datodi and Steve Tepper’s for the Mezz Shopping Complex in Mount Hawthorn valued at \$73,000 was completed in 2006

- Artwork for Brisbane Hotel by Ben Juniper was completed in August 2006
- Artwork by Ardiane Palassis for 924 Newcastle Street was completed in 2006
- Bond approval for given to 85-89 Edward Street, with the understanding that the money will be released on the Town’s approval of artwork for the project.

Community Arts

“3.1.1 Celebrate and acknowledge the Town’s cultural and social diversity”

Artist Indra Geidans was commissioned by the Town to design and paint a banner for the display in St George’s Terrace for Local Government Week. The theme was based on dogs and dog owners in the Town of Vincent. The resulting banner was displayed in early August 2006.

The Town once again collaborated with the Film and Television Institute for the Town of Vincent Film Project. The Town called for film-makers to apply to make short films in three different categories relating to the Town. A further film was directly commissioned by the Film and Television Institute to enable a particular community to produce a film. The following films were created under the project:

- **The Maestro:** Mark Roy and Melinda Tupling
- **Miriam of North Perth:** Salam Hosseini
- **Jog:** Sam Barrett and David Karsten
- **Macedonia Place:** Janine Boreland and the Macedonian Community.

Over 350 people saw the films when they were screened at Banks Reserve following a Summer Concert on 21 January. The film-makers, as well as many of those featured in the films, were present which created a festive atmosphere and made for an appreciative audience. From feedback forms received from audience members, 94% considered the screening well organised or very well organised.

The recipient of the Town of Vincent Visual Arts Scholarship (\$500) was Janice Duggan of Aranmore Catholic College.

Hall/Reserve Bookings

“1.1.5 Enhance and maintain parks and community facilities”

There were 1,950 bookings received and processed for the seven available Council halls in the 2006-2007 financial year, resulting in more than 4,975 hours of actual use. Council halls were utilised by 16,328 casual users and 52,490 regular users. The total revenue for the year generated by hall bookings was \$76,572 which was a decrease from the previous year, resulting from a change in the type of bookings received and cleaning issues for much of the year.

During the year under review, 184,874 people used the seventeen reserves that are available for hire. The total revenue generated by the hire of reserves during the financial year was \$36,692, a significant increase from the previous year.

Leederville Gardens Retirement Village

"3.1.3 Determine the requirements of the community"

The management of sixty-six independent living units for seniors aged fifty-five years and above at Leederville Gardens continues for the sixth year with preparations underway to re-accredit the village in 2008.

International Day of Disability Fair

"3.1.1 Celebrate and acknowledge the Town's cultural and social diversity"

International Day of Disability was celebrated on 3 December to celebrate the abilities, experience and contributions of people with a disability.

This year's event was hosted at the Beatty Park Leisure Centre. The function was well attended by people with disabilities and their families with a range of stage shows and interactive displays which were enjoyed by all.

Universal Access

"3.1.4 Continued implementation of the principles of universal access"

In partnership with Work Ability, the You're Welcome Access Initiative Project was commenced in mid-2007 after successfully obtaining \$20,000 from WALGA. The three main objectives of You're Welcome WA are to:

- enable people with disabilities, their families and carers to participate in community life by encouraging community and businesses to make their services and facilities accessible

▼ Santa Claus is a big hit at the Mayor's Christmas BBQ.



- provide accurate, easy to obtain information so that people with disabilities, their families and carers are able to access their local communities
- establish links between people with disabilities, government and the community, including business, that will help make Western Australia an accessible community.

Disability Access and Inclusion Plan Report 2006-2007

"3.1.4 Continued implementation of the principles of universal access"

The Disability Access and Inclusion Plan (DAIP) has been incorporated into the Town as a functional process. Many of the strategies and objectives have been met already and planning procedures have been added or adjusted to suit the objectives and standards required. There has been an annual review of the DAIP and the objectives were sent to the Disability Services Commission.

Objective 1: People with disabilities have opportunities to access the services of, and any event organised by, the Town of Vincent.

- 1.1 Ensure staff facilitating events and programmes are aware of issues requiring consideration to make an event accessible, throughout planning and implementation stages.
 - Availability of portable ramp for events and venues.
- 1.2 Develop a programme that assists people with disabilities with financial assistance for accessing transport services.
 - Formulated in policy, Policy No: 1.1.11 in September 2005.
- 1.4 Investigate and provide various equipment to facilitate increased independent use of the Library.
 - Library staff now label all large print stock in a large font that is appropriate for those who need to use the large print stock.
 - "Events" signage is now provided in large fonts.
 - Staff have been instructed to promote the use of a battery charger to those who come to the Library by gopher.
 - Consulted with Information Systems and carried out investigations into the use of "Accessible Technologies".
 - Consulted with other library services to gather anecdotal evidence that the costly equipment is rarely used.
- 1.5 Provide alternative services so that people with disabilities can access Library materials and forums.
 - The housebound service is still made available to those in need, and is a priority for the Library.
 - Transport to and from the forums is offered to housebound members.



^ A still from *The Maestro* by Mark Roy and Melinda Tupling featuring Rino Orfici.

1.6 Ensure that there are avenues of identification of safety and crime prevention issues pertaining to people with disabilities.

- Community Safety and Crime Prevention Plan 2007-2010: Area 5, page 32: designing in safety, designing out crime. Identification of access issues and improvements made to infrastructure.

Objective 2: People with disabilities have opportunities to access the buildings and other facilities of the Town of Vincent.

2.1 Consider the Library layout to make library materials easier to access, currently and for redevelopment plans.

- The internal layout of the new Library addresses these requirements.
- Considered a review of the current layout, however only minimal changes made, due to imminent move into the new Library (due early 2008).

2.4.1 Where required increase the number of ACROD bays and 2.5 accessible bays, monitor for appropriate use and ensure accessibility.

- There have been two applications and two approvals for the 2.5 bays.
- The Community Safety and Crime Prevention Plan 2007-2010 Area 5, page 33: designing in safety, designing out crime. Identification of problem footpaths and pram ramps for people with disabilities.
- The Community Safety and Crime Prevention Plan 2007-2010 Area 5, page 33: designing in safety, designing out crime. Incorporation of CPTED principles in accessible street furniture.

2.5.1 Identify problem footpaths and pram ramps through staff and public consultation.

- Twenty footpaths were upgraded in 2006-2007 or approximately 4km.

Objective 3: People with disabilities receive information from the Town of Vincent in a format that will enable them to readily access information.

3.1 Make library publications and information available in a range of formats with consideration to the varying needs of people with disabilities.

- Library brochures are made available in varying formats, subject to requests by the individuals, and include the recognised statement that "People with specific requirements can ask to have this brochure provided in Braille, a language other than English, large print, on computer disk, or audiotape".

Objective 4: People with disabilities receive a high level and quality of service from the staff of the Town of Vincent to meet individual requirements

4.1 Initiate a programme of training and activities on disability awareness training.

- A programme is currently under development.

4.2 Provide regular disability awareness training for all employees covering a range of issues.

- A training programme is scheduled for late 2007.

Objective 5: People with disabilities have opportunities to make complaints to the Town of Vincent in a way that meets individual requirements

5.1 Ensure that there are appropriate avenues for people with disabilities to state their complaints.

- Complaints can be made through the assistance of the Disability Services Officer and the Universal Access Advisory Committee.

Objective 6: People with disabilities have opportunities to participate in any public consultation by the Town of Vincent

6.2 Use universal methods of consultation that meet the needs of people with disabilities.

- The Universal Access Advisory Committee provides a broad cross representation of the community, is a point of reference for consultation with people with disabilities and opens up the process to their networks as well.

Information Systems

Acting Manager: Hunrhu Kek

Records Management

"4.2.5 Enhance knowledge management"

The 2006-2007 financial year has seen a steady increase in the number of records being managed by this service area and it is anticipated that this number will continue to increase due to the boundary changes. Extensive research and preparation was made in anticipation that the Records Section would be required to identify new properties before this information would be made available via the Authority system. This preparation has proved invaluable, not only for the Records Section, but also to Planning, Building and Heritage Services in the handover of Development and Building Applications from both the Cities of Perth and Stirling.

A review of the Records Section processing has seen a marked improvement in the way in-coming correspondence is handled, with all key correspondence being registered on the Electronic Document Management System (EDMS) the day that it is received. This has ensured that all Key Performance Indicators that were developed for Records Management Services are always met and often exceeded.

Implementation of the Keyword for Councils Thesaurus has been an ongoing process. A request from Health Services has seen the creation of Public Health Inspection (PHI) files. This enables all health-related documentation to be maintained within their own filing system, whereas in the past, documents were registered or filed on general Property files which made the task of locating them time consuming.

Ongoing assistance and training has been provided to staff regarding Records and Document Management throughout the year.

Freedom of Information (FOI)

"4.1.2 Manage the organisation in a responsible, efficient and accountable manner"

This year financial year there have been four FOI Applications and no requests from the Ombudsman. There have been many queries throughout the year in relation to FOI where Records has been able to provide the information via Public Documents, such as Minutes of Council Meetings. Any person can make an application for the release of documented information held by the Town, subject to the provision of the *Freedom of Information Act 1992*. Complementary to the FOI Act, the Town has a policy of complete co-operation with someone who is seeking information. This policy includes attempting to provide an applicant with all the documents they need without

having to lodge an FOI application, thus saving them time and money. However, this policy does not extend to information about staff, information that would jeopardise the privacy of other members of the community, or information that is commercially sensitive or of a legal nature.

Information Technology

"4.2.5 Enhance knowledge management"

"4.2.6 Promote technology opportunities to improve the Town's business, data, communication and security systems"

"4.2.7 Explore new and innovative ways of service delivery to access information and conduct business"

The 2006-2007 year has seen major developments in the Information Technology Service area. IT completed a number of major projects during this period:

- Migration of data and voice services from Telstra to the Optus network
- Improved connection between depot and admin centre via the Optus network
- Implementation of Intramaps Public (GIS access for the general public)
- Enhancements to the Town's GIS system (internal mapping system)
- Implementation of a "new look" Town of Vincent website and the introduction of a content management system to enable users to update their specific areas
- Enhancements to the Goldmine bookings management system
- Minor memory/hard disk upgrades to three servers
- Upgrades to the Authority system (E-services and I-Services).

The Town is participating in the National Electronic Development Assessment Project (NEDA). This project is funded by the Commonwealth Government and its goal is to allow members of the public to lodge Development Applications on-line. Currently the Town is in the process of implementing the project with its completion date to be in August 2007.



^ Inflatable in the indoor pool area.

Beatty Park Leisure Centre

Manager: Dale Morrissy

A strong commitment to energy saving initiatives, productive marketing and membership retention programmes together with ongoing reviews of procedures and practices allowed Beatty Park Leisure Centre (BPLC) to finish the financial year with an operating surplus for the first time since the 1998-1999 financial year.

BPLC has prided itself over the years in achieving industry best practice in all aspects of operation including strategic and business planning; programme and event management; customer service delivery; human resource management; asset and risk management; financial management; and the application of new technologies.

Now in the forty-fifth year of operation, it continues to be an inviting leisure facility with customers attending from all across the Perth metropolitan area as well as being a popular tourist attraction for regional, interstate and overseas visitors to Perth.

Public Education

"3.1.2 Provide and develop a range of community programmes and community safety initiatives"

The Watch Around Water programme, which was launched at BPLC by the Royal Life Saving Society of WA (RLSS) in January 2005, continues to be the Centre's key public safety education campaign.

Watch Around Water promotes safe swimming in aquatic facilities across the State by providing consistent policies and guidelines from the RSSL that Beatty Park Leisure Centre helped to develop. The programme is continuing to prove popular amongst WA facilities and several Eastern States facilities have also introduced it.

Aquatic Programmes and Activities

"1.1.5 Enhance and maintain parks and community facilities"

The Centre continues to offer indoor and outdoor heated water space catering to elite swimmers, general lap swimmers, people recovering from injury and also those just simply wanting to have some fun or get moving. The indoor water playground is an ideal area for families with young children.

A number of squad swimmers from BPLC competed in state, national and international swimming events throughout the year.

BPLC continues to play a major role in swimming education in WA. The Centre's Swim School had a successful year with further expansion of its school holiday and in-term programmes.

In the 2007 summer season, the Centre hosted twenty-one school carnivals and a range of club-based competitions as well as several A-grade water polo fixtures.

Thousands of Perth children participated in the successful In-term and Vacation Swimming Classes throughout the year.

The youth disco, known as "Splashdance", continued as a regular summer event on the Centre's calendar. It was held in December and January with around 200 children attending each event.

Health and Fitness Programmes and Services

"3.1.2 Provide and develop a range of community programmes and community safety initiatives"

The membership base has continued at last year's high levels due to a number of reasons:

- Successful membership specials that were launched enticing new members to join and keeping existing ones
- Staff's qualifications, knowledge and commitment to a high level of customer service
- A diverse range of quality programmes including the expansion of our Les Mills range of group fitness classes
- Upgrades to equipment and facility to meet patron's needs.

Personal training continues to be popular with patrons seeking to find that extra motivation to workout.

Energy Savings Initiatives

The thermal pool blankets on the indoor and outdoor pools continue to show a significant reduction in gas consumption at the Centre by minimising the amount of time the Centre's two gas-fired boilers are required to operate. In addition, the pool blankets have helped reduce water consumption by minimising evaporation which in turn reduces the chemical costs associated with treating the water.

Maintenance Programmes

"1.1.6 Enhance and maintain the Town's infrastructure to provide a safe, healthy, sustainable and functional environment"

Beatty Park Leisure Centre has an established series of preventative maintenance schedules for all of the major plant and equipment on-site which was further refined over the past year.

With ageing plant and equipment and most items out of warranty, Beatty Park co-ordinates and budgets for a thorough preventative maintenance programme. Unscheduled plant and equipment failure results in loss of income for the Centre and poor customer relations. The Centre works closely with various specialist technicians who service and maintain the plant and equipment at the Centre.

Safety and Security

"3.1.2 Provide and develop a range of community programmes and community safety initiatives"

Security Guards – the Centre has continued to employ security guards to patrol the Centre during peak periods (weekends, public holidays and during the January school holidays). The key duty of the external security guard is to patrol on foot and provide a security presence in the hope that it will deter petty theft and vandalism both within the Centre and in the car park. This initiative is also helping to ensure that staff are able to focus on their primary duty of monitoring the safety of the patrons in and around the pool deck.

Security Systems – the Centre also has an internal alarm system. In addition, the Centre is also equipped with a digital closed circuit TV system, which includes eleven cameras providing improved coverage of all "point of sale" locations and high risk areas throughout the Centre.

Beatty Park's Swim School.



Retail Shop, Café and Crèche Service

"2.1.6 Develop business strategies that provide a positive triple bottom line return for the Town"

Beatty Park's Retail Shop had a successful year. Its diverse range of products from recognised suppliers ensured year-round sales and customer confidence in quality and service. A well-marketed sales programme was adopted to ensure that a number of joint promotions and cross promotions took place throughout the year.

The Café's operations were thoroughly reviewed this year with several major changes made to seasonal opening and closing times as well as to staff rosters and stock control. The changes have resulted in a dramatic turnaround in the financial performance of the Café and it is now seen as a viable business unit for the Centre. It continued to deliver an affordable range of food and beverage items to BPLC's patrons in an efficient and hygienic manner throughout the changes.

BPLC's Crèche service continues to be highly regarded as a safe, friendly and secure venue for children. An expanded school holiday programme for children from 7-12 years of age was well received by patrons this year. On-site child minding gives parents a valuable opportunity to have some time to themselves and either join in our programmes or exercise on their own.

The Future of Beatty Park Leisure Centre

"1.1.3 Enhance and maintain the character and heritage of the Town"

An architect has been engaged and is currently working with staff from BPLC and the Town to determine the future direction of the Centre. A number of economic, social and environmental strategies have been put forward as a result of the Needs Assessment conducted in 2004 and the Feasibility Study which was completed last year.



Environmental and Development Services

Executive Manager: Robert Boardman

Ranger and Community Safety Services

Manager: Jim MacLean

Parking Enforcement

"2.1.4 Identify the needs and expectations of the business community and facilitate outcomes in the Town"

The number of parking infringement notices issued during the 2006-2007 financial year was 23,125 with a total value of \$1,441,488. This shows a very slight increase (0.04%) in the number of infringement notices issued and a corresponding very small increase in the total revenue.

Paid Parking – Car Parks and Kerbside Locations

"1.1.6 Enhance and maintain the Town's infrastructure to provide a safe, healthy, sustainable and functional environment"

There are seventeen car parks under the control of the Council; of which, eight currently attract a day-time parking fee, and five of these also attract a night-time fee.

The Town has progressively introduced a number of paid kerbside parking facilities in areas that were congested by vehicles that parked all day. These areas include Brewer, Pier and William Streets

in Perth, Stuart Street, Northbridge and Newcastle Street, Leederville. In the 2007-2008 financial year, the Town intends to install further ticket issuing machines in Brisbane Street, Perth and Vincent Street, Leederville.

Parking for persons with a disability

"3.1.4 Continued implementation of the principles of universal access"

The Town reviews the parking facilities within its boundaries, on an ongoing basis, to ensure that adequate facilities are available for use by people with a disability. In 1999, the Town recognised that not all holders of an ACROD Permit required an Easy Access (3.2 metres wide) parking bay, so it developed standard width bays, which were restricted for use to persons who displayed an ACROD Parking Permit. The Town of Vincent continues to be the only local government currently using these ACROD 2.5 Bays and the process has operated extremely well. The Town is an active participant in a State Government Working Party which is looking into ways to improve the current service to persons with a disability and this group agrees that the Town's initiative should be incorporated into the current State Government Legislation. Guidelines have been produced and it has been recommended to a number of stakeholders that the Town's process for the introduction and enforcement of ACROD 2.5 Parking Bays should be used as a template for all local governments and private car parks in Western Australia.

Animal Control

"1.1.4 Minimise negative impacts on the community and environment"

There are approximately 2,426 dogs registered in the Town, which is an increase of thirteen per cent from those registered last year. There have been twenty-one dog attacks recorded in the past year; thirteen on people and eight on animals. One of the dogs involved in one of the attacks was surrendered for destruction.

During the year thirty infringement notices and eighty-five warning notices were issued, with by far the most common reason being 'dog not held on a leash'. In addition, seven of the infringement notices were issued for dog attacks. There has been a noticeable decrease in the number of infringement notices and warnings issued for offences by dog owners.



< Ranger Dene with staff from Pets Meat Suppliers and Pound Watch with donated food and products.

Rangers have adopted a pro-active stance in animal control and have heavily promoted Puppy Schools and Responsible Dog Ownership programmes throughout the Town. Information pamphlets explaining the responsibilities of animal owners and listing the free exercise areas are available for members of the public.

Litter Control

For a number of years Rangers have adopted a more pro-active role in the area of Litter Control. A total of fourteen infringement notices were issued for 'discarded cigarette butt' and a further sixteen contacts were made. Twelve infringement notices and thirty warnings have also been issued for the offence of 'illegal bill posting'.

Display of Items on a Footpath

The Town of Vincent Local Law Relating to the Display of Items on a Footpath has been in operation for the past five years. Because the section's focus has been predominantly placed on parking enforcement, the monitoring and enforcement action for signs and goods displays has been reduced over the past year or so. In the past twelve months there have been seventeen new applications to 'display of items on a footpath'.

Community Safety

"3.1.2 Provide and develop a range of community programmes and community safety initiatives"

Crime reduction and improvement in community safety are key priorities for the Town and remain ever-present in the forefront of the community's perception and expectation. Encouragingly, the latest statistics released from Office of Prime Prevention support the fact that the Town is, indeed, a safer place to live, work and recreate, with recorded decreases in most offences since 2003. Whilst crime reduction within the Town during 2006-2007 cannot be solely attributed to the Safer Vincent Partnership, the effective and integrated working partnership the Town enjoys with key local agencies is evidenced in the social dividend which is contributing to a safer and healthier environment. The Town, predominantly through the Safer Vincent Crime Prevention Partnership, continues to lead and cement a firm foundation in developing community safety programmes and initiatives within the Town. This has been greatly assisted by the development of the Town's Safety and Crime Prevention Plan 2007-2010 which, for the first time, maps a partnership approach and all actions within the Town in community safety. The Plan will continue to be the vehicle to guide community safety within the Town for the next three years, as it is dynamic, it will be refined and the actions amended in response to changing community issues.



^ Members of the Safer Vincent Partnership at the launch of the Safety Plan.

Town of Vincent Safety Crime Statistics

"3.1.3 Determine the requirements of the community"

The Office of Crime Prevention (OCP) prepares Community Safety and Crime Prevention Profiles for all local government areas in Western Australia. The analysis of the most recent Profile for the Town reveals that, since 2001, the Town has experienced decreasing trends in the rates for most offence categories. The rates of recorded crime in 2004 were lower than or similar to those in the rest of the region and the State, for all offence categories, except vehicle theft and drug offences, which were slightly higher. However, they still showed a reduction of thirty-seven per cent and ten per cent, respectively, on the 2003 rates. In response to local government requests, the OCP has recently initiated new statistical reporting of crime statistics from Police that will be available monthly and quarterly. It is envisaged that these statistic will be available for future reporting, in the 2007-2008 financial year.

Safer Vincent Crime Prevention Partnership

"1.1.4 Minimise negative impacts on the community and environment"

"3.1.2 Provide and develop a range of community programmes and community safety initiatives"

"3.1.3 Determine the requirements of the community"

This Partnership with key stakeholders in the Town has been strengthened over the past year to achieve greater representation from business and multicultural groups and ten meetings were held during the 2006-2007 financial year. The Safer Vincent Co-ordinator has been working with community representatives from precinct, multicultural and seniors' groups, businesses and Police, to progress a variety of community initiatives and grant-funded programmes, including:

- **Child Restraint Checking (CRC)** – free service to ensure that child restraints have been fitted safely. A total of 183 individual checks were conducted at the Town. A grant from the WA Local Government Association Roadwise was successfully obtained to



^ 'Cross Here' by Finn Pattison.

sustain combined local government CRC beyond the 2006-2007 financial year.

- **Vincent Light and Safe** – funding for this programme was successfully obtained from the State Government "Proceeds of Crime" Funding and implemented throughout 2006-2007. The project involves the installation of motion sensor lights in fifty residences to assist in improving safety and security around homes. The evaluation surveys of Vincent Light and Safe project participants indicate that the majority of recipients were extremely happy with the outcome.
- **Constable Care Programmes** – delivering Life Skill and Early Intervention programmes to the seven schools within the Town. These programmes are aimed at "teaching kids to do the right thing", with a specific focus on community safety, crime prevention and respect issues.
- **Nyoongar Patrol Outreach Service** – via the Nyoongar Patrol, the Town funds an outreach and referral service, primarily to indigenous people, who sleep rough in parks within the Town. During the year, the Town and the Patrol continued joint training in the use of 'two way' radios. This training has 'value added' considerably to the Town's partnership with the Nyoongar Patrol. To promote better communication and integration, the Ranger and Community Safety Services staff and the Patrol have arranged joint weekly and bi-monthly network meetings with a focus on continual improvement, to build the rapport and working relationships and identify and respond to issues within the Town.

- **Pilot Project with Multicultural Communities** – a Safety in Harmony Project which aims to promote safety and security within multicultural groups, has been progressed as a priority project of the Town of Vincent Safety and Crime Prevention Plan 2007-2010. A \$10,000 seeding grant was obtained from the Office of Crime Prevention for the 2006-2007 financial year with implementation to continue beyond 2008.
- **Project for Communication Strategies** – to address community perceptions of safety and crime prevention, this strategy is also being progressed as a priority project of the Town of Vincent Safety and Crime Prevention Plan 2007-2010 and a \$10,000 seeding grant has been obtained from the Office of Crime Prevention. Safety promotional resources are being developed by the Safer Vincent Crime Prevention Partnership, and 'Celebrating Safer Vincent' columns have been implemented as an ongoing addition to the Town's Newsletter. A further revision of the Ranger and Community Safety Services webpage has also been completed and updated information has been added as components of the overall Communicating Safety project for the 2006-2007 financial year.
- **Safer Vincent Crime Prevention Plan** – the development of the Safety and Crime Prevention Plan 2007-2010 has been completed, with the State Government, Office of Crime Prevention, the Council and the Safer Vincent Crime Prevention Stakeholders endorsing the Partnership's action plan in February 2007. Implementation of the actions within this 'Whole of Town' approach to community safety is well underway as per plan timelines, and these will be evaluated on an annual basis at the beginning of each calendar year (January/February).
- **Vincent Accord** – this group was formed to discuss licensed premises issues and how they impact on the community. Three Vincent Accord meetings were run throughout 2006-2007.
- **Parks Working Group** – this group, which is chaired by the Department for Community Development, continues to be the overarching group to monitor anti-social and homelessness issues with the Town. Since its inception, there have been significant decreases in the levels of intoxication of 'park people', which has resulted in a decrease in the number of complaints from adjacent residents. Two meetings were held in 2006-2007. The primary aim is that of advocating long-term strategies in dealing with park issues and these efforts will continue in the 2007-2008 financial year.
- **Business Beats** – Ranger and Community Safety Services, in conjunction with Community Policing Officers, responded to two requests from businesses to provide practical tips on security and safety.
- **Safer Northbridge** – ongoing representation is provided to Safer Northbridge to ensure a continued input on how the Town's strategies can complement those of the City of Perth and vice versa.

- **Magenta Working Group** – ongoing representation is provided to the Magenta Working Group to identify issues concerning street prostitution in Vincent.
- **Western Suburbs Community Safety Co-ordinators' Meeting** – this group represents a collaborative approach to community safety and security in the western parts of the metropolitan area. Six meetings were attended in 2006-2007.
- **Central Metropolitan Police Integration Committee** – this group meets regularly to discuss crime prevention issues, primarily in the City of Perth and Town of Vincent areas. The Town has hosted eleven Integration meetings with Perth Central Police and other stakeholders.

Emergency Management

"1.1.4 Minimise negative impacts on the community and environment"

- **Local Emergency Management Committee (LEMC)** – the Town is an active participant in the Western Central Local Emergency Management Committee, which develops strategies to deal with emergencies, both natural and man-made, and has recently included strategies for terrorist actions, critical infrastructures and recovery. During 2006-2007 the Council adopted the Recovery Management Arrangements for the Town and in 2007-2008 it is expected that the Emergency Management Arrangements will also be adopted. This ensures that the Town has complied with the requirements of the *Emergency Management Act 2005*.
- **District Emergency Management Committee (DEMC)** – the Town is also a participant in this committee, which is primarily focused on ensuring that LEMC strategies align with those of adjacent LEMCs and that the processes that have been established are in accordance with Legislation and State Emergency Management Policies.

Burning/Smoke Nuisances

"1.1.4 Minimise negative impacts on the community and environment"

The Town's Local Law relating to Health prohibits the burning of rubbish and refuse or other material on the ground at all times of the year. This is dealt with during business hours by the Health Services Section, but all after-hours calls are dealt with by Rangers. The Ranger Services and Community Safety Section received five after-hours complaints of this nature, which shows a marked reduction from those reported in 2005-2006.

Abandoned Vehicles

During 2006-2007 there were 324 abandoned vehicle complaints investigated, resulting in fifty-five vehicles being towed away and 269 being removed by the owners.

Bush Fire Hazard

"1.1.4 Minimise negative impacts on the community and environment"

During the year 196 fire hazard complaints were received and compliance was obtained in all cases. In two cases the Council had to employ a contractor to cut and remove the ground fuel from the blocks. Recoverable works orders were issued to recoup the costs.

Syringes/Needles

"1.1.4 Minimise negative impacts on the community and environment"

The incidence of discarded syringes and needles in public places continues to be a serious issue and staff are called upon to collect such items fairly regularly. In the past twelve months, 361 syringes/needles were collected and disposed of by Rangers, Environmental Health Officers, Engineering and Parks staff. The number of discarded syringes/needles being collected each month has reduced over the year, partly due to the Town providing a number of disposal containers in car parks, toilets and other public places, and partly due to the vigilance of the staff, Police and other agencies.

State Emergency Services

"1.1.4 Minimise negative impacts on the community and environment"

The Town is one of the sponsors of the Northshore Unit of the State Emergency Service, with the Emergency Operations Centre for this unit situated within the Town's boundaries. This is a voluntary organisation whose personnel are trained as lead combat authority for a number of emergencies, including storm, cyclone, flood, earthquake and tsunami. They also provide a support role in searches for missing persons and other emergencies as they occur.

The Unit has been operational on ninety-four occasions over the 12-month period, including during a major storm which swept through the metropolitan area causing extensive damage to trees, roofs and properties throughout the operational area. The Unit has also provided personnel for two bushland searches outside the metropolitan area and has been deployed to assist with problems in other metropolitan local government areas. The Unit had a team on 'stand-by' for deployment to Port Headland during both of the cyclones that ravaged the area.

The Town's Manager Ranger Services and Community Safety, Jim MacLean, has been Deputy Local Manager for the past seventeen years and is about to take up the role of Local Manager of the Northshore SES Unit Inc.

Library Services

Manager: Elizabeth Scott

The Town of Vincent Library is a member of a nationwide public library network offering members of the community free access to information and recreation resources. The Library actively supports intellectual freedom and lifelong learning by selecting items that discuss and inform in both mainstream and controversial issues; encourage a sense of curiosity in the young, or provide recreational outcomes.

Information Services

"1.1.5 Enhance and maintain parks and community facilities"

"3.1.3 Determine the requirements of the community"

Services to the public have expanded and improved again this year, to now include:

- Free on-line access for members to the EBSCO on-line databases, which include Australian & New Zealand Reference Centre, Business Source Elite, NovelList and Consumer Health. Free access to the Encyclopaedia Britannica On-line and the Health and Wellness database has continued.
- More music CDs, many of which were suggested in "What would you like us to buy?"
- Library stock supplied by the State Government has now achieved the State Library's minimum standard of 1.25 items per head of population; we subscribe to over 100 magazine titles covering computing, parenting, sport, and other popular topics.
- A total of 8,053 new items were acquired during the year, of which 2,547 were purchased with funds provided by the Town. This local stock is selected to meet increased demand for best sellers or new topics of interest.
- 100,081 on-line enquiries were registered, an increase of 5,925 from last year, which is a reflection of growing trends towards on-line services.
- Vincent Library Forum – total attendances were 295 with positive feedback.

▼ Emeritus Professor Geoffrey Bolton with Nick Catania at the launch of *Our Town*.



Local Studies and History

"3.1.1 Celebrate and acknowledge the Town's cultural and social diversity"

"3.1.2 Provide and develop a range of community programmes and community safety initiatives"

"4.2.5 Enhance knowledge management"

The Local History Collection is for reference only, with items archived or stored in locked cabinets to ensure their preservation. Most of the items in the collection are entered onto the Library catalogue, making searches possible in the Library or at home on the Internet. The collection contains over 500 books, reports and unpublished documents. Local newspapers are archived with clippings from the papers held in subject files. The collection also includes scans of over 2,000 photographs. There is a small map collection with copies of early maps of the area and of suburb subdivision maps. Oral History is given high priority, with a dedicated Oral History Officer, and there are 165 interviews, with transcripts, relating to the local area.

This has been an exciting year for Local History with the launch of the book, *Our Town: early photographs from the Town of Vincent Local History Collection*. The book features fifty photographs accompanied by extracts from interviews in the collection. It was launched on 2 May by Emeritus Professor Geoffrey Bolton, with many of the sixty-eight contributors in attendance. Both a limited edition hard cover and a soft cover edition are available.

Another exciting event occurred in August with the launch of an exhibition for the completed Oxford Street Project. Over forty interviews were used to compile the information that became part of the exhibition. The exhibit also included many old photographs accompanied by current-day photographs of the same buildings to give a sense of time and place. The study covered the full length of Oxford Street, from Leederville Parade to Scarborough Beach Road. This was a rewarding community event as it brought together many former residents and business owners who had not seen each other for up to forty years. A splendid afternoon tea was provided by the Re Store on Oxford Street.

The Local History Awards were held in September. The winning entries can be viewed on the Local History page of the Town's website. The generous sponsorship of this annual event by Woodville Property is appreciated.

Local History continued its involvement in the East Perth Power Station Historical Project, providing contacts for interviews, information and photographs to researchers, sponsoring a section in the Local History Awards and being part of their Picnic Day at Banks Reserve in January.

Involvement with the Northbridge History Project run by the Department of Premier and Cabinet has also continued. The focus is on the area up to Brisbane Street, and early residents of that area and its surrounds have attended workshops and a mapping session. Oral histories are being recorded. An exhibition, "Italians in Northbridge", compiled by the Project team and the Italian Group was launched by the Italian Vice-Consul and was featured in the Library in June.

Vincent Library Forum

“3.1.1 Celebrate and acknowledge the Town’s cultural and social diversity”

“3.1.2 Provide and develop a range of community programmes and community safety initiatives”

The Vincent Library Forum, held on the last Wednesday of each month, presented some very interesting speakers this year. July began with Anna Jacobs, winner of the Romantic Writer of the Year for 2006. Also presenting were inspirational speaker Marjorie Smith, naturopath and homeopath Sabine, and Janet Woods, another Western Australian novelist. In 2007 all of the speakers were published writers. Also during the year the very entertaining Lou appeared with *Big Purple Undies*; the Harmony Week speaker was cookery writer Joyce Westrip who spoke about her life in India and the history of Moghul cuisine. April’s presenter was Sonya Green, author of *Reinventing myself; insightful and thought provoking articles on personal growth and healing*, followed in Library Week by John Harman, who has been a journalist and writer for many years and includes episodes of *The Bill* amongst his works. June concluded with Roelf Hogen-Esch, who self-published his autobiography, telling of his escape from Nazi-occupied Holland to his eventual life in Western Australia.

Housebound Readers and Seniors’ Services

“3.1.2 Provide and develop a range of community programmes and community safety initiatives”

The Library provides a Housebound Readers’ Service and there has been an increase of three people utilising the service, despite several cancellations over the winter months, bringing individual housebound membership to eighty-five. Bulk deliveries to Nursing Homes remain unchanged.

Individual	Individual delivery to Nursing Homes	Bulk delivery to Nursing Homes
85	4 Nursing Homes • Leighton Nursing Home • Rosewood Care • St Michael’s Nursing Home • Silver Chain Nursing Home	<ul style="list-style-type: none"> • Leederville Gardens • Lake View Lodge • Casson House • St Rita’s



^ Image from the Local History Collection – the Holland Family at 38 Shafer Street (now Galwey Street), Leederville, 1907.

The Vincent Library Forum is an opportunity for seniors in our community to visit the Library. This has been a very successful monthly event with a cross section of library patrons attending. Some housebound clientele are regular attendees at these events taking the opportunity to select their own reading material. During Seniors’ Week (22-29 October) Janet Woods was the guest speaker at the Forum, a total of twenty-eight attended this event with transport being provided to housebound members.

The Senior Services Librarian has attended The Lifelong Reader Development Group meetings. These senior services meetings are an opportunity for librarians to discuss the importance of promoting greater awareness in our community of the valuable role of the public library in relation to our seniors. Useful information and interesting ideas are exchanged, and notable and relevant guest speakers are invited.

The purchase of library bags for our housebound readers has been a success with delivery, packing and storing becoming a more organised system. As demand is increasing, about \$1,500 was spent on new books in large print format and audio-visual material to supplement SLWA stock for the housebound members. In addition, individual requests are also considered.

Books	Cassettes/ CBs	DVDs	CDs	Inter Library Loans	Periodicals/ Magazines	Oral History/ Pamphlets/ Paperbacks	Videos	Jigsaws	MP3	Total
8,603	615	541	80	126	334	47	294	17	4	10,661

Languages other than English

“3.1.1 Celebrate and acknowledge the Town’s cultural and social diversity”

“3.1.2 Provide and develop a range of community programmes and community safety initiatives”

Materials in languages other than English (LOTE) are available. Confidential records of members requiring LOTE materials are now collected, noting which language they prefer to read so that the Library can be assured of selecting appropriate stock. Catering for adult literacy students and tutors is the Read, Write Now! collection. Special needs can be catered for upon request. The Library is committed to supporting the International Decade of Literacy (2003 to 2012). Tutors also use the Library facilities, both for teaching materials and to carry out tutorials.

Young People’s Services

“3.1.1 Celebrate and acknowledge the Town’s cultural and social diversity”

“3.1.2 Provide and develop a range of community programmes and community safety initiatives”

The Better Beginnings programme is an early intervention family literacy programme targeting children aged 0-3 years. This is jointly funded by the State Government, Rio Tinto Future Fund and local government. A librarian has provided twenty-one information sessions at child health centres to promote the Better Beginnings programme and the services of the Vincent Library to 163 new parents. The sessions were made possible with the support and co-operation of the Community Child Health Nurses at the Leederville, Mount Hawthorn, North Perth and Highgate Child Health Centres.

Baby Rhyme Time commenced in January to support the Better Beginnings programme. Parents with children 0-18 months can attend a twice-weekly session of nursery rhymes, songs and action rhymes. Attendance is encouraging with an average of eighteen parents and babies enjoying each session.

Twice-weekly pre-school storytime sessions were attended by 4,496 children and parents, including 102 children and teachers/parents from local kindergartens and child care centres. Our specialist Young People’s Services (YPS) Librarian reads stories and poems to the children, and follows with a linked craft activity. Storytime sessions are also conducted once per month at a Mount Hawthorn Child Care Centre involving an average of twenty-eight children per visit.

Children’s Book Week is one of the highlights in the Vincent Library calendar, where the considerable diversity and quality of Australian children’s literature and the importance of reading is acknowledged and celebrated throughout Australia. It also serves as an opportunity to promote the role of the library in encouraging young readers to seek out and enjoy a wide range of quality publications. This year the YPS Librarian co-ordinated activities for children during school holiday periods

and Harmony Week, with 471 children attending. Activities included visits by a belly dancer, kite maker, storytellers, clowns and a make-up artist. Library material related to the activity was on display and either used as inspiration by the children or borrowed to further enjoy the activity at home. The Library was fortunate to have local and national authors Rina Foti, Katy Watson-Kell and Anthony Eaton address children from local schools in this year’s celebration. Relationships with schools in the Vincent area were further strengthened with children from the Highgate Primary School Intensive Language Centre attending Children’s Book Week for the first time. A total of 387 students and teachers from schools within the Town attended a successful week of Children’s Book Week activities in August.

The Parent’s Collection has continued to grow with the collection now numbering 147 items, with parents advising that this resource area greatly enhances the other parenting aids within the Library Collection.

Information Technology

“4.2.5 Enhance knowledge management”

Two new public access Internet PCs were installed and are being well used.

Increased efficiencies have been seen in reporting and circulation as a result of training sessions, and from the implementation of new features and procedures.

Statistics

- Issues up from 175,449 to 240,107 – an increase of thirty-six per cent
- New memberships showed little change – 2,055 this year, from 2,085 last year
- Inquiries made to staff continue to drop, this year from 10,018 to 9,271
- Use of Library on-line catalogue up from 94,156 to 100,081
- Use of the Internet in the Library up from 4,164 to 4,579.

Senior library staff have attended meetings and visited other libraries in planning the new Library. All staff have been involved at staff meetings to ensure that all procedures and requirements are identified. The new Library construction has been closely observed and photos taken to record progress.



The history of Oxford Street was celebrated with the Oxford Street > Project exhibition. Oxford Street, 1936.

Health Services

Acting Manager: Alison Giles

Environmental Health strives to promote community health, quality of life and vitality by preventing or controlling those diseases, ill-health, injury or deaths that result from interactions between people and their environment. Services are based on a range of environmental health programmes, and targeted projects in order to promote the health, safety and well-being within the Town. Health Services work in partnership with internal and external stakeholders to enhance public health and the general urban environment to meet community expectations, state, national and international health standards.

Programmes

"1.1.4 Minimise negative impacts on the community and environment"

Food Safety and Training

Food premises assessments are regularly conducted to ensure that compliance is achieved with the relevant food hygiene and safety standards. Environmental Health Officers educate food premises proprietors during routine unannounced inspections. The FoodSafe Training package is promoted and is regularly audited where certification is achieved. FoodSafe incorporates staff training and strict record keeping, to ensure accountability in producing safe food. A total of 242 Eating Houses (including restaurants, cafés and takeaway premises) were licensed during the year, with seventy premises also being licensed for Alfresco Dining. In addition, there are a further eighty-five food premises that do not currently require an Eating House Licence (i.e. butchers, manufacturers, and licensed premises), that are also regularly inspected to ensure compliance with food safety standards.

Food Safety Monitoring

In the 2006-2007 financial year 131 samples were obtained for analysis. Of the total number of samples: sixty-one food samples were submitted to PathWest for microbiological analysis; eighty-four samples were submitted to Inman and Farrell Laboratory for chemical analysis as a part of the Local Health Authority Analytical Committee (LHAAC) programme; seven legal samples were obtained and analysed.

Non-legal sampling surveys conducted included: microbiological quality of delicatessen meats; fresh spring rolls; labelling and chemical analysis of imported and exotic foods. Some surveys are conducted in conjunction with the Northern Food Monitoring Group of which the Town is a member. The Department of Health (WA) issued forty-four food recalls, eighteen of which required action to ensure the removal of the non-compliant, adulterated or incorrectly labelled food products.

Special Events and Temporary Food Stalls

Sixty-five special events permits were issued for food stall holders at a number of events including Harmony Day, Leederville Street Festival, Hyde Park Festival and the Town of Vincent Summer Concert Series. Health Services also played a great role in large public events such as concerts at Members Equity Stadium with the provision of public building and food safety assessments.

Accommodation Control – Lodging Houses and Substandard buildings

Lodging houses, general dwellings and hotels within the Town are required to provide and maintain adequate standards of hygiene and safety. Routine inspections of the twenty-one Lodging Houses were undertaken six-monthly, with a focus on emergency evacuation procedures, structural integrity, hygiene and the general safety of the premises and patrons.

Substandard buildings were investigated upon receiving service requests throughout the year. There are currently forty-five properties listed on the Substandard Property Register. Inspections of residential dwellings were undertaken upon receipt of complaints relating to overcrowding, health and/or hygiene issues.

Water Quality Control – Public Swimming Pools and Spas

A total of 176 samples were obtained to regularly test for chemical and microbiological compliance in accordance with the *Health (Swimming Pool) Regulations 1964*, with the majority of results achieving compliance.



'Good Boy' by Scott Bycroft. >

Infectious and Notifiable Disease Control

In 2006-2007 the Department of Health (WA) requested the Town's Health Services to investigate the following notifiable cases of infectious disease: four cases of *Salmonellosis*; four cases of *Giardiasis*; and nine cases of *Campylobacteriosis*. To assist in reducing the re-emergence of diseases within the community, immunisation was provided to 308 children who attended the Town's four child health clinics. In addition, ninety-eight staff members were immunised against *Influenza*.

Environmental Health Service Requests

Health Services provide information to residents, existing and prospective business proprietors, developers, builders, acoustic consultants and others in relation to environmental health compliance. The following service requests are indicative of activities undertaken during 2006-2007:

- 998 orders and requisitions processed
- 230 rodent bait and information packages were issued
- around 161 Customer Action Requests relating to food premises, substandard buildings/accommodation, smoky chimneys, smoking in enclosed public places, pest control, unauthorised discharge of wastewater etc
- an estimated 530 general requests in relation to the Town's Health Local Law 2004, *Health Act 1911* and *Environmental Protection Act 1986*.

Environmental Noise Control

Health Services actioned 195 noise complaints, and received numerous noise-related enquiries which resulted in approximately 483 subsequent customer dealings via telephone, in-person and by email. The majority of noise complaints were related to mechanical noise (62), construction noise (48) and amplified music (39). Health Services issued three Noise Abatement Directions, one Infringement Notice and rectified numerous long-standing noise complaint issues including the relocation of noisy air-conditioners and abatement of noise emissions from licensed venues.

Public Buildings

Health Services undertook assessments of Public Buildings, including late night inspections, in accordance with the *Health (Public Buildings) Regulations 1992*. Health Services continued its involvement in the Vincent and Western Accord meetings, where stakeholders such as Police Services, licensees, and the Safer Vincent Co-ordinator work together to proactively address concerns related to licensed premises.

Health Promotion

"3.1.2 Provide and develop a range of community programmes and community safety initiatives"

During the past year health promotion has been provided to employees, residents and business owners, including:

- Outdoor Air Quality and Home Heating Options Workshop with local residents

- Healthy Lifestyle Tips & Monthly well@work Newsletter
- The introduction of the *Food Safety Matters* publication to food businesses
- On-site food safety and health education
- Provision of written information on infectious disease, child health, immunisation and environmental health.

Needle and syringe programmes, including the Discarded Needle Collection Service, are successful public health strategies aimed at reducing the transmission of infections such as *Hepatitis B*, *Hepatitis C*, and HIV/AIDS. The vast majority of needles and syringes distributed are disposed of properly; however, sometimes improperly discarded needles and syringes are found in the community. The Town has thirty-one rigid sharps containers strategically placed throughout the locality.

Environment

Environment and climate change have become emerging issues that have had an impact on Health Services. One application has been approved for the installation and use of a greywater reuse system. The introduction of the *Environmental Protection (Unauthorised Discharge) Regulations 2004* has resulted in more than thirty businesses being investigated and educated regarding stormwater discharge. No infringement notices have been issued.

Planning, Building and Heritage Services

Manager: Des Abel

The objective of Planning, Building and Heritage Services is to plan and create a multi-dimensional sustainable environment that respects and grows from its past and effectively embraces the community vision and needs of today and tomorrow.

Planning and Heritage Services

"1.1 Improve and maintain environment and infrastructure"

Development Activity

A total of 686 Planning Applications were determined during the year. The Planning Applications comprised:

- 390 development applications
- 50 change of land use applications
- 4 new home occupations
- 1 renewal home occupations
- 28 applications for demolition only of existing buildings
- 213 applications for demolition of existing buildings including redevelopment.

Development Reviews

Where Council exercised discretionary power under the Town Planning Scheme, its decisions were subject to a right of review by applicants to the State Administrative Tribunal.

Twenty-eight review applications were lodged against decisions of Council of which eight were dismissed, one dismissed in part, seven withdrawn, six allowed and six pending determination.

Planning and Development Act Written Directions

Written directions were served for unauthorised uses and works on seventeen separate properties under the provisions of the *Planning and Development Act* and the Town of Vincent Town Planning Scheme. Five written directions were complied with, eight resolved by either the Tribunal or retrospective Planning Approval, two are pending legal action and the remaining two are pending.

Building Services

"1.1 Improve and maintain environment and infrastructure"

Building Activity

A total of 491 Building Applications were determined during the year comprising:

- 360 Building Licences
- 49 Demolition Licences
- 21 Sign Licences
- 52 Swimming Pool Licences
- 9 Strata Certificates.

Total value of approved constructions was \$88,364,502.

Building Reviews

This year no review applications were lodged against a Building Licence condition.

Local Government Act Notices

Seven Notices were served for unauthorised works and dangerous structures under the provisions of the *Local Government (Miscellaneous Provisions) Act (1960)*.

Three Notices were complied with and four were the subject of a review application to the State Administrative Tribunal; three of the notices which were the subject of a review application were upheld by the Tribunal and one was withdrawn and is pending further legal action.

One Notice was served on variation from the approved plans of the Building Licence, which is pending retrospective Planning Approval. In addition, five Stop Work Notices were issued.

Strategic Plan Achievements

Planning, Building and Heritage Services are responsible for a rich depth and diversity of strategies and initiatives as detailed in the Town's Strategic Plan and are currently in the process of reviewing the Town Planning Scheme No. 1.

Municipal Heritage Inventory Review

"1.1.3 Enhance and maintain the character and heritage of the Town"

The Town has recently undertaken an extensive review of its Municipal Heritage Inventory (MHI) showcasing a best practice model in heritage management at a local government level and supporting the Town's strategic objective to recognise the value of heritage in providing a sense of place and identity. The review saw a sixty-five per cent increase of places listed on the Town's MHI with property owner support (compared with ten per cent support in 1995).

In 1995 the MHI contained 155 places, comprising 270 properties; following the review it now contains 246 places comprising 419 properties. The review of the MHI project highlighted the Town's commitment to developing a strong heritage management service that takes a responsible, innovative and enthusiastic approach to heritage management and supports the Town's vision towards a sustainable and caring community built with vibrancy and diversity.

The MHI Review resulted in the creation of the following initiatives to support the project:

- A dedicated heritage website and on-line database managed by the Town
- New policies and guidelines to assist in identifying heritage, assessing development for places of heritage value, and future management of the MHI, resulting in improved transparency and accountability
- A Heritage Assistance Fund to support property owners undertaking conservation works on their heritage places
- Introduction of annual Heritage Information Talks and Workshops to encourage broader participation in heritage knowledge and awareness
- Quarterly MHI newsletter for owners of MHI properties, to promote a relationship with property owners
- Development and implementation of a Communication Strategy.

In recognition of this commitment to heritage management, the Town of Vincent were the winners of the Heritage Council of Western Australia 2007 Awards in the Organisation Category for contribution to municipal heritage management through the successful MHI Review project.



Heritage Officer Tory Woodhouse, Minister for Heritage the Hon Michelle > Roberts and CEO John Giorgi with the Town's Heritage Award.

Technical Services

Executive Manager: Rick Lotznicker

Engineering Operations

Co-ordinator Engineering Services: Con Economo

The Engineering Services Section is responsible for the construction and maintenance of the Town's infrastructure including roads, footpaths, drainage, rights of way (ROWs) car parks and streetscapes. The section is also responsible for the collection of refuse from residential and commercial properties throughout the Town, and street and precinct cleaning.

OPERATIONS DURING 2006-2007

"1.1.6 Enhance and maintain the Town's infrastructure to provide a safe, healthy, sustainable and functional environment"

In excess of \$3 million was expended in maintaining the Town's infrastructure to a safe and acceptable level of service over this period. The maintenance, cleaning, and replacement of items within the road reserve and car parks is ongoing due to a number of factors including vandalism, wear and tear, motor vehicle crashes, service authority works etc.

In addition, the installation of crossovers and installation of new and replacement street/parking signage and road line marking was undertaken.

CAPITAL WORKS IMPLEMENTED DURING 2006-2007

"1.1.6 Enhance and maintain the Town's infrastructure to provide a safe, healthy, sustainable and functional environment"



Footpath Slab Replacement

During the 2006-2007 financial year a total of \$450,000 was expended on the replacement of existing slab footpaths. Year nine of the slab replacement programme resulted in approximately 6km of paths being replaced with either cast in-situ concrete or brick paving throughout the Town.

Road Resurfacing and Rehabilitation

An additional \$750,000 was allocated for road resurfacing and rehabilitation of the Town's roads as part of the ongoing road upgrading programme. Several higher order roads were upgraded as part of the Metropolitan Regional Road Programme (administered by Main Roads WA) where the Town contributed one-third with the State Government contributing the remaining two-thirds of the cost.

Due to the Water Corporation's Capital Sewer Upgrade, the upgrading of Bulwer Street (William Street to Beaufort Street) has been placed on hold until late 2007.

Australian Government's Auslink Roads to Recovery Programme

In 2006-2007 approximately \$306,000 of Roads to Recovery funding was used to upgrade:

- Egina Street
- Kalgoorlie Street
- Shakespeare Street
- Hunter Street
- Chelmsford Road
- Edinboro Street
- Vine Street
- Seldon Street
- Burt Street
- Carmelia Street
- Stamford Street.

The Australian Government has extended the programme until 2009.

< Angela Tillier presents Mayor Nick Catania with the Town's certificate of recognition for offsetting the fleet's emissions with the carbon neutral programme.

Rights of Way (ROWs)

In accordance with Council's adopted programme, a further nine Town-owned ROWs were upgraded to a paved and drained standard at a total cost of approximately \$300,000.

In addition, the Town upgraded a number of ROWs for private developers and carried out maintenance works as required on a number of other unsealed ROWs.

Capital Works

A large number of significant projects including traffic management, Main Roads-funded Black Spot and streetscape improvements were constructed by the Town's day labour force during 2006-2007.

Recoverable Works

The Town's workforce also undertook over \$210,000 of recoverable works for private developers, public utility authorities and ratepayers. This included upgrade and repair of ROWs, footpaths, verges and roads.

Waste Management

"1.1.4 Minimise negative impacts on the community and environment"

In excess of \$1.5 million was expended on residential and commercial refuse, recycling and bulk verge collections during 2006-2007.

A weekly residential refuse collection service is provided to the Town's residents and, where appropriate, refuse from units and flats is collected two or even three times a week to minimise the number of mobile garbage bins (MGBs) required.

The Waste Management Service collected and disposed of over 13,190 tonnes of refuse in 2006-2007 comprising domestic waste, park rubbish and tidy bins and miscellaneous waste. The collection tonnages ranged from approximately 890 tonnes to 1,150 tonnes per month.

Recycling Collection

A fortnightly kerbside recycling collection service, incorporating 50L crates for residential properties and 240L MGBs for units and commercial properties, was provided during this period. The Town supplies the recycling crates and MGBs and they are collected by a private contractor. Recyclable items include:

- glass jars and bottles (lids removed)
- aluminium cans and clean foil and trays

- steel cans
- milk and juice cartons (clean)
- paper products (newspaper and cardboard)
- plastics (lids removed).

The Town's recycling service collected over 2,250 tonnes during this period.

Bulk Verge Collections

The Town carried out two green bulk verge collections and one general junk bulk verge collection during the year.

During this period over 590 tonnes of recyclable materials were collected, with about 450 tonnes of general junk disposed to landfill. The green waste collected was mulched for landscaping use.

Worm Farms and Compost Bins

The development of a Waste Management Strategy is currently being prepared in line with the Mindarie Regional Council's Resource Recovery Facility plans for the region. The future method of collection and disposal of waste and recycling in the Town will be further investigated in 2007-2008.

Current initiatives which form part of the Waste Management Strategy include the promotion of home composting such as worm farms and backyard composting bins where the Town subsidises the cost of worm farms and compost bins provided to residents.

Home composting bins are available to the Town's residents for \$50 per bin and worm farms are available to the Town's residents for \$105 with 1/2 kilo worms or \$130 with 1 kilo of worms. In addition, several Worm Farm Workshops for residents were held and more are planned for 2007-2008.



CEO John Giorgi certifies the Town's State Underground Power Project > documents which were co-signed by Mayor Nick Catania, the Hon Francis Logan (Minister for Energy) and Western Power's Doug Aberle.

Mindarie Regional Council

The Town of Vincent together with six other metropolitan local governments comprise the Mindarie Regional Council (MRC). The MRC is committed to reducing the amount of waste to landfill and is currently in the process of implementing a Resource Recovery Facility (RRF) facility to reduce the size of any future landfill at the existing landfill site located at Tamala Park.

The MRC plans to introduce the above RRF in stages, commencing in 2009. In the 2006-2007 year alone, the Town's residents sent over 13,190 tonnes of refuse to landfill, and recycled just over 2,250 tonnes of material which would otherwise have also gone to landfill.

Engineering Design Services

Manager: Craig Wilson

The Engineering Design Services team, under the guidance of the Executive Manager of Technical Services, is responsible for the development and implementation of the Town's infrastructure upgrade programmes including roads, footpaths, drainage, rights of way, underground power, street lighting, signage and street furniture. The section also provides design and survey services for the Town's Engineering Operations and Parks Services sections.

CAPITAL WORKS DESIGNED AND IMPLEMENTED DURING 2006-07

"1.1.6 Enhance and maintain the Town's infrastructure to provide a safe, healthy, sustainable and functional environment"

Cycling and Universal Access Improvements

In 2006-2007 the Town spent \$13,500 on cycling and universal access improvement projects. The majority of the works consisted of the installation of new pedestrian ramps and tactile ground indicators (TGI) in keeping with the Town's Disability Access and Inclusion Plan and the Public Transport Authority's policy requiring that twenty-five per cent of all bus stops be fitted with TGI by December 2007.

Road Rehabilitation (State/Local Government Funded Road Works)

The Town, as part of the 2006-2007 Metropolitan Regional Roads Programme (MRRP), completed three major road upgrade projects. The value of these projects was in the order of \$320,000, of which the Town's contribution was \$106,000:

- Oxford Street, Leederville (Leederville Parade to Vincent Street)
- Fitzgerald Street, Perth (Newcastle Street to Carr Street)
- Beaufort Street, Perth (Parry Street to Brisbane Street).

The works, in the main, comprised new kerbing, drainage improvements, profiling of the existing road surface, applying a new asphalt overlay and line-marking.

A fourth MRRP project, Bulwer Street, William Street to Beaufort Street, was deferred pending the Water Corporation completing an upgrade of the Perth Main Sewer involving an open cut trench across Bulwer Street between Lane Street and Bulwer Avenue.

STREETSCAPE IMPROVEMENTS

"1.1.6 Enhance and maintain the Town's infrastructure to provide a safe, healthy, sustainable and functional environment"

These projects vary from planting trees in the narrow roads of the inner city areas to extensive landscaping and paving works. The value of these projects was in the order of \$132,000, and they were specifically linked to the road resurfacing, traffic management and footpath upgrade programmes to maximise the benefits to the community. Other design elements included new street furniture, pedestrian crossing facilities, traffic calming measures and upgraded street lighting. Amongst the projects were:

- Fairfield Street, Mt Hawthorn, Scarborough Beach Road to Woodstock Street. Scheduled to coincide with the redevelopment of the Mt Hawthorn Plaza Shopping Centre into the 'Mezz', the works, undertaken in consultation with the local residents and with a contribution from the developer, included new paving, landscaping, street trees, road resurfacing and traffic calming measures.
- Bulwer Street, Perth, Fitzgerald Street to William Street, undertaken as part of the Bulwer Street MRRP Road Rehabilitation Project. The improvement included native trees



'I Spy 2 Palms' by Jasper Burgess. >

down the centre of the road, new paving, pedestrian refuge islands and tactile ground indicators.

- Victoria Street, West Perth, Bulwer Street to Cowle Street. What started as a request for street trees evolved into a larger project that included road surfacing, traffic calming, embayed parking and new footpaths, resulting in a significant upgrade of the streetscape.

Drainage

In addition to the drainage improvement works undertaken as part of the Road Rehabilitation and Road Resurfacing Programmes, the Town also completed a number of drainage projects, ranging from minor improvements addressing localised problems, to larger projects designed to reduce the likelihood of significant flooding.

The combined value of the minor localised improvement projects was approximately \$80,000.

One of the more significant projects undertaken by Engineering Operations section was Stage 2 of the Pier Street Drainage Upgrade works adjacent to Members Equity Stadium, Perth. The invasive root systems of the large fig trees had effectively shifted and blocked the pipe, significantly reducing its capacity. A new, larger diameter drain, costing some \$30,000, was laid down the centre off the road and well away from the trees. The third and final stage of the project will be undertaken in 2007-2008.

By far the largest drainage project undertaken by the Town in 2006-2007 was the diversion of the Water Corporation's Mounts Bay Main Drain through the Avenue Car Park in Leederville. The Water Corporation had already committed to relocating and upgrading a section of the Perth Main Sewer which had bisected the car park. The Town realised an opportunity to also relocate the Main Drain that was situated within the same easement as the redundant sewer, so as to remove a likely impediment to future development of the site. The \$1/2 million project, undertaken by D J & M B MacCormick Civil Contractors, commenced in the September 2006 and was completed by late November.

Car Parking

Approximately \$65,000 was spent on the construction of new and the upgrade of parking facilities within the Town, including:

- Frame Court Car Park – in agreement with the Taxi Council of WA the under utilised taxi rank feeder lane was removed which resulted in an additional twenty parking spaces
- Construction of a new taxi rank feeder lane in Newcastle Street, Leederville adjacent the hotel and surrounding restaurants and cafés
- Beatty Park Reserve Car Park was substantially upgraded including drainage improvements, new lighting, resurfacing, line-marking and traffic calming.

Further, as recommended in the 2002 Parking Strategy, the Town continued the bulk parking signs replacement and line-marking programmes to ensure that all parking restrictions are easily understood and meet the relevant standards.

TRAFFIC MANAGEMENT AND SAFETY

"1.1.6 Enhance and maintain the Town's infrastructure to provide a safe, healthy, sustainable and functional environment"

Various traffic management and pedestrian improvement projects were completed during the course of the year ranging from small localised enhancement schemes to more significant projects. The value of these works was in the order of \$115,000, including the following:

- Palmerston Street, Perth – installation of a 'one-lane' slow point, designed to slow down vehicular traffic without impeding cyclists
- Intersection of William and Vincent Streets, Mt Lawley – facilitating the installation of pedestrian crossing phases on the traffic signals. In order for to persuade Main Roads to expedite the signals upgrade the Town contributed \$15,000 towards the works
- Chelmsford Road, Mt Lawley – modifications to the existing 'one-way' slow point to deter motorist from ignoring the 'No Entry' restriction and slow down those who do
- Intersection modifications to improve pedestrian safety, reinforce the stop and give-way control and better manage traffic movement through the intersection.

Other Programmes

"1.1.6 Enhance and maintain the Town's infrastructure to provide a safe, healthy, sustainable and functional environment"

Street lighting maintenance, upgrades and installation of 'Power Watch' security lights. Depending upon the situation, both types of lighting were installed in various locations throughout the Town in response to resident concerns about personal security. The cost of these programmes in 2006-2007 was approximately \$21,000.

Bus Shelter Grants Scheme

The Town again participated in the Public Transport Authority's grants scheme to co-fund the installation of new bus shelters. A further four shelters were installed in 2006-2007, bringing the total number installed under the scheme to twenty, with a further four to follow in each subsequent year for the life of the programme. Shelters were installed in Scarborough Beach Road and Charles Streets, North Perth and Oxford Street, Leederville, and all are fully compliant with disability access requirements.



^ Member for Perth John Hyde with Mayor Nick Catania at the intersection of William and Brisbane Streets. William Street is undergoing an upgrade.

Major Projects

"1.1.6 Enhance and maintain the Town's infrastructure to provide a safe, healthy, sustainable and functional environment"

In the past year, Engineering Design Services has played an integral role in the design and documentation of several major projects that have either commenced in the past year or are scheduled to start in the near future.

State Underground Power Programme

"1.1.6 Enhance and maintain the Town's infrastructure to provide a safe, healthy, sustainable and functional environment"

In July 2003 the Deputy Premier and then Energy Minister, the Hon. Eric Ripper MLA, announced that the Town had been successful in securing a Major Residential Project in round three of the State Underground Power Programme (SUPP). The nominated area was designated the 'Highgate East SUPP Project' and involves undergrounding power to some 800 plus properties in the Highgate, Mount Lawley and East Perth areas.

Construction commenced in late 2006, and should be completed towards the end of 2007, by which time the project will have cost in excess of \$7 million. The final stage of the project will involve the undergrounding of the powerlines in Beaufort Street between Chelmsford Road and Broome Street, enabling the installation of new street lighting through the entertainment precinct. In addition, the Town will be upgrading the streetscape to include new street trees and street furniture.

William Street Upgrade Project

"1.1.6 Enhance and maintain the Town's infrastructure to provide a safe, healthy, sustainable and functional environment"

The long-awaited William Street Upgrade Project finally commenced in January 2007 with the undergrounding of the powerlines being the first stage. After Western Power's contractor has completed their works, anticipated to be August 2007, the Town will commence the civil works including drainage improvements, new paving, road resurfacing, kerbing, reticulation, extensive tree planting, new street furniture and culminating with installation of public art.

Because of the importance of William Street to the Town, as both a social and economic hub and in its capacity as a primary entry point and public transport route into the city, the final design evolved from lengthy discussions with the East Perth Redevelopment Authority, the City of Perth and the local community.

Mount Hawthorn Centre Precinct Upgrade

"1.1.1 Capitalise on the Town's strategic location, its centres and commercial areas"

Another major project that has been mooted for some time is the Mount Hawthorn Centre Precinct Upgrade Project, which is similar in scope to that of the William Street Upgrade Project. The main difference being that the area is already serviced by underground power, however the start of the project was delayed pending Western Power's installation of the new street lighting, the upgrade is now scheduled to commence in August 2007. Once the lights are installed the Town will begin laying reticulation, install banner poles, undertake tree planting and landscaping and road resurfacing. When completed the value of the project will be in the order of \$1/2 million.

Leederville Oval Public Open Space

"1.1.6 Enhance and maintain the Town's infrastructure to provide a safe, healthy, sustainable and functional environment"

With the commencement of the Loftus Centre Redevelopment Project in early 2007 Engineering Design Services has been progressing the design and implementation of the Leederville Oval Public Open Space – Stage 2. The works, which are scheduled to commence in the latter part of 2007, will include limestone tiered seating for spectators attending the football, with disability compliant access, landscaping and lighting and will link the Loftus Centre to the Oxford café strip through the public open space rather than via the road.

Parks Services

Manager: Jeremy van den Bok

The Parks Services Section is responsible for the grounds maintenance and redevelopment of 104 hectares of public open space, which consists of various sportsgrounds, parks and road reserves. Assistance is also provided in maintaining car parks and unsealed rights of way.

Over 10,000 street trees are located within the Town and the management of these valuable assets, which includes pruning, watering and planting, is also the responsibility of Parks Services.

Additional responsibilities include co-ordinating the Town's Graffiti Removal Service and assisting Engineering Services with servicing of the vehicle fleet.

CAPITAL WORKS UNDERTAKEN DURING 2006-2007

Park Redevelopment

"1.1.5 Enhance and maintain parks and community facilities"

Over the past twelve months the most significant project undertaken was the Restoration of the Banks Reserve Foreshore Stage 1A, which was completed in June 2007. The project has transformed the riverbank along this very popular recreational area using a unique bio-engineering method of absorbing wave action.

Following the removal of all non-native vegetation, the banks were regraded and brushmattressing, log barriers and limestone rocks strategically placed along the foreshore. With the addition of various reeds/sedges the foreshore will, in time, take on a more natural look.

Further works are proposed, including the completion of Stage 1B of the foreshore restoration works and a redevelopment project for Walters Brook.

The Wetlands Heritage Trail/Greenway project is well underway and the trail path was completed through Stuart Street Reserve during the year. Many other sections of the trail path will be completed within parklands as the project is progressed.

Conservation/Restoration Projects

"1.1.4 Minimise negative impacts on the community and environment"

The Hyde Park Lakes Restoration Working Group (HPLRWG) is still working behind the scenes in determining the best options for the Restoration of Hyde Park Lakes and their surrounds.

A licence to draw some 'brackish' water from the Leederville Aquifer is being progressed through the Department of Water and this will allow a predetermined level of water to be maintained within the lakes. In addition, suitably qualified consultants have been invited to submit a quotation on preparing a Masterplan for the Restoration of Hyde Park Lakes.

Once completed and the best restoration option is determined, public consultation will be undertaken prior to a works programme and costings being prepared. It is anticipated that a Public Fund may be set up for persons wanting to contribute to restoring this very popular regional recreational facility.

Other capital works completed during the year were as follows:

Park/Reserve	Item
• Britannia Road Reserve (Sth)	Playground upgrade
• Ellesmere Street Reserve	Playground upgrade
• Loton Park	Replacement of perimeter fencing/hedge
• Woodville Reserve	Security Lighting
• Banks Reserve	Replacement of perimeter fencing
• Forrest Park	Security Lighting/Dog Study
• Les Lilleyman Reserve	Security Lighting/Dog Study
• Dorrien Gardens	New bore/pump
• Various	Parks Exercise equipment
• Various	Upgrade of pump electrical cubicles

OPERATIONS – MAINTENANCE

"1.1.5 Enhance and maintain parks and community facilities"

"1.1.6 Enhance and maintain the Town's infrastructure to provide a safe, healthy, sustainable and functional environment"

Street Trees

A total of fifty-one street trees were removed during the past year. The removals were required as the trees were either dead, in poor health and condition, or causing damage to private property. A total of 301 trees were planted in streets throughout the Town during 2006-2007.

As part of the Town's Street Tree Enhancement programme, removal of the remaining Lilac trees in Monmouth Street was completed and replanting was undertaken with Jacarandas. Other streets have been identified where replanting is necessary and owner/occupiers will be consulted prior to any upgrade works commencing.

An annual pruning programme commences in July of each year, which involves clearing of all Western Power cables, under pruning and clearing of the household service wires.

Weed Pest Control/Fertiliser Applications

Weed control of footpaths/kerbs/medians was completed in October 2006 and June 2007 using Glyphosate which is commonly referred to as 'Round-Up'. Properties can be exempted from spraying of the above areas by filling in an exemption form which is advertised in the local papers one month prior to the works being undertaken.

Spraying of parks and reserves is limited and only undertaken where absolutely necessary. Generally, only one application of 'Spearhead', a selective herbicide, is applied in July/August to control jo-jo or onehunga.

When the above spraying is undertaken, staff carefully monitor the progress of the contractors through the area. It should be noted that the foam residue that remains for some time after spraying is completed is only 'marker foam' and is non toxic.

Whilst there have been some recent concerns in neighbouring local governments in relation to spraying and subsequent death of adjacent trees around drainage sumps, it is advised that the Town does not and has not used the chemical Hexazinone previously.

Playgrounds

The Town's playgrounds are inspected and maintained regularly in accordance with the relevant Australian Standards.

The adopted Annual Playground Upgrade programme works are being implemented accordingly and information pertaining to the programme can be obtained from the Parks Services Section.



^ The annual garden competition is always popular.

Garden Competition

The Town's Annual Garden Competition was conducted again in October 2006.

	1995	1996	1997	1998	1999	2000	2001	2002	2003	2004	2005	2006
No. of entries	45	34	70	94	84	115	71	84	87	84	117	117

Graffiti Control

The Council has a policy of, where practicable, removing all reported graffiti tags on public and private property within twenty-four hours.

The graffiti data recording system has finally been implemented after several processing issues and the data below represents the statistics for June 2006 only.

Suburb	Reports
Coolbinia	1
East Perth	1
Highgate	10
Leederville	146
Mount Hawthorn	56
Mount Lawley	56
North Perth	70
Perth	142
West Perth	22

Of the above reports, 379 were on private property, 116 were on Council property and the remainder being other service authority's infrastructure. A total of 1,450m² of graffiti was removed at a total cost of \$10,700.

Vandalism

The Town experiences acts of vandalism from time to time and costs associated with repairs and reinstatement of recreational areas/buildings and car parks for the 2006-2007 financial year are as follows:

Location	2003-2004	2004-2005	2005-2006	2006-2007
Sportsgrounds	\$19,569	\$27,337	\$8,604	\$18,501
Parks	\$29,377	\$43,351	\$23,860	\$27,764
Road Reserves	\$4,089	\$2,370	\$2,048	\$3,450
Car parks	\$1,714	\$1,606	\$1,369	\$2,294
Council Buildings	\$30,039	\$36,426	\$40,480	\$37,262

As indicated above, acts of vandalism cost the Town a considerable amount of time and money and residents are encouraged to report anyone seen defacing or damaging Council property to the Town during normal working hours. On weekends or after normal working hours the after hours paging service telephone number is 9273 6061.

Performance and Workload Indicators

As advised last year, the *Local Government Act* has been amended and the requirement to produce a Principal Activities Plan has been superseded by the Plan for the Future. As a result, reference to Principal Activities has been removed from the Annual Report.

The indicators have been prepared under the following activities:

- Governance
- Asset Acquisition and Replacement
- Beatty Park Leisure Centre
- Vincent Library Services
- Law and Order Services
- Car Parks and Parking Control
- Town Planning and Development Control
- Building Management and Control
- Health Services
- Parks and Sports Grounds
- Road Reserve Infrastructure
- Waste Management
- Community Development.

The Town performed to a high standard in most activity areas, generally meeting established performance measures. Details on the performance of specific activities are included in the various section reports contained within this Annual Report.

Operating expenditures were subject to some variations, operating incomes were on budget.



Native birds frolic in the Hyde Park Lakes. >

GOVERNANCE

Activity

To provide efficient and effective administrative and operational services to the Elected Members to enable them to perform their duties and meet the requirements of the community and the Council.

Objective

To provide timely, professional advice and services to Elected Members to facilitate strategic planning and responsible decision-making.

KEY PERFORMANCE INDICATORS	04/05	05/06	06/07
Workload Indicators			
• Average number of residents per Elected Member	2,866	2,866	2,866
• Size of Local Government	10.4 sq km	10.4 sq km	10.4 sq km
• Average population per square kilometre	2,480	2,480	2,480
Efficiency Indicators			
• Governance expenses as a percentage of operating expenditure	5.19%	5.22%	5.10%
• Average governance expenses per Elected Member	\$148,170	\$153,321	\$157,964
• Average amount of Council expenses per Elected Member	\$86,250	\$83,508	\$83,932
Effectiveness Indicators			
• Elector rating of overall Elected Member performance	N/A	N/A	N/A
• Voter participation at Elections	33.72%	N/A	N/A
• Number of Elector initiated Elector Meetings	Nil	Nil	Nil
• Number of complaints received	Nil	Nil	1

Governance

STATISTICAL INFORMATION	04/05	05/06	06/07
• Governance as a percentage of operating expenditure	5.19%	5.22%	5.10%
• Average governance expenditure per Elected Member – total governance	\$148,170	\$153,321	\$157,964
• Members of Council only	\$86,250	\$83,508	\$83,832

Decisions of Council – Statistical Information

ITEM	04/05	%	05/06	%	06/07	%
Items Considered	840	-	900	-	541	-
Recommendations Adopted	614	73.09	542	60.22	357	65.98
Recommendations Amended	365	43.45	223	24.77	149	27.54
Recommendations Not Adopted	52	5.71	38	4.2	9	1.66
Items carried En Bloc	348	41.42	296	32.88	215	39.74
Items Deferred	48	5.71	91	10.11	26	4.80
Items 'Laid on Table'	1	1.7	6	0.6	0	0
Notices of Motion	10	-	17	-	14	
Average Public Attendance	23	-	26	-	16	
Average Public Questions/Speakers	11	-	12	-	7	
Average Meeting Time	3 hours & 15 minutes		3 hours & 3 minutes		2 hours & 39 minutes	

ELECTOR INITIATED MEETINGS	04/05	05/06	06/07
Number of Meetings	0	0	0

COMPLAINTS TO THE OMBUDSMAN	04/05	05/06	06/07
Number of Complaints	3	2	0

FREEDOM OF INFORMATION REQUESTS	04/05	05/06	06/07
Number of Requests	7	15	4

ASSET ACQUISITION AND REPLACEMENT

Activity

To provide for the acquisition and replacement of Council vehicles, plant and equipment assets. The major plant and waste plant are acquired and replaced in line with the 5-year Plant Replacement Programme. The light vehicles are replaced in accordance with the Fleet Management Contract. The acquisition and replacement of computer hardware is in line with the Information Technology Strategic Plan currently under development.

Objective

To provide a programme for the planned acquisition and replacement of Council-owned assets and to ensure the necessary reserves are in place to enable this to be funded in the future.

KEY PERFORMANCE INDICATORS	04/05	05/06	06/07
Effectiveness Indicators			
• Percentage of Capital Expenditure financed by external funding	34%	12%	63%
• Percentage of Assets programmed for replacement actually replaced	78%	77%	75%
• Ratio of Capital Expenditure to total depreciation	68%	114%	54%



'Junction' by Karl Ockelford. >

BEATTY PARK LEISURE CENTRE OPERATIONS

Activity

To maintain a high quality leisure facility for the benefit of all ratepayers, residents and other members of the public.

Objective

To provide the community with a self-funding facility that has access to both aquatic and other leisure activities in a clean, well-supervised, state-of-the-art facility.

STRATEGIC PLAN LINK

Key Result Area 2 – Community and Information Services

“2.5 Consolidate Beatty Park Leisure Centre as a premier leisure centre.”

KEY PERFORMANCE INDICATORS	04/05	05/06	06/07
Workload Indicators			
• Number of full time equivalent employees in the Leisure Centre	49	49	51
• Number of recreation and leisure centre users per week	15,480	15,162	15,236
• Number of swimming pool users per week	8,732	8,976	8,655
• Number of activity users per week (swim school, circuit, aerobics, aquarobics, yoga, personal training, massage)	1,491	1,437	1,546
Efficiency Indicators			
• Net cost of operating Leisure Centre per user	\$0.56	\$0.06	-\$0.01
• Net cost per full time equivalent employee	\$9,226	\$998	\$262.90
• Operating cost per hour open to the public	\$84.61	\$9.57	-\$2.62
Effectiveness Indicators			
• Leisure Centre total operating hours per week	102.36	98.25	98.25
• Leisure Centre's written complaints per 1000 capita	<0.1%	<0.1%	<1.0%



< Record numbers of students enrolled in Swim School classes at Beatty Park.

STATISTICAL INFORMATION

ATTENDANCE FIGURES	04/05	05/06	06/07
Category			
Adult Swim *	154,030	146,040	151,667
Child Swim *	52,990	56,142	64,370
Student Swim *	23,895	16,603	11,128
Pensioner/Senior Swim *	31,580	30,618	28,522
Sauna/Spa/Steam Room/Swim *	14,305	11,503	12,887
Pensioner Sauna/Spa/Steam Room/Swim *	17,310	11,499	5,594
Trainer Swim *	21,550	17,925	12,675
Family Swim (2 adults and 2 children)	14,780	17,708	13,376
Baby Toddler – free	54,360	53,500	56,775
Spectator	75,340	82,146	81,957
In-term Swim and VacSwim	45,738	76,045	66,916
Carnival	23,560	27,123	26,200
Special Events	1,230	3,371	764
Birthday Party participants	1,968	2,071	2,132
Swim School – parent baby	8,360	7,383	9,240
Swim School – pre-school	17,470	16,888	16,131
Swim School – school age	29,020	28,643	27,242
Swim School – adult	1,630	1,359	1,399
Swim School – one-to-one	685	688	817
Swim School – school holiday	2,585	2,441	1,533
Swim School – RLSS In-term	1,980	2,570	2,693
Member entry	176,000	146,562	155,756
Casual Gym	2,420	2,483	3,468
Fitness Appraisal	1,825	70	150
50+FIT	590	507	1,520
Aerobics *	4,226	4,077	9,520
Circuit Gym *	1,002	624	1,403
Aqua Fitness *	5,635	5,266	6,634
Massage	797	1,029	925
Personal Training	785	1,318	1,365
Yoga	2,355	1,900	cancelled
Crèche	11,522	9,671	8,605
Pilates	402	80	cancelled
Meetings/Functions/Courses	1,895	2,581	8,954
TOTAL	803,820	788,434	792,318

* Not including members

VINCENT LIBRARY SERVICES

Activity

Providing a comprehensive library and information service for the residents, in well-equipped and modern surroundings at the Town of Vincent Library.

Objectives

To provide the community of the Town with access to a first-class service which provides the widest range of Library services and maximises the use of current technology.

KEY PERFORMANCE INDICATORS	04/05	05/06	06/07
Workload Indicators			
• Number of Library loans per annum	178,126	175,449	240,107
• Total registered members	11,942	14,944	12,093
• Total number of requests per annum per member	1.11	2.2	0.99
Efficiency Indicators			
• Total number of requests satisfied	8,261	6,459	6,567
• Total members served per staff member Full Time Equivalent	11.59	14.52	11.32
• Total book loans per staff member Full Time Equivalent	17,293	17,051	22,482
• Library operating expenditure per member	\$70.62	\$58.82	\$79.27
Effectiveness Indicators			
• Number of Library loans per member	14.92	11.75	19.86
• Total hours per week of access	52	52	52
• Hours of access outside normal office hours	12	12	12
• Current membership as percentage of local government population	45.58%	58.33%	45.21%
• Average number of users of Internet terminals per week	82	81	88

STATISTICAL INFORMATION

ITEM	04/05	05/06	06/07
Adult Membership	11,188	11,703	9,786
Child Membership	1,959	2,781	2,094
Total Membership	11,942	14,944	12,093
% Residents Membership	71.14%	60.73%	64.12%
Number of housebound readers	133	118	118
Average Monthly Transactions	27,827	28,215	29,008
Number of Library Board stock per capital	1.22	1.23	1.25
Library Board Standard	1.25	1.25	1.25
Number of items issued	178,126	175,449	240,107
Library Gross Expenditure	\$843,383	\$879,039	\$958,654
Cost per issue	\$4.74	\$5.01	\$3.99

LAW AND ORDER SERVICES

Activity

To provide a Ranger Service to the community which will fulfil the statutory requirements of the Council within the law and order and public safety services.

Objective

To provide the residents, ratepayers and business proprietors of the Town with an effective liaison, educational and legislative service in the areas of Animal Control, Litter Control, Graffiti Control, Fire Hazards, Abandoned Vehicles and other associated activities.

KEY PERFORMANCE INDICATORS	04/05	05/06	06/07
Workload Indicators			
• Expenditure per property serviced by Ranger Services	\$36.93	\$40.52	\$40.22
• Total annual complaints received per capita	0.29	0.50	0.58
Number of reports received to which Rangers Services response is warranted	7,662	14,887	15,127
Efficiency Indicators			
• Cost per Rangers Service Full Time Equivalent #	-\$11,774	-\$53,026	-\$68,050
• Response time to reports received	2 hours*	2 hours*	2 hours*
• Responses handled per Full Time Equivalent	958	1,861	1,891
Effectiveness Indicators			
• Percentage of rateable properties covered by Ranger Services	100%	100%	100%
• Percentage of total reports warranting Ranger response to which response was provided	100%	100%	100%
• Total reported complaints	10,454	14,890	15,129

In 2004-2005 there was a net surplus of \$11,774 per Ranger and in 2005-2006 this surplus increased to \$53,026 per Ranger. In 2006-2007 the net surplus increased to \$68,050 per Ranger.

* Dog attacks actioned immediately

* Serious parking complaints – initial response as soon as possible

* Dependent on severity of complaint

STATISTICAL INFORMATION

NUMBER OF COMPLAINTS	04/05	05/06	06/07
Litter	421	365	263
Dogs General	253	291	202
Dogs Noise	32	33	41
Dogs Attacks	20	20	12
Bush Fire/Burn off	53	99	99
Number of Infringement Notices Issued			
Dog Act	54	54	30
Litter Act	84	63	42
Animal Control Statistics			
Number of dogs impounded	145	92	90
Number of dogs claimed	120	74	73
Number of dogs sold	10	6	7

CAR PARKS AND PARKING CONTROL

Activity

To provide an enforcement service to residents, ratepayers and business proprietors of the Town and to provide car parking facilities for use by the customers of the Town.

Objective

- To provide the residents, ratepayers and business proprietors of the Town with effective and cost-efficient car parking facilities.
- To provide suitably maintained car parks to ensure safety and security of patrons.

KEY PERFORMANCE INDICATORS	04/05	05/06	06/07
Workload Indicators			
• Parking revenue as a percentage of overall revenue	4.62%	7.15%	9%
• Total number of infringements issued per annum	12,770	24,103	24,125
• Total number of infringements issued per capita	0.49	0.92	0.92
Efficiency Indicators			
• Number of infringements issued per Full Time Equivalent (FTE) employee	2,237	3,013	3,016
Effectiveness Indicators			
• Percentage of revenue over total expenditure for car parks and parking control	99.82%	138%	195%
• Number of complaints received re Ranger Services regarding parking in the Town	6,883	12,199	12,079
• Number of complaints received re parking control service	2	3	2



< Hilton Matheson's winning photograph in the Pre-1925 category of the Local History Awards – Matheson's Grocery Store, 1923.

STATISTICAL INFORMATION

	04/05	05/06	06/07
Number of Complaints			
Parking	1,463	1,880	2,071
Number of Infringement Notices Issued			
Parking	17,888	24,103	24,125
Types of Infringement/Notice			
Failure display ticket	8,867	11,734	12,449
Stop longer than allowed	3,862	3,406	3,974
Stopping – No Stopping area	657	742	676
Stopping on footpath	152	145	125
Stopping on Clearway	1,083	1,205	1,243
Not headed in traffic direction	309	466	379
No Parking – Restricted period	20	44	48
Unlawful private property	209	206	234
Other	40	1,068	25
No parking any time	75	60	67
Not wholly in marked stall	252	129	146
Stopping – verge	153	93	77
Stop Taxi/Bus Stand	249	113	127
Causing obstruction	35	97	102
Parking Disabled Bay	27	87	100
Stop Loading Zone	108	150	160
Stop particular Class	1,756	4,261	4,095
Park in excess of 24 hours	34	97	98
Number of Full Time Employees	8	8	8
Number of Infringements Issued per FTE	2,237	3,013	3,016

PARKING REVENUE COMPARISON 2004-2007

INSPECTORIAL CONTROL	04/05	05/06	06/07
Modified Penalties	\$947,765	\$1,434,037	\$1,439,395
Sale of Parking Signs	\$555	\$298	\$432
Other Revenue	\$2,653	\$1,722	\$1,761
TOTAL	\$950,973	\$1,436,057	\$1,441,588

CAR PARKS	04/05	05/06	06/07
Frame Court	\$383,568	\$456,219	\$543,793
Brisbane Street	\$100,582	\$167,101	\$183,088
Raglan Road	\$13,365	\$18,622	\$21,270
The Avenue	\$294,416	\$276,989	\$352,873
Oxford Street	\$2,438	\$6,903	\$22,499
Chelmsford Road	\$22,642	\$14,498	\$39,234
The Stadium	\$14,130	\$20,627	\$15,154
Barlee Street	\$18,772	\$23,025	\$29,422
TOTAL	\$849,913	\$983,985	\$1,207,333

KERBSIDE PARKING	04/05	05/06	06/07
William, Stuart, Pier, Brewer, Newcastle Streets	\$146,447	\$156,826	\$198,544

PARKING REVENUE TOTAL	04/05	05/06	06/07
	\$1,947,333	\$2,576,868	\$2,847,465



Thomas Hoareu's Vincent Prize winning work *Standing at the Crossroads*. >

TOWN PLANNING AND DEVELOPMENT CONTROL

Activity

To provide for the orderly and proper land use and development in the Town by providing equitable and timely planning advice and efficient and effective decision-making for the long-term benefit of the residents of the Town.

Objective

To provide the future strategic planning of the Town and to maintain an efficient and effective service in the deliverance of statutory planning issues.

KEY PERFORMANCE INDICATORS	04/05	05/06	06/07
Comparative Indicators			
• Net planning and regulatory costs per capita	\$26	\$22	\$25
• Number of planning applications determined through the year	605	633	737
• Development applications	471	513	631
• Survey strata title applications	32	24	15
• Subdivision referrals	28	51	36
• Change of land use applications	46	38	50
• Home occupation applications	28	7	5
• Requests for Town Planning Scheme amendments	0	0	1
Efficiency Indicators			
• Percentage of planning applications determined under delegated authority	57%	37%	66%
• Development applications	56%	40%	70%
• Survey strata title applications	84%	92%	58%
• Subdivision referrals	82%	96%	44%
• Change of land use applications	24%	5%	44%
• Home occupation applications	96%	43%	80%
• Average net cost of processing planning applications	\$1109	\$900	\$921
• Average planning application processing time	60 days	67 days	55 days
• Development applications	66 days	66 days	56 days
• Survey strata title applications	46 days	46 days	16 days
• Subdivision referrals	35 days	38 days	42 days
• Change of land use applications	76 days	69 days	60 days
• Home occupation applications	37 days	62 days	42 days
• Percentage of applications processed within statutory time frame	60%	45%	62%
Effectiveness Indicators			
• Percentage of appeals per application decision*	2%	6%	4%
• Percentage of successful appeals per appeal lodged	23%	9%	29%

The total number of applications determined comprises development, change of use and home occupation applications. The Western Australian Planning Commission is the responsible authority for strata and survey strata title applications and subdivision referrals.

**There are no formal appeal rights on requests for town planning scheme amendments.*

STATISTICAL INFORMATION

DESCRIPTION	04/05	05/06	06/07
Planning Applications			
• Development not involving demolition	410	255	390
• Change of land use	46	38	50
• Home Occupation	24	7	4
• Home Occupations – renewals	4	0	1
• Demolition excluding redevelopment	22	50	28
• Demolition including redevelopment	39	208	213
Total	545	558	686
Planning Appeals – Tribunal			
Total Number	13	35	28
Appeals Dismissed	3	3	8
Appeals Upheld	2	6	6
Appeals Dismissed (part)	0	0	1
Appeals Withdrawn	1	10	7
Appeals Pending	7	16	6
Approved Developments			
Single Houses	62	42	29
Grouped Dwellings	136	56	105
Multiple Dwellings	86	9	22
Aged/Dependent Persons Dwellings	0	0	0
Total Number of Dwellings	284	107	156
Dwellings subject to alterations/additions	195	374	383
Home Occupations	28	7	5
Mixed-Use Developments Comprising:	14	3	15
• shop	16	0	4
• office	19	6	7
• eating house	2	1	3
• show room	1	0	0
• education establishment	2	1	0
• group dwellings	43	6	14
• multiple dwellings	83	25	18
• light industry	1	0	1
• unlisted use	1	1	0
Commercial	83	68	74



Owners of heritage buildings attended workshops which were > organised by Heritage Services and held in the Library.

BUILDING MANAGEMENT AND CONTROL

Activity

To manage and maintain the Town's building assets to meet the required standards in accordance with the Town's 5-year maintenance programme.

Objectives

- To ensure building developments comply with the statutory standards of enabling legislation and provide for reasonable structure of integrity, durability, health, safety and amenity for the benefit of the occupants in the community.
- To manage the Town's building assets and to ensure the Town's buildings are maintained to a satisfactory level that ensures both the health and the safety of the users of the buildings.

KEY PERFORMANCE INDICATORS	04/05	05/06	06/07
Workload Indicators			
• Number of building applications per year	484	514	334
• Average value of building applications per year	\$126,887	\$141,231	\$164,291
• Building control revenue to expenditure ratio	0.38	0.42	0.55
Efficiency Indicators			
• Average number of working days to decide building application	19 days	35 days	34.39 days
• Percentage of building licence applications processed within 35 days	76%	71%	81%
• Percentage of private swimming pools inspected during the year	27%	10%	8.5%
• Net private swimming pool inspection costs per inspection	\$17	\$17	\$20
Effectiveness Indicators			
• Percentage of appeals per building licence application decision	Nil	Nil	Nil
• Percentage of successful appeals lodged	17% (Building notices)	No Building Appeals	No Building Appeals
• Percentage of pools inspected that require second or subsequent inspection to ensure compliance	24%	6%	84%

STATISTICAL INFORMATION

DESCRIPTION	04/05	05/06	06/07
Building Licences			
• Demolition Licences	58	49	49
• Sign Licences	28	13	21
• Swimming Pool Licences	26	21	52
• Strata Certificates	26	31	9
Total	484	492	491
• Value	\$61,413,483	\$70,609,575	\$88,364,502
Private Pool Inspections			
Number of Pools Inspected	90	36	38
Number of Pools Requiring Re-Inspection	22	2	32
Percentage of Pools Requiring Re-Inspection	24%	6%	84%

HEALTH SERVICES

Activity

To ensure overall compliance with all statutory health and noise legislation and codes.

Objective

To provide regulation, control and education to promote, protect and maintain the health of the community and provide equitable access to community health services.

KEY PERFORMANCE INDICATORS	04/05	05/06	06/07
Workload Indicators			
• Health Service expenditure as a percentage of total operating expenditure	2.3	2.56	2.61
• Health expenditure per head of population	\$20	\$26	\$27
• Number of premises inspections required per annum:			
• Class 1	752	760	714
• Class 2	30	28	32
• Class 3	108	168	185
• Class 4	36	50	52
• Class 5	1	12	12
• Public buildings	70	164	148
• Public swimming pools	42	276	306
• Lodging houses	20	42	42
• Hairdressers and skin penetration premises (registered)	27	29	62
• Offensive trades	10	28	15
• Pest control	220	254	230
• Noise (including follow up)	293	381	483
• Other nuisances	961	986	691
• Number of Child Health Centres per thousand capita (under 5 years)	3.00	3.00	3.00
• Number of complaints received per annum <i>*previously incorrectly reported as service requests/complaints to action, rather than complaints about Health Services service delivery.</i>	1,410*	1,537*	1



< Manager Ranger & Community Safety Services Jim Maclean (middle) and Safer Vincent Co-ordinator Michael Wood (right) are joined by an SES Volunteer at the FESA stand at Active Vincent Day.

KEY PERFORMANCE INDICATORS	04/05	05/06	06/07
Efficiency Indicators			
• Percentage of premises inspections completed during the year – for each type:			
• Class 1	90	60.2	63.7
• Class 2	95	42.8	97
• Class 3	93	66	42
• Class 4	88	118	67
• Class 5	0	175	141
• Public buildings	75	50	51.35
• Public swimming pools	100	55.8	57.51
• Lodging houses	100	54.8	83.3
• Hairdressers and skin penetration premises	20	31	10
• Offensive trades	80	21	66.66
• Pest control	100	100	100
• Noise	99	99	100
• Number of food samples submitted for analysis per thousand capita	8.31	4.41	4.87
• Net cost of immunisation service per vaccination <i>*previously incorrectly reported as total cost of service i.e. \$67,808 for 2006-2007 financial year.</i>	\$55,715	\$62,748	\$214.84*
• Immunisation cost per vaccination <i>*previously incorrectly reported as cost per head of population i.e. \$67808/26879 = \$2.52.</i>	\$2.12	\$2.45	\$32.81*
Effectiveness Indicators			
• Vaccinations per thousand capita by Town of Vincent immunisation service	10.69	11.08	11.45
• Percentage of unsatisfactory food samples relative to total samples submitted for analysis	2.16	6.19	10.7
• Percentage of regular inspected premises failing to meet a satisfactory level of health compliance – for each type:			
• Class 1	9.2	10.9	14.6
• Class 2	12	8.3	9.2
• Class 3	7.5	6.3	5.1
• Class 4	11.2	1.69	1.5
• Class 5	0	0	0
• Public buildings	11.43	18	16
• Public swimming pools	10	15	8.0
• Lodging houses	10	13	12
• Hairdressers and skin penetration premises	0	0	0
• Offensive trades	10	12	11
• Pest control	10	0	12

Class 1 (cooking), Class 2 (seafood, poultry, bakeries), Class 3 (bakery only bread, tearoom), Class 4 (deli, supermarkets, groceries), Class 5 (fruit and vegetable, liquor store)

STATISTICAL INFORMATION

DESCRIPTION	04/05	05/06	06/07
Infectious Diseases			
Campylobacter	0	3	9
Giardiasis	0	0	4
Salmonellosis	0	2	4
Shigellosis	2	0	0
Ross River Virus	0	2	0
Cryptosporidiosis	1	0	0
Total	3	7	17
Number of Health Notices Issued	9	8	8
Number of Upgrading Orders Issued for Food Premises	15	9	15
Food Samples			
Chemical Food Samples	146	70	84
Complying Samples	140	63	77
Units Used	1,099	772	1,272
Microbiological Samples	70	43	61
Microbiological Swabs	0	0	10
Immunisation			
Number of Children Immunised	330	284	308
Cost of Service (minus staff costs)	\$8,757	\$9,816	\$11,744
Number of Child Health Centres	4	4	4
Visits			
Harold Street – Highgate	81	64	65
Loftus Centre – Leederville	54	51	47
Mount Hawthorn	74	109	126
View Street – North Perth	69	60	70
Noise Complaints			
Number of Noise Complaints	293	381	195
Number of follow-ups required	-	Previously recorded above	483
Number of Infringement Notices Issued	-	0	1
Number of Noise Abatement Directions Issued	0	5	3
Pollution			
Number of Environmental Pollution Notices Issued	0	0	0
Substandard Housing Inspections/Visual Checks			
Number of Inspections	423	516	376

PARKS AND SPORTS GROUNDS

Activity

The development and maintenance of all parks and sports grounds utilised for passive and active recreation to the highest standard of duty and care.

Objective

To provide equitable access to a range of parks, gardens and recreation grounds to enable the passive and active recreation needs of the community to be enjoyed in a safe and aesthetically satisfying environment.

KEY PERFORMANCE INDICATORS	04/05	05/06	06/07
Workload Indicators			
• Hectares of parks, gardens and recreation grounds per thousand capita passive and active	4.06	4.05	3.86
• Annual cost of parks and recreation grounds maintenance per rateable property	\$99.72	\$97.63	\$106.68
Efficiency Indicators			
• Annual maintenance cost per hectare for parks and recreation grounds	\$13,891	\$14,567	\$15,347
• Annual maintenance cost per hectare for street tree verge maintenance	\$8,006	\$7,543	\$9,529

STATISTICAL INFORMATION

Workload Indicators

- Number of passive/active reserves

04/05	05/06	06/07
Passive	Passive	Passive
33	34	35
Active	Active	Active
22	21	21

- Number of trees planted per year

04/05	05/06	06/07
459	297	317



Ranger Services have a comprehensive Responsible Dog Ownership programme. >

Efficiency Indicators

RESERVE BOOKING STATISTICS	04/05	05/06	06/07
Braithwaite Park			
Number of Bookings	26	6	15
Number of Users	260	2,266	2,270
Revenue	\$450	\$659	\$939
Hyde Park			
Number of Bookings	190	92	98
Number of Users	4,053	6,608	9,616
Revenue	\$584	\$7,440	\$7,991
Banks Reserve			
Number of Bookings	22	10	15
Number of Users	710	1,350	1,850
Revenue	\$310	\$1,037	\$1,170
Beatty Park Reserve			
Number of Bookings	359	233	266
Number of Users	7,110	11,612	12,624
Revenue	\$986	\$1,896	\$4,328
Woodville Reserve			
Number of Bookings	46	28	32
Number of Users	1,876	1,478	2,270
Revenue	\$2,029	\$1,413	\$3,047
Britannia Road Reserve			
Number of Bookings	809	423	512
Number of Users	32,681	57,817	84,760
Revenue	\$4,130	\$6,410	\$6,539
Charles Veryard Reserve			
Number of Bookings	208	146	132
Number of Users	6,072	11,590	9,280
Revenue	\$70	\$528	\$7,518
Les Lilleyman Reserve			
Number of Bookings	162	193	82
Number of Users	5,520	9,568	6,790
Revenue	\$500	\$1,437	\$998
Menzies Park Reserve			
Number of Bookings	188	171	175
Number of Users	5,714	11,468	12,480
Revenue	\$146	\$672	\$739
Birdwood Square			
Number of Bookings	4	6	53
Number of Users	450	146	960
Revenue	-	\$120	\$225
Forrest Park			
Number of Bookings	16	361	372
Number of Users	2,779	45,768	48,080
Revenue	\$169	\$1,500	\$1,719

ROAD RESERVE INFRASTRUCTURE

Activity

The management and maintenance of an effective and efficient infrastructure system for roads, drainage and street lighting, including the provision and maintenance of a network of safe footpaths and dual-use paths. The monitoring of traffic patterns in terms of access, safety and road capacity to ensure efficient traffic flows, ensuring that adequate levels of vehicular parking exists within designated strategic locations and developing and maintaining streetscape improvements to achieve an attractive visual environment. Progressively carry out improvements to rights of way (ROWs).

Objective

To develop and manage a road system that provides for safe, efficient and comfortable vehicular and pedestrian traffic.

KEY PERFORMANCE INDICATORS	04/05	05/06	06/07
Workload Indicators			
• Road preservation expenditure ratio	0.18	0.18	0.18
• Own resources roadwork expenditure per rateable property	\$163.44	\$153.10	\$160.83
• Proportion of total expenditure applied to sealed roads	13.44%	11.23%	8.71%
Efficiency Indicators			
• Percentage of utilisation and road-making plant	83.15	83.15	83.15
• Percentage of road asset network assessed for a set condition	7.35	7.35	7.35
• Percentage of road construction completed within the year	81.82	81.82	77.63
• Average cost of verge or streetscape maintenance per hectare	\$87.04	\$93.75	\$82.83
Effectiveness Indicators			
• Road condition ratio	0.39	0.35	0.36
• Percentage of road capital expenditure to road depreciation	2.32	2.31	2.72
• Road preservation performance ratio	0.82	0.79	0.80



Our Town: early photographs from the Town of Vincent Local History Collection. >

WASTE MANAGEMENT

Activity

The removal and disposal of putrescible, recyclable and green waste in a cost-effective and efficient manner by means of:

1. Weekly domestic service
2. Fortnightly recycling service
3. Bi-annual verge collection
4. Provision of compost bins at cost price.

The aim of these services is to reduce the quantity of waste disposal which goes to landfill sites.

Objective

To provide a cost-efficient, effective and environmentally-friendly waste collection/recycling service to the residents of the Town of Vincent by employing state-of-the-art disposal technology.

KEY PERFORMANCE INDICATORS	04/05	05/06	06/07
Workload Indicators			
• Waste management revenue to expenditure ratio	0.03	0.03	0.04
• Number of residential waste collections per week	12,697	12,927	13,521
• Total tonnes of waste to landfill per annum	13,040	13,152	12,848
Efficiency Indicators			
• Waste collection cost per tonne	\$143	\$149	\$142
• Waste collection cost per service	\$147	\$152	\$134
• Net recycling cost per tonne	\$106	\$128	\$111
• Total annual waste management expenditure per capita	\$70	\$72	\$73
Effectiveness Indicators			
• Number of complaints per thousand capita	7.51	7.60	7.71
• Percentage of missed services per week	0.02	0.02	0.01

STATISTICAL INFORMATION

DESCRIPTION	04/05	05/06	06/07
Rubbish Collection			
Rateable Properties	14,399	14,841	14,974
Residential Properties serviced	12,697	12,319	12,458
Commercial Properties serviced by Town of Vincent (includes churches, schools, halls and some vacant blocks that are under development)	1,310	1,216	1,280
Commercial Properties not serviced by Town of Vincent	392	395	400
Total domestic and commercial rubbish tipping costs	\$382,653	\$504,055	\$539,801
Total tonnes domestic and commercial rubbish collected	12,424	12,585	12,848
Recycling – Domestic			
Paper	790	644	480
Co-mingled	628	613	946
Total Tonnage	1,418	1,257	1,426
Recycling – Commercial			
Paper	658	677	603
Co-mingled	309	233	225
Total Tonnage	967	910	828
Public Tidy Bins/Parks			
Tipping cost per tonne	\$30.80	\$37.41	\$45.83
Tipping costs	\$17,470	\$20,571	\$28,222
Tonnes	567	549	615
Collection cost	\$108,388	\$110,000	\$97,202
Collection cost per tonne	\$191	\$200	\$200
Bulk Verge Collection			
Contractor's cost per annum	\$129,326	\$129,326	\$155,000
Tipping costs per annum	\$59,463	\$66,968	\$64,593
Hard waste collected	472	530	518
Green waste collected	571	575	547

COMMUNITY DEVELOPMENT

Activity

To progress the Town's vision and values by facilitating the achievement of the community's goals through co-operation and partnership with the local community.

Objectives

- To provide services and programmes which are relevant to the needs of our community.
- To promote community development and cultural diversity.
- To provide opportunities for people in our community to enhance their quality of life.
- To facilitate an effective communication flow between the community and the Town.

KEY PERFORMANCE INDICATORS	04/05	05/06	06/07
Workload Indicators			
• Participant numbers in events	8,645	7,050	8,850
• Number of events serviced	25	79	61
Efficiency Indicators			
• Client feedback on services provided	See below	See below	See below
Effectiveness Indicators			
• Evaluation surveys on events	98% rated the organisation of the events as 4 or 5 (Likert scale with 1 being for badly organised and 5 for well organised) 97% of those surveyed would like to attend the event again.	98% rated the organisation of the events as 4 or 5 (Likert scale with 1 being for badly organised and 5 for well organised).	98% rated the organisation of the events as 4 or 5 (Likert scale with 1 being for badly organised and 5 for well organised) 97% of those surveyed would like to attend the event again.
• Percentage of external funding compared with total Community Development expenditure	13.5	15.4	15.6



The exhibition of the Oxford Street Project saw business proprietors and residents past and present gather together. >

STATISTICAL INFORMATION

HALL BOOKING STATISTICS			04/05	05/06
North Perth Town Hall				
Number of Bookings				
Main Hall	353	267	356	
Lesser Hall	327	360	359	
Number of Users				
Main Hall	10,335	9,905	15,033	
Lesser Hall	5,721	7,574	8,421	
Total Revenue	\$23,158	\$26,335	\$24,000	
Total Expenditure	\$57,448	\$24,872	\$20,682	
Net Return	-\$34,290	-\$1,463	\$3,318	
Mount Hawthorn Community Centre				
Number of Bookings				
Main Hall	465	349	172	
Lesser Hall	616	515	455	
Number of Users				
Main Hall	15,208	10,211	8,988	
Lesser Hall	23,002	18,039	29,590	
Total Revenue	\$34,494	\$35,728	\$36,650	
Total Expenditure	\$64,407	\$62,523	\$57,326	
Net Return	-\$32,740	-\$26,795	-\$20,676	
Banks Reserve Pavilion				
Number of Bookings	231	203	197	
Number of Users	3,333	4,740	5,456	
Total Revenue	\$6,142	\$6,435	\$7,500	
Total Expenditure	\$19,837	\$18,436	\$19,030	
Net Return	-\$13,695	-\$12,001	-\$11,530	
Menzies Park & Pavilion				
Number of Bookings	115	97	214	
Number of Users	2,040	1,827	6,586	
Total Revenue	\$3,849	\$3,018	\$7,850	
Total Expenditure	\$66,620	\$66,918	\$80,980	
Net Return	-\$62,771	-\$63,900	-\$73,130	
Royal Park Hall				
Number of Bookings	430	240	205	
Number of Users	22,194	6,273	10,141	
Total Revenue	\$41,666	\$10,381	\$10,919	
Total Expenditure	\$44,911	\$50,181	\$44,610	
Net Return	-\$3,245	-\$39,800	-\$33,691	

Competition Principles Agreement

The Competition Principles Agreement (CPA) is a contractual agreement between the Federal Government and all State and Territory Governments. Local Government is committed to the CPA through the State Governments' involvement. The focus of the CPA is to ensure that all public enterprises operate in a transparent manner in the best public interest. This requires that public enterprises review their operations to ensure that they do not have a competitive advantage or disadvantage resulting from their status as public enterprises.

To ensure compliance with the CPA, local governments are required to include in their annual reports certain particulars in relation to CPA. The Town of Vincent supports the concept of the CPA and in this regard the following particulars are reported.

Competitive Neutrality

This principle deals with ensuring that government business operations do not have any advantage or disadvantage in comparison with the private sector. At present no activities undertaken by the Town have been classified as either a Public Trading Enterprise or a Public Financial Enterprise by the Australian Bureau of Statistics.

During the reporting period the Town has not received any allegations of non-compliance with the principles of Competitive Neutrality.

Structural Reform of Public Monopolies

The Town does not operate any Public Monopolies within the CPA definition and accordingly there is no reporting requirement. The Town did not privatise any activities during 2006-2007.

Legislation Review

Within the principles of the CPA is a requirement for local governments to review all existing legislation to ensure that the legislation does not restrict competition, or if restrictive legislation is in place, it is in the best interests of the community.

Local Laws

During the year the Town continued the process of reviewing all Local Laws. The *Local Government Act 1995* requires all existing Local Laws to be reviewed every eight years. As part of this process the intention to review Local Laws is advertised in the media as required by the *Local Government Act*, thus giving residents and ratepayers the opportunity to comment on any proposed changes, additions or deletions to the Town's Local Laws.

Policies

In conjunction with the Local Laws Review process, Council regularly reviews its policies. All new policies were advertised for twenty-one days for public comment, thereafter being adopted by the Council. In some cases policies were amended to reflect current terminology and community expectations. Policy amendments are an ongoing commitment and feature regularly at Council Meetings.



< 'Anzac Road Tree' by Emma Hewitt.

Town Profile

History

For tens of thousands of years before the settlement of the Swan River Colony, the indigenous Nyoongar people were hunters and gatherers who occupied the south-west corner of Western Australia. The lakes on the coastal plain were particularly important to the Aboriginal people, providing them with both spiritual and physical sustenance.

At the time of the first European contact in 1827, the area in which Perth now stands was called Boorloo. Boorloo formed part of Mooro, the tribal lands of Yellagonga, whose group was one of several based around the Swan River known collectively as the Whadjug. The Whadjug was a part of the greater group of thirteen or so tribes which formed the south west socio-linguistic block still known today as Nyoongar ('The People'), or sometimes by the name Bibbulman.

After settlement in 1829, the Europeans gave the name of 'Third Swamp' to one of a chain of lakes stretching from Claisebrook to Herdsman Lake. Nearly seventy years later, in 1897, fifteen hectares of Third Swamp would be gazetted as a public park and two years later renamed Hyde Park. Hyde Park is now one of the Town of Vincent's most attractive and popular parks.

From 1831, hostile encounters between European settlers and Nyoongars – both large-scale land users with conflicting land value systems – increased considerably. This phase of violence culminated in events such as the execution of Whadjug tribal chief Midgegooroo, the murder of his son Yagan and the massacre of the Murray tribe.

By 1843, when Yellagonga died, his tribe had begun to disintegrate and had been dispossessed of their land around the main settlement area of the Swan River Colony. They retreated to the swamps and lakes north of the settlement area including Third Swamp, formerly known by them as Boodjamooling.

Third Swamp continued to be a main camp site for the remaining Nyoongar people in the Perth region and was also used by travellers, itinerants and homeless people. By the gold rush days in the 1890s they were joined by many miners en route to the goldfields.

Meanwhile, the principal lakes had been drained and between 1855 and 1883 there were phases of settlement to the north of Perth. The *1871 Municipalities Act* established Perth and seven other towns as municipalities with the authority to levy rates, while Local Road Districts were financed almost exclusively from government grants.

Leederville, Highgate and North Perth were originally included in the vast area controlled by the Perth Roads Board, whose limited revenue over the next twenty years was reflected most obviously in the lack of road construction. Much early infrastructure was financed by private citizens.

Residential development progressed from the 1880s, particularly following the completion of the Fremantle to Guildford rail line in 1881. Highgate began to develop, the Woodville Estate (now North Perth) was opened in 1890, and the Monger and Leeder Estates were sold to developers and subdivided in 1890-1891. The first subdivision of the Mount Hawthorn locations into residential estates occurred between 1887 and 1903, with the Hawthorn Estate being one of the later subdivisions.

Development was rapid in Leederville and North Perth. In May 1895, the section of the Perth Roads Board area covering Leederville and West Leederville was gazetted Leederville Roads Board. Less than twelve months later, Leederville became a municipality, having sufficient property within its boundaries to provide a minimum of £300 in annual rates at a rating of not more than one shilling to the pound. In April 1897 the population of the Leederville municipality had reached more than one thousand and its municipal area was divided into three wards – north, south and central.



Vincent boasts a wealth of buildings reflecting the State's past. >

By 1895 North Perth had also emerged as a suburb in its own right. Four years later it was declared a Roads Board and, in October 1901, gazetted as a municipality. The North Perth Council was in existence from 25 October 1901 to 22 December 1914.

By 1897 Third Swamp was no longer a camp site and was vested for the citizens as a public reserve.

Much of Vincent's rich heritage stems from the 1890s and 1900s when many community buildings were established, including the North Perth District School (now North Perth Primary), Highgate Primary School, Leederville and Brisbane Street post offices, North Perth Police Station, Brisbane and Queens hotels, the North Perth Town Hall, the Redemptorist Monastery and the Perth Mosque.

In 1914 the Councils of Perth, North Perth and Leederville agreed to the union of the three municipalities (Greater Perth), as prescribed in the *Municipal Corporation's Act 1906*. The union took effect on 22 December 1914. Later, the ratepayers of Victoria Park Council decided, by referendum on 22 November 1916, to amalgamate with the City of Perth, and this union was consummated on 1 November 1917.

On 1 July 1994, the restructure of the City of Perth created three new local governments: the Towns of Vincent, Cambridge and Shepperton (now Victoria Park), plus a smaller City of Perth. Commissioners were appointed to control these until elections were held in May 1995.

The Town of Vincent's inaugural elections were conducted by the State Electoral Commission under the postal voting system, which produced a voter response in excess of forty-four per cent.

The Town of Vincent is named after Vincent Street, which is a major road through the centre of the Town. It is also the location of the Town's Council Chambers and administrative offices.

Vincent Street is believed to be named after George Vincent, the Chief Draftsman in the Lands Department and original grantee of land on the north side, east from Charles Street. He named it after himself on issue of the first Crown Grant of Perth c.1876. The municipality includes the suburbs of North Perth, Leederville, Highgate and Mount Hawthorn, and parts of East Perth, West Perth, Perth, Mount Lawley and Coolbinia.

Although only new, within its boundaries Vincent holds a rich and varied history. It is a place of cultural diversity with residents whose origins lie in places like Europe and Asia, and forty-five per cent of whom were born overseas. Reflections of this variety are found in the number of religions or spiritual groups that have representation within the Town, among them Christianity (eighteen denominations), Buddhism, Islam, Judaism and Hinduism.

There are busy and popular commercial areas such as Beaufort, Fitzgerald and Oxford streets and Scarborough Beach Road, and peaceful suburbs where old and new lie side by side. There is more than a hundred years of built history and heritage within the boundaries of the municipality – and all of it, whether a century, a decade, or just a few years old, is important to the Town of Vincent. All of it contributes to the colour and personality of Vincent, enriching the lives of the people who live here and of those just passing through.

Statistics

Area	10.4 square km of which 104 hectares comprises parks and gardens
Population	26,878
Aged - under 15	13.1%
- 15 to 55	66.5%
- over 55	20.4%
Median age	35 years
Homes owners/purchasers	52.9%
Rateable Properties	15,467
Number of Electors	18,321
Number of Council Employees	196 (FTE)
Number of Wards	Two
Total Budget	\$28,706,984



'My Brother Noah' by Jack Foster. >

Number of Elected Members

Mayor and eight Councillors

Distance from Perth City

The Administration and Civic Centre is 3 km from Perth GPO

Area of Parks and Gardens

104 hectares

Length of Roads and Footpaths

Roads	139 km
Footpaths	260 km

Suburbs and Localities

Suburbs: Highgate, Leederville, Mount Hawthorn, North Perth and parts of East Perth, West Perth, Perth City, Mount Lawley and Coolbinia.

Boundaries

Town of Cambridge, Cities of Bayswater, Perth and Stirling.

Facilities

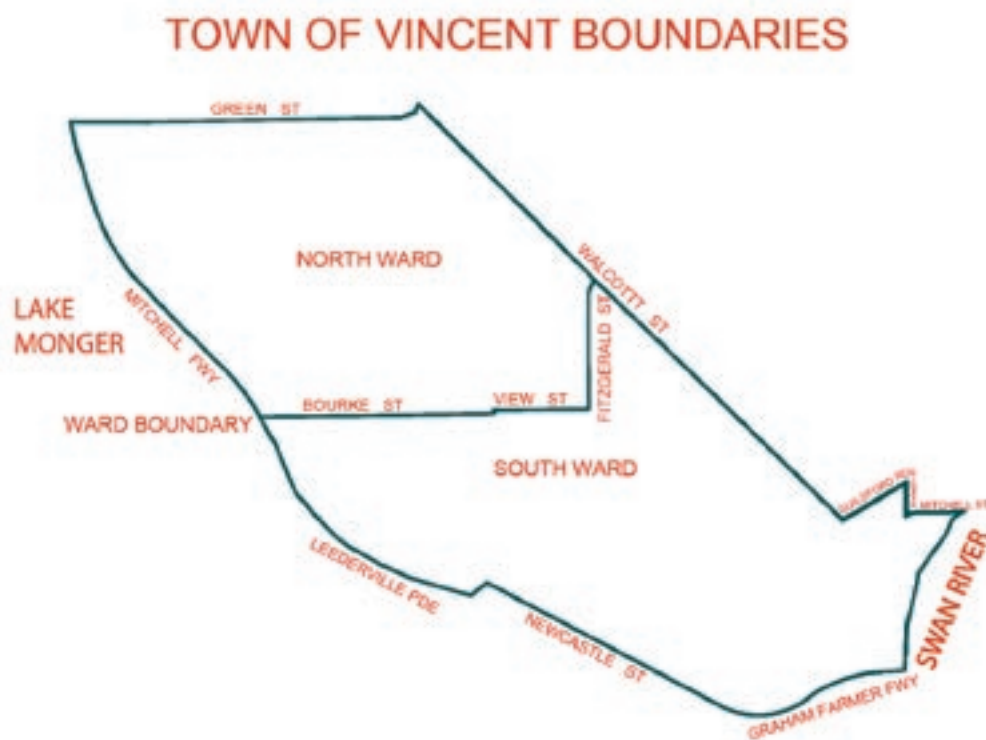
Library: Town of Vincent Library, 99 Loftus Street, Leederville.

Child Health Centres: Harold Street, Highgate; Loftus Community Centre, Loftus Street; Mount Hawthorn Community Centre, Scarborough Beach Road; View Street, North Perth.

Senior Citizen Centres: Rosewood Care Group (Inc.); Lakeview Aged Person Centre.

Services for Seniors: Rosewood Care Group (Inc.) (Meals on Wheels); Volunteer Task Force; Multicultural Services Centre of WA; Vincent Community Care.

Recreation Facilities: Beatty Park Leisure Centre; Hyde Park; E & D Litis Stadium; Dorrien Gardens; Loftus Recreation Centre; Bowling Clubs; Tennis Clubs; Croquet Club; Robertson Park Tennis Complex; Royal Park; Members Equity Stadium (Perth Oval); Medibank Stadium (Leederville Oval).

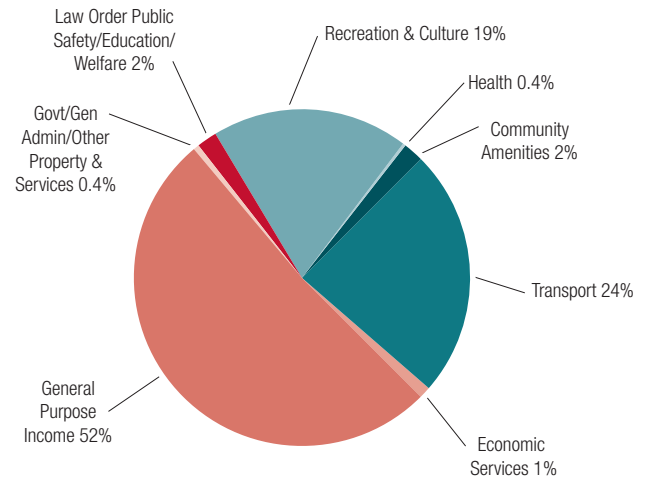


INCOME AND EXPENDITURE PIE CHARTS

OPERATING INCOME

INCOME TYPE	AMOUNTS \$
General Purpose Income	17,245,555
Govt/Gen Admin/Other Property & Services	210,655
Health	137,767
Law Order Public Safety /Education/Welfare	384,082
Community Amenities	553,341
Recreation & Culture	6,080,754
Transport	7,787,120
Economic Services	357,222
	\$32,756,496

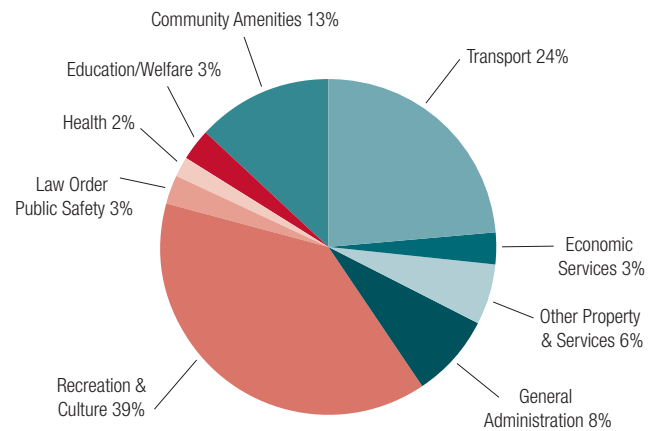
2006-07 INCOME



OPERATING EXPENDITURE

EXPENSES TYPE	AMOUNTS \$
General Administration	2,342,706
Law Order Public Safety	720,142
Health	714,682
Education/Welfare	671,985
Community Amenities	3,744,977
Recreation & Culture	11,001,666
Transport	6,920,395
Economic Services	739,124
Other Property & Services	1,851,307
	\$28,706,984

2006-07 EXPENDITURE



Source from Operating Statement

Financial Report

for the year ended 30 June 2006

Independent Audit Report	70
Statement by Chief Executive Officer	72
Income Statement by Programme	73
Balance Sheet	74
Statement of Changes in Equity	75
Cash Flow Statement	76
Rate Setting Statement	77
Notes to and forming parts of the Financial Statements	78

Independent Audit Report



PARTNERS
 Anthony Macri FCPA
 Domenic Macri CPA
 Connie Macri CA

INDEPENDENT AUDIT REPORT

TO: RATEPAYERS OF TOWN OF VINCENT

SCOPE

The financial report and Council's responsibility

We have audited the financial report of the Town of Vincent, comprising the Income Statement, Balance Sheet, Statement of Changes in Equity, Cash Flow Statement, Rate Setting Statement and the notes to and forming part of the financial report for the year ended 30 June 2007.

The Council is responsible for the preparation and presentation of the financial report and the information contained therein. This includes responsibility for the establishment and maintenance of adequate accounting records and internal controls that are designed to prevent and detect fraud and error, selecting and applying appropriate accounting policies, and making accounting estimates that are reasonable in the circumstances. In Note 1, the Council also states that compliance with the Australian equivalents to International Financial Reporting Standards (IFRS) ensures that the financial report, comprising the financial statements and notes, complies with IFRS.

Audit approach

We have conducted an independent audit of the financial report in order to express an opinion on it to the ratepayers of the Town of Vincent. Our audit has been conducted in accordance with Australian Auditing Standards to provide reasonable assurance as to whether the financial report is free of material misstatement. The nature of an audit is influenced by factors such as the use of professional judgement, selective testing, the inherent limitations of internal control, and the availability of persuasive rather than conclusive evidence. Therefore, an audit cannot guarantee that all material misstatements have been detected.

Our audit involves performing procedures to assess whether in all material respects the financial report presents fairly, in accordance with the Local Government Act 1995 (as amended), including compliance with Accounting Standards (including the Australian Accounting Interpretations), a view which is consistent with our understanding of the Council's financial position, and of its performance as represented by the results of its operations and cash flows.

We formed our audit opinion on the basis of these procedures, which included examining, on a test basis, information to provide evidence supporting the amounts and disclosures in the financial report and assessing the appropriateness of the accounting policies and disclosures used and the reasonableness of significant accounting estimates made by the Council.

While we considered the effectiveness of management's internal controls over financial reporting when determining the nature and extent of our procedures, our audit was not designed to provide assurance on internal controls.

The audit opinion expressed in this report has been formed on the above basis.

28 Thorogood St, Burswood WA 6100 PO Box 308, Victoria Park WA 6107 P (08) 9470 4848 F (08) 9470 4849 E mail@macripartners.com.au W macripartners.com.au



Independent Audit Report

INDEPENDENCE

In conducting our audit, we followed applicable independence requirements of Australian professional ethical pronouncements.

AUDIT OPINION


In our opinion, the financial report of the Town of Vincent:

- (a) presents fairly the financial position of the Town of Vincent as at 30 June 2007 and the results of its operations and its cash flows for the year then ended in accordance with applicable Accounting Standards; and
- (b) is prepared in accordance with the requirements of the Local Government Act 1995 (as amended) and Regulations under that Act, and the Australian Accounting Standards (including the Australian Accounting Interpretations).

STATUTORY COMPLIANCE

We did not during the course of our audit become aware of any instances where the Council did not comply with the requirements of the Local Government Act and Regulations under that Act.


MACRI PARTNERS
CERTIFIED PRACTISING ACCOUNTANTS
28 THOROGOOD STREET
BURSWOOD WA 6100


A MACRI
PARTNER

PERTH
DATED THIS 23RD DAY OF OCTOBER 2007.



Statement by Chief Executive Officer

FINANCIAL YEAR ENDED 30 JUNE 2007

The following financial report of the Town of Vincent being the annual financial report and supporting notes and other information for the financial year ended 30 June 2007 are, in my opinion, properly drawn up to present fairly the financial position of the Town of Vincent at 30 June 2007 and the results of the operations for the financial year then ended in accordance with the Australian Accounting Standards and comply with the provisions of the *Local Government Act 1995* and the regulations under that Act.



John Giorgi, JP
Chief Executive Officer

Signed on the 23rd day of October 2007

Income Statement by Programme

for the year ended 30 June 2007

	Note	Actual 30-Jun-06 \$	Budget 2006/07 \$	Actual 30-Jun-07 \$
OPERATING EXPENDITURE				
General Purpose Funding		748,814	739,334	795,903
Governance		1,425,945	1,436,811	1,498,782
Law & Order, Public Safety		683,613	714,301	720,142
Health		693,787	668,218	714,682
Education and Welfare		750,835	797,309	671,985
Community Amenities		3,610,279	4,190,318	3,744,977
Recreation and Culture		10,654,472	10,695,277	11,001,666
Transport		6,371,673	6,639,885	6,920,395
Economic Services		636,717	879,449	739,124
Other Property and Services		1,310,790	892,995	1,851,307
General Administration		137,855	13,688	48,021
		27,024,781	27,667,585	28,706,984
OPERATING REVENUE				
General Purpose Funding		16,258,062	17,035,195	17,245,555
Governance		15,587	6,270	16,212
Law & Order, Public Safety		47,583	79,365	78,120
Health		118,257	125,050	137,767
Education and Welfare		124,500	182,060	305,962
Community Amenities		444,999	415,000	553,341
Recreation and Culture		5,494,276	5,582,680	6,080,754
Transport		2,914,471	2,762,485	7,787,120
Economic Services		246,218	210,110	357,222
Other Property and Services		67,523	50,000	174,126
General Administration		1,509	2,510	20,317
		25,732,985	26,450,725	32,756,496
CONTRIBUTIONS AND GRANTS FOR THE DEVELOPMENT OF ASSETS				
Community Amenities		-	1,730,000	270,000
Recreation and Culture		-	28,290,000	5,543,880
Transport		543,109	580,279	572,868
		543,109	30,600,279	6,386,747
DISPOSAL OF ASSETS				
Proceeds of Sale		2,197,177	276,750	1,659,047
Book Value		(341,874)	(322,258)	(232,774)
<i>Gain/(Loss) on Disposal</i>	4(c)	1,855,303	(45,508)	1,426,273
NET RESULTS		1,106,616	29,337,911	11,862,533

This statement is to be read in conjunction with the accompanying notes.

Balance Sheet

for the year ended 30 June 2007

	Note	Actual 2006/07 \$	Actual 2005/06 \$
CURRENT ASSETS			
Cash and Cash Equivalent	11	13,792,296	12,229,034
Deposits and Prepayments		122,362	154,818
Other Financial Assets	7	11,000	11,000
Trade and Other Receivables	6	5,635,049	1,081,517
Inventories	26	257,982	262,014
TOTAL CURRENT ASSETS		19,818,689	13,738,382
NON-CURRENT ASSETS			
Trade and Other Receivable	6	146,899	130,769
Other Financial Assets	20	1,424,471	100,541
Property, Plant & Equipment	9	118,696,672	114,260,114
TOTAL NON-CURRENT ASSETS		120,268,041	114,491,424
TOTAL ASSETS		140,086,731	128,229,807
CURRENT LIABILITIES			
Trade and Other Payables	8	3,480,174	2,187,199
Provisions	8	1,091,967	1,093,269
Borrowings – current portion	17	857,881	684,642
TOTAL CURRENT LIABILITIES		5,430,022	3,965,111
NON-CURRENT LIABILITIES			
Borrowings – non-current portion	17	8,798,865	10,436,828
Provisions	8	625,681	458,237
TOTAL NON-CURRENT LIABILITIES		9,424,546	10,895,065
TOTAL LIABILITIES		14,854,567	14,860,176
NET ASSETS		125,232,163	113,369,630
EQUITY			
Retained Surplus		110,174,539	97,096,304
Reserves – Cash Reserves	10	8,134,133	9,349,835
Reserve – Asset Revaluation		6,923,491	6,923,491
TOTAL EQUITY		125,232,163	113,369,630

This statement is to be read in conjunction with the accompanying notes.

Statement of Changes in Equity

for the year ended 30 June 2007

	Note	2006/07 \$	2005/06 \$
RETAINED SURPLUS			
Balance as at 1 July 2006		97,096,304	98,146,508
Net Result		11,862,533	1,106,616
Transfer to Reserves		(1,942,669)	(3,293,266)
Transfer from Reserves		3,158,371	1,136,446
Balance as at 30 June 2007		<u>110,174,539</u>	<u>97,096,304</u>
RESERVES – CASH BACKED			
Balance as at 1 July 2006		9,349,835	7,193,015
Transfer to Retained Surplus		1,942,669	3,293,266
Transfer from Retained Surplus		(3,158,371)	(1,136,446)
Balance as at 30 June 2007		<u>8,134,133</u>	<u>9,349,835</u>
RESERVES – ASSET REVALUATION			
Balance as at 1 July 2006		6,923,491	6,923,491
Revaluation Increment		-	-
Revaluation Decrement		-	-
Balance as at 30 June 2007		<u>6,923,491</u>	<u>6,923,491</u>
TOTAL EQUITY		<u>125,232,163</u>	<u>113,369,630</u>

This statement is to be read in conjunction with the accompanying notes.

Cash Flow Statement

for the year ended 30 June 2007

	Note	Actual 30-Jun-07 \$	Budget 30-Jun-07 \$	Actual 30-Jun-06 \$
Cash flows from operating activities				
Payments				
Employee Costs		(12,968,193)	(9,878,966)	(12,366,669)
Materials and Contracts		(9,497,691)	(9,819,569)	(10,215,488)
Utilities		(1,462,849)	(1,002,005)	(1,543,336)
Insurance Expense		(254,351)	(164,620)	(222,810)
Other expenditure		(522,904)	-	(617,740)
Total Payments		(24,705,987)	(20,865,160)	(24,966,043)
Receipts				
Rates		15,036,097	15,213,985	14,404,341
Grants and subsidies				
Contributions, reimbursements and donations		6,692,043	870,100	537,812
Grants		849,210	718,400	18,464
Fees and Charges		10,088,452	8,089,700	10,033,251
Interest earnings	7(b)	1,255,645	934,900	939,441
Goods and Services Tax		771,187	1,206,600	675,546
Other revenue/income		813,550	625,180	1,492,377
Total Receipts		35,506,184	27,658,865	28,101,232
Net cash flows from operating activities	12 (a)	10,800,197	6,793,705	3,135,189
Cash flows from investing activities				
Payments				
Purchase Land and Building Assets	9 (b)	-	(11,885,050)	(105,992)
Purchase Infrastructure Assets		(2,402,390)	(7,010,613)	(2,792,700)
Purchase Plant and Equipment		(778,092)	(643,925)	(1,094,405)
Purchase Furniture and Equipment		(43,514)	(98,800)	(138,690)
Work in Progress (Uncompleted Works)		(6,932,715)	(30,680,901)	(572,478)
		(10,156,711)	(50,319,289)	(4,704,265)
Receipts				
Disposal of Plant and Equipment	4 (c)	205,042	30,000	305,528
Disposal of Furniture and Equipment	4 (c)	636	-	818
Disposal of Land and Building	4 (c)	1,453,369	-	1,890,831
Contributions from Other Parties		-	29,990,000	-
Grant and contribution for the Development of Assets		572,867	610,279	1,318,341
		2,231,914	30,630,279	3,515,518
Net cash flows from investing activities		(7,924,796)	(19,689,010)	(1,188,747)
Cash flows from financing activities				
Borrowings		3,724,749	13,100,000	(33,514)
Repayment of Borrowings		(4,789,089)	-	(116,564)
Net increase in Bonds and Deposits		258,674	-	361,480
Net cash flows from financing activities		(805,666)	13,100,000	211,402
Net (decrease)/increase in cash held		2,069,734	204,695	2,157,845
Cash at 1 July 2006		11,722,562	13,095,305	9,564,717
Cash at 30 June 2007	12(b)	13,792,296	13,300,000	11,722,562

This statement is to be read in conjunction with the accompanying notes.

Rate Setting Statement

for the year ended 30 June 2007

	Actual 2006/07 \$	Budget 2006/07 \$
OPERATING REVENUE (Excluding Rates)		
General Purpose Funding	2,191,787	1,847,750
Governance	16,212	6,270
Law & Order, Public Safety	78,120	79,365
Health	137,767	125,050
Education & Welfare	305,962	182,060
Community Amenities	553,341	415,000
Recreation and Culture	6,080,754	5,582,680
Transport	7,787,120	2,762,485
Economic Services	357,222	210,110
Other Property and Services	174,126	50,000
General Administration (Allocated)	20,317	2,510
	17,702,728	11,263,280
LESS EXPENDITURE		
General Purpose Funding	(795,903)	(739,334)
Governance	(1,498,782)	(1,436,811)
Law & Order, Public Safety	(720,142)	(714,301)
Health	(714,682)	(668,218)
Education & Welfare	(671,985)	(797,309)
Community Amenities	(3,744,977)	(4,190,318)
Recreation and Culture	(11,001,666)	(10,695,277)
Transport	(6,920,395)	(6,639,885)
Economic Services	(739,124)	(879,449)
Other Property and Services	(1,851,307)	(892,995)
General Administration (Allocated)	(48,022)	(13,688)
	(28,706,985)	(27,667,585)
NET	(11,004,256)	(16,404,305)
Prov Employee Benefit (non-current) adj	625,681	-
Deferred Rates adjustment	(146,899)	-
Write Back Non-Cash Items Depreciation	5,487,378	5,558,324
Contributions/Grants for the Development of Assets	6,386,747	30,600,279
FUNDS DEMAND FROM OPERATIONS	1,348,651	19,754,298
ACQUISITION OF NON-CURRENT ASSETS		
Purchase Building Assets	-	(43,623,350)
Purchase Infrastructure Assets	(2,402,390)	(9,851,313)
Purchase Plant & Equipment	(778,092)	(905,925)
Purchase Furniture & Equipment	(43,514)	(101,800)
Work in Progress (Uncompleted Works)	(6,932,715)	-
Proceeds from Disposal of Assets	1,659,047	30,000
Proceed of new Loan	3,758,379	13,100,000
New Investment (Tamala Park)	(1,323,930)	-
Borrowing (Bank Overdraft)	(506,471)	-
Repayments Loan Capital	(4,789,089)	(144,500)
Transfers to Reserves	(1,942,669)	(1,359,300)
Transfers from Reserves	3,158,371	5,567,705
	(10,143,072)	(37,288,483)
DEMAND FROM RESOURCES	(8,794,421)	(17,534,185)
ADD SURPLUS/(DEFICIT) 1 JULY 06 B/FWD	735,980	2,346,740
LESS SURPLUS/(DEFICIT) 30 JUNE 07 C/FWD	6,995,327	-
AMOUNT TO BE MADE UP FROM RATES	(15,053,768)	(15,187,445)

This statement is to be read in conjunction with the accompanying notes.

Notes to and forming part of the Financial Statements for the year ended 30 June 2007

1. SIGNIFICANT ACCOUNTING POLICIES

The significant policies which have been adopted in the preparation of these financial statements are:

(a) Basis of Preparation

The financial report is a general purpose financial report which has been prepared in accordance with applicable Australian Accounting Standard, other mandatory professional reporting requirements and the *Local Government Act 1995* and accompanying regulations.

The report has also been prepared on the accrual basis under the convention of historical cost accounting.

Compliance with IFRSs

International Financial Reporting Standards (IFRSs) form the basis of Australian Accounting Standards adopted by the AASB, being AIFRSs. The financial report of the Town complies with IFRSs and interpretations adopted by the International Accounting Standard Boards except as follows:

- AIFRS include specific provisions relating to not-for-profit entities. These are not included in IFRSs.
- Australian Accounting Standard AAS 27 Financial Reporting by Local Government also applies and there is no equivalent standard in IFRSs.

The principal areas of non-compliance with IFRSs include:

- the recognition of non-reciprocal revenue;
- the definition of value in use for the purposes of estimating the recoverable amount of impaired assets; and
- the offsetting of asset revaluation increments and decrements on a class of asset basis rather than an individual asset basis.

Critical Accounting Estimates

The preparation of a financial report in conformity with Australian Accounting Standards requires management to make a judgment, estimates and assumptions that effect the application of policies and reported amounts of assets and liabilities, income and expenses.

The estimates and associated assumptions are based on historical experience and various other factors that are believed to be reasonable under the circumstances; the results of which form the basis of making the judgment about carrying values of assets and liabilities that are not readily apparent from other sources. Actual results may differ from these estimates.

(b) The Local Government Reporting Entity

All Funds through which the Council controls resources to carry on its functions have been included in the financial statements forming part of this financial report.

In the process of reporting on the Local Government as a single unit, all transactions and balances between those Funds (for example, transfers between Funds) have been eliminated.

Trust Funds

As the Town performs only a custodial role in respect of these monies, and because the monies cannot be used for Council purposes, they are excluded from the financial statements.

A separate statement of these monies appears at Note 19 to these financial statements.

Amounts received as bonds, deposits and retention amounts controlled by Council are included in the amount disclosed as "creditors" within current liabilities.

(c) Property, Plant & Equipment

(i) Cost and Valuation

Property, plant and equipment and infrastructure are carried at cost.

Any gain or loss on disposal of assets is determined as the difference between the carrying amount of the asset at the time of disposal and the proceeds from disposal and is included in the operating results in the year of disposal.

Fixed assets with acquisition cost of less than \$500 have not been capitalised.

Land under roads is not recognised in the Balance Sheet.

Signs and Litter Bins are considered immaterial and have not been capitalised.

(ii) Depreciation of Non-Current Assets

Items of property, plant and equipment, including infrastructure and buildings but excluding freehold land, are depreciated over their estimated useful lives on a straight line basis, using rates which are reviewed each reporting period.

Notes to and forming part of the Financial Statements for the year ended 30 June 2007

Major depreciation periods are:

Asset Description	Life Expectancy
Buildings	10-50 years
Furniture and Equipment	2-10 years
Plant and Equipment	3-15 years
Bores/Pumps	10-20 years
Playground Equipment	10 years
Motor Vehicles	5-10 years
Roads – Sealed/Kerbed/Drained	33 years
Footpaths – In situ Concrete	40 years
Footpaths –Slab	20 years
Parking – Sealed/Kerbed/Drained	40 years
Parking – Lighting	30 years
Rights of Way – Sealed/Kerbed/Drained	40 years
Drainage	80 years
Fencing	20 years
Park Furniture/Street Furniture	10-30 years

Assets are depreciated from the date of acquisition or, in respect of internally constructed assets, from the time an asset is completed and held ready for use.

(iii) Revaluation of Non-Current Assets

Certain asset classes may be revalued on a regular basis such that the carrying values are not materially different from fair value. For infrastructure and other asset classes where no active market exists, fair value is determined to be the current replacement cost of an asset less, where applicable, accumulated depreciation calculated on the basis of such cost to reflect the already consumed or expired future economic benefits of the asset. Those assets carried at a revalued amount, being their fair value at the date of revaluation less any subsequent accumulated depreciation and accumulated impairment losses, are to be revalued with sufficient regularity to ensure the carrying amount does not differ materially from that determined using fair value at reporting date.

(d) Employee Entitlements

Provision for annual leave represents the full annual leave accrued (including pro-rata leave) for all staff as at the end of the reporting period.

Council's liability for the long service leave provision represents the present value of the estimated future cash outflows to be made by the Council resulting from the employee's services to date.

Council's liability for long service leave is recorded as current and/or non-current liabilities. The current liability represents the Council's legal and contractual entitlements at termination of employment. The non-current liability is calculated on a pro-rata basis by various percentages related to years of service.

In respect of employees who have transferred to the Town from other local government authorities, Council's liability for long service leave is recorded in the statement of financial position net of contributions due from other local government authorities.

Provisions made for employees' annual and long service leave include related payroll costs such as superannuation and workers' compensation. The superannuation and workers' compensation for the reporting period is the amount of the statutory contribution the Council makes to provide benefits to its employees. Details of superannuation arrangements are set out in Note 13.

Provisions for sick leave are not made in the accounts as they are non-vesting and are paid as incurred.

(e) Trade and Other Receivables

Trade Receivables, which generally have 30-90 day terms, are recognised in the balance sheet. Collectibility of trade receivables is reviewed on an ongoing basis. Debts that are known to be uncollectible are written off when identified. An allowance for doubtful debts is raised when there is objective evidence that they will not be recoverable.

(f) Investments

All investments are made in accordance with the *Trustees Act* and are valued at cost with interest revenue recognised as accrued.

(g) Leases

The Council has no obligations under finance leases at balance date.

In respect of operating leases, where the lessor effectively retains substantially the entire risks and benefits incidental to ownership of the leased items, lease payments are charged to expense over the lease term.

(h) Rates, Grants, Donations and other Contributions

The rating and reporting periods coincide. Control over assets acquired from rates is obtained at the commencement of the rating period or, where earlier, upon receipt of rates.

Notes to and forming part of the Financial Statements for the year ended 30 June 2007

Grants, donations and other contributions are recognised as revenues when the Council obtains control over the assets comprising the contributions. Control over granted assets is normally obtained upon their receipt or upon prior notification that a grant has been secured, and the timing of commencement of control depends upon the arrangements that exist between the grantor and the Council. Contributions not received over which the Council has control are recognised as receivables.

Where contributions recognised as revenues during the reporting period were obtained on the condition that they be expended in a particular manner or used over a particular period, and those conditions were undischarged at the reporting date, the nature of and amounts pertaining to those undischarged conditions are disclosed in Note 5. The note also discloses the amount of contributions recognised as revenues in a previous reporting period which were obtained in respect of the Council's operations for the current reporting period.

(i) Inventories

Inventories are valued at the lower of cost and net realisable value.

(j) Interest in Regional Councils

The Council is participant with six other Councils, namely the Cities of Joondalup, Wanneroo, Stirling and Perth and the Towns of Cambridge and Victoria Park in two regional councils.

Information about the Mindarie Regional Council and the Tamala Park Regional Council are set out in Note 20.

(k) Trade and Other Payables

Trade payables and other payables are recognised when Council becomes obliged to make future payments in respect of the purchase of these goods and services.

(l) Goods and Services Tax

In accordance with recommended practice, revenues, expenses and assets capitalised are stated net of any GST recoverable. Receivables and payables in the Balance Sheet are stated inclusive of applicable GST.

(m) Impairment of Assets

Assets are tested for impairment where an impairment trigger (per AIFRSs) has occurred. To the extent any impairment is determined, this will be recognised immediately in the operating statement.

Based on the assessment performed to date, it is not anticipated any such adjustment will be significant.

(n) Interest-Bearing Loans and Borrowings

All loans and borrowing are initially recognised at the fair value of the consideration received less directly attributable transaction costs. Fees paid on the establishment of loan facilities that are yield related are included as part of the carrying amount of the loans and borrowings. Borrowings are classified as current liabilities unless Council has an unconditional right to defer settlement of the liability for at least twelve months after the Balance Sheet date.

(o) Interest Rate Risk

Information on Interest Rate Risk, as it applies to financial instruments, is disclosed in Note 24.

(p) Credit Risk

The maximum exposure to Credit Risk, excluding the value of any collateral or other security, at balance date to recognised financial assets is the carrying amount, net of any provisions for doubtful debts, as disclosed in the Balance Sheet and Notes to, and forming part of, the Financial Report.

(q) Liquidity Risk

Council's Liquidity Risk is managed via the use of its Cash and Cash Equivalent balances, other financial assets and borrowing policy.

(r) Fair Value

All assets and liabilities recognised in the Balance Sheet, whether they are carried at cost or at Fair Value, are recognised at amounts that represent a reasonable approximation of fair value unless otherwise stated. The aggregate Fair Value and carrying amounts of financial assets and financial liabilities are disclosed in the Balance Sheet and in the Notes to, and forming part of, the Financial Report.

(s) Rounding

All figures shown in the financial report have been rounded off to the nearest dollar and some minor variations between schedules may result.

(t) Comparatives

Comparative figures are, where appropriate, reclassified as to be comparable with the figures presented for the current financial year.

2. COMPONENT FUNCTIONS/ACTIVITIES

In order to discharge its responsibilities to the community, the Council has developed a set of operational and financial objectives. These objectives have been established both on an overall basis reflected by the Council's Vision, Purpose and Guiding Principles and for each of its broad activities/programmes.

Notes to and forming part of the Financial Statements for the year ended 30 June 2007

These objectives provide a framework for the future direction of the Town of Vincent.

Council Vision

A sustainable and caring community built with vibrancy and diversity

Council Purpose

To provide and facilitate services for a safe, healthy and sustainable community

Guiding Values

Excellence & Service

We aim to pursue and deliver the highest possible standard of service and professionalism to the Vincent community

Honesty & Integrity

We are honest, fair, consistent, accountable, open and transparent in our dealings with each other and are committed to building trust and mutual respect

Caring & Empathy

We are committed to the wellbeing and needs of our employees and community and value each others views and contributions

Innovation & Diversity

We encourage creativity, innovation and initiative to realise the vibrancy and diversity of our vision

Teamwork & Commitment

Effective teamwork is vital to our organisation and we encourage co-operation, teamwork and commitment within and between our employees and our business partners and community

The Operating Statements are presented in a programme format using the following classifications:

GOVERNANCE

This schedule details costs and revenues associated with Governance of the Town. These include Members of Council and other costs involved in supporting members and governing the Town.

GENERAL PURPOSE FUNDING

This schedule records details of rate revenue and general purpose grants allocated by the WA Local Government Grants Commission as well as expenditures associated with this (rates collection, investment of funds).

LAW, ORDER AND PUBLIC SAFETY

This programme covers costs associated with Animal Control, Fire Prevention and other Law and Order services generally associated with Local Law Control.

HEALTH

This programme covers Health Administration and Inspection, Child Health Clinics, Immunisation Clinics, Food Control and Pest Control Services.

EDUCATION AND WELFARE

The major costs here relate to staff involved in co-ordinating Welfare, Disability and Youth Services and Donations to various community welfare groups serving the Town.

COMMUNITY AMENITIES

This programme covers activities of Household Refuse and Recycling, other Sanitation including Public Litter Bins and Bulk Rubbish Collections, as well as Town Planning and Regional Development Administration, Protection of the Environment and Bus Shelters and Street Furniture.

RECREATION AND CULTURE

This programme covers activities associated with Public Halls, Recreation Administration, Sports Grounds, Parks and Reserves, Beatty Park Leisure Centre, Vincent Library and Cultural Activities.

TRANSPORT

The principal operating areas here relate to Maintenance of Footpaths, Drains, Street Cleaning, Verges and Medians, Roads and Kerbs, Rights of Way, Crossovers, Street Trees and Road Reserves. Parking Control and Operation of Car Parks is also covered.

ECONOMIC SERVICES

This programme covers costs associated with Building Control and Area Promotion.

OTHER PROPERTY AND SERVICES

This programme is principally a clearing area where costs associated with Public Works Overheads are accumulated and then subsequently dispersed to other expense areas. Other activities include Plant Operation Costs, Insurance Claims and Properties Held for Civic Purposes.

ADMINISTRATION GENERAL

This schedule accumulates costs associated with Executive Management, Financial Services, Administrative Services and Computing which cannot be directly charged to other programmes. Costs are then allocated to other programmes using Activity Based Costing techniques.

Notes to and forming part of the Financial Statements for the year ended 30 June 2007

3. INCOME STATEMENT CLASSIFIED BY NATURE AND TYPE

	Note	Actual 2005/06 \$	Budget 2006/07 \$	Actual 2006/07 \$
OPERATING REVENUE				
Rates	23	14,370,008	15,187,445	15,053,768
Grants and Subsidies		738,698	775,300	62,915
Contributions, Reimbursement and Donations		502,219	813,200	6,344,428
Service Charges		-	-	4,176,058
Fees and Charges	21	9,104,458	8,089,700	10,165,612
Interest Earnings	7(b)	939,441	934,900	1,255,645
Other Revenue/income		1,393,610	650,180	2,026,449
		<u>27,048,434</u>	<u>26,450,725</u>	<u>39,084,874</u>
OPERATING EXPENDITURE				
Employee Costs		12,357,007	10,906,503	13,134,334
Materials and Contracts		8,408,130	9,838,643	9,092,845
Utilities		1,352,903	1,186,401	1,240,335
Insurance Expenses		195,317	177,804	215,662
Interest Expenses		637,813	0	773,572
Depreciation on Non-current Assets	4(b)	5,389,061	5,558,234	5,487,378
		<u>28,340,230</u>	<u>27,667,585</u>	<u>29,944,127</u>
Grant and Subsidies – non-operating		543,109	610,729	1,295,513
Contributions Reimbursement and Donations – non-operating		-	29,989,550	-
Profit/(Loss) on Assets Disposal	4 (c)	1,855,303	(45,508)	1,426,273
NET RESULTS		<u>1,106,616</u>	<u>29,337,911</u>	<u>11,862,533</u>

This statement is to be read in conjunction with the accompanying notes.

Notes to and forming part of the Financial Statements for the year ended 30 June 2007

4. (a) ASSETS CLASSIFIED BY FUNCTION AND ACTIVITY YEAR ENDED 30 JUNE 2007

2005/06		2006/07
\$		\$
3,910,710	General Purpose Funding	6,780,923
3,530,844	Governance	5,009,423
556,645	Law, Order, Public Safety	13,277
2,005,235	Health	2,208,283
2,563,137	Education and Welfare	2,593,496
3,356,358	Community Amenities	4,453,198
55,070,223	Recreation and Culture	55,624,561
51,421,635	Transport	57,297,888
104,701	Economic Services	26,041
5,710,319	Other Property and Services	6,079,640
<u>\$128,229,807</u>		<u>\$140,086,730</u>

4. (b) DEPRECIATION

Depreciation expense for the financial year was charged in respect of:

2005/06		2006/07
\$		\$
1,754,550	Buildings	1,749,950
2,728,098	Infrastructure Assets	2,869,545
731,687	Plant and Mobile Equipment	734,406
174,726	Office Furniture and Equipment	133,477
<u>\$5,389,061</u>		<u>\$5,487,378</u>

4. (c) DISPOSAL OF ASSETS BY CLASS YEAR ENDED 30 JUNE 2007

	Budget Net Book Value \$	Actual Net Book Value \$	Budget Sale Price \$	Actual Sale Price \$	Budget Gain (Loss) \$	Actual Gain (Loss) \$
Plant and Mobile Equipment	322,258	149,894	276,750	205,042	(45,508)	55,148
Office Furniture and Equipment	-	333	-	636	-	304
Land and Building Assets	-	82,497	-	1,453,369	-	1,370,871
Other Infrastructure Assets	-	49	-	-	-	(49)
Total	<u>322,258</u>	<u>232,774</u>	<u>276,750</u>	<u>1,659,047</u>	<u>(45,508)</u>	<u>1,426,273</u>

Notes to and forming part of the Financial Statements for the year ended 30 June 2007

5. CONDITIONS OVER CONTRIBUTIONS

Grants which were recognised as revenues during the year and which were obtained on the condition that they be expended on the acquisition of non-current assets but have yet to be applied in that manner at reporting date were:

2005/06		2006/07
\$		\$
20,859	Roads to Recovery Grant	34,684
<u>\$20,859</u>		<u>\$34,684</u>

Grants which were recognised as revenues in a previous reporting period and were expended during the current reporting period in the manner specified by the grantor were:

2005/06		2006/07
\$		\$
42,508	Roads to Recovery Grant	20,859
<u>\$42,508</u>		<u>\$20,859</u>

6. TRADE AND OTHER RECEIVABLES

2005/06	Current	2006/07
\$		\$
137,322	Rates	136,432
23,435	Works and Services	4,347,193
56,921	Property Rental/Leases	94,225
1,067	Rubbish Charges	1,109
258,145	Other	71,194
104,814	Accrued Income	413,464
506,548	Infringements	573,652
(6,735)	Less Provision for Impairment of Receivables	(2,220)
<u>\$1,081,517</u>		<u>\$5,635,049</u>
2005/06	Non-Current	2006/07
\$		\$
130,769	Pensioners' Rates Deferred	146,899
<u>\$130,769</u>		<u>\$146,899</u>

Works and Services (Underground Power)

The total of Works and Services of \$4,347,193 includes the amount of \$4,171,535 receivables from the Town of Vincent inaugural State Underground Power Highgate East Project.

Pensioners' Rates Deferred

The amount of \$146,899 in 2006/07 relates to Council Rates deferred by pensioners in accordance with the *Rates and Charges (Rebates and Deferments) Act 1992*. During the 2005/06 year the deferred rates amounted to \$130,769.

Notes to and forming part of the Financial Statements for the year ended 30 June 2007

7. (a) OTHER FINANCIAL ASSETS

Investments

Investments are made in accordance with the *Western Australia Trustee Act 1962* (as amended). All investments are recorded at cost.

2005/06	Current	2006/07
\$		\$
11,000	Shares in North Perth Community Financial Services Limited	11,000
<u>\$11,000</u>		<u>\$11,000</u>

(b) INTEREST EARNINGS

2005/06	Interest Earnings	2006/07	2006/07
Actual		Budget	Actual
\$		\$	\$
497,175	Municipal	500,600	629,006
442,266	Reserve	434,300	626,639
<u>\$939,441</u>		<u>\$934,900</u>	<u>\$1,255,645</u>

8. PROVISIONS, TRADE AND OTHER PAYABLES

2005/06	Payables – Current	2006/07
\$		\$
32,247	Creditors	687,408
1,716,514	Bonds and Deposits	1,975,189
220,405	Income Received in Advance	54,733
218,033	Accrued Expenses	762,844
<u>\$2,187,199</u>		<u>\$3,480,174</u>

2005/06	Provisions – Current	2006/07
\$		\$
881,953	Leave Entitlements Annual Leave	857,685
211,316	Long Service Leave	234,282
<u>\$1,093,269</u>		<u>\$1,091,967</u>

2005/06	Provisions – Non-Current	2006/07
\$		\$
458,237	Leave Entitlements Long Service Leave	625,681
<u>\$458,237</u>		<u>\$625,681</u>

Notes to and forming part of the Financial Statements for the year ended 30 June 2007

9. (a) PROPERTY, PLANT AND EQUIPMENT, INFRASTRUCTURE ASSETS

2005/06 \$		2006/07 \$
5,025,899	Land: at cost	4,943,401
71,921,274	Buildings: at cost	71,940,538
<u>(29,561,259)</u>	Less: Accumulated Depreciation	<u>(31,311,209)</u>
42,360,015		40,629,329
58,042,285	Roads: at cost	59,248,875
<u>(36,363,252)</u>	Less: Accumulated Depreciation	<u>(38,108,211)</u>
21,679,033		21,140,664
22,648,916	Drainage: at cost	23,271,087
<u>(8,663,352)</u>	Less: Accumulated Depreciation	<u>(8,804,907)</u>
13,985,564		14,466,180
15,250,238	Footpaths: at cost	15,588,360
<u>(10,278,121)</u>	Less: Accumulated Depreciation	<u>(10,875,883)</u>
4,972,117		4,712,477
10,929,474	Park Development: at cost	11,127,418
<u>0</u>	Less: Accumulated Depreciation	<u>0</u>
10,929,474		11,127,418
6,093,471	Car Park Development: at cost	6,178,863
<u>(1,832,239)</u>	Less: Accumulated Depreciation	<u>(1,931,825)</u>
4,261,232		4,247,038
9,544,299	Other Infrastructure Assets: at cost	10,040,553
<u>(2,444,381)</u>	Less: Accumulated Depreciation	<u>(2,670,989)</u>
7,099,918		7,369,564
5,798,327	Plant and Mobile Equipment: at cost	6,162,660
<u>(2,961,178)</u>	Less: Accumulated Depreciation	<u>(3,481,713)</u>
2,837,149		2,680,947
4,300,819	Office Furniture and Equipment: at cost	2,721,606
<u>(3,763,582)</u>	Less: Accumulated Depreciation	<u>(2,274,666)</u>
537,237		446,940
241,580	Work in Progress – Parks Development	533,693
0	Work in Progress – Car Parks	0
3,347	Work in Progress – Rights of Way	0
172,057	Work in Progress – Roads	407,171
65,892	Work in Progress – Buildings	3,380,559
0	Work in Progress - Drainage	0
41,446	Work in Progress – Street Furniture	88,123
0	Work in Progress – Underground Power	2,505,579
41,609	Work in Progress – Parks Furniture	10,000
<u>6,544</u>	Work in Progress – Footpaths	<u>7,590</u>
572,475	Total Work in Progress	6,932,715
<u>\$114,260,113</u>	Total Fixed Assets	<u>\$118,696,672</u>

Notes to and forming part of the Financial Statements for the year ended 30 June 2007

9. (b) PROPERTY, PLANT AND EQUIPMENT, INFRASTRUCTURE ASSETS MOVEMENT IN CARRYING AMOUNTS

Movements in the carrying amounts for each class of property, plant, equipment and infrastructure assets between the beginning and end of the current financial year.

	LAND	BUILDINGS	PLANT & EQUIPMENT	OFFICE FURNITURE & EQUIPMENT	ROADS	FOOTPATHS	DRAINAGE	PARK DEVELOPMENT	CARPARK DEVELOPMENT	OTHER INFRASTRUCTURE ASSETS	WORK IN PROGRESS	TOTAL
Balance at beginning of year	5,025,899	42,360,015	2,837,149	537,237	21,679,033	4,972,117	13,985,564	10,929,474	4,261,231	7,099,918	572,478	114,260,115
Additions			778,092	43,514							9,335,104	10,156,710
Transfers		19,264			1,206,589	338,122	622,171	197,944	85,393	505,384	-2,974,867	0
Disposals	-82,498		-149,894	-333						-49		-232,774
Depreciation Expense		-1,749,950	-784,400	-133,478	-1,744,958	-597,762	-141,556		-99,586	-235,689		-5,487,379
Carrying Amount at end of the year	4,943,401	40,629,329	2,680,947	446,940	21,140,664	4,712,477	14,466,180	11,127,418	4,247,038	7,369,564	6,932,715	118,696,672

Notes to and forming part of the Financial Statements for the year ended 30 June 2007

10. CASH RESERVES

On restructuring the City of Perth, the Town of Vincent was provided with several specific cash reserves which were transferred to the Town by Order of the Governor under Section 13 of the *Local Government Act 1960*. The Town has also established other specific reserves to provide for future capital works. The specific reserves have been established for the following purposes:

(a) BEATTY PARK LEISURE CENTRE RESERVE

This reserve was established for the major upgrade and redevelopment of the Beatty Park Leisure Centre including major plant and equipment purchases. Transfers represent the before depreciation operating surplus of the Centre. The exact amount transferred will depend upon the surplus achieved.

(b) STRATEGIC WASTE MANAGEMENT RESERVE

This reserve was established in 2001/02 for the investigation and implementation of integrated waste management strategies/programmes and initiatives (including secondary waste treatment and costs associated with the redevelopment of Lot 118 Tamala Park).

(c) LOFTUS RECREATION CENTRE RESERVE

Contributions are made to the Council by the lessee of the Loftus Recreation Centre. These funds are held in a cash backed reserve for the purpose of replacing major items of plant and equipment or modifications to the Centre.

(d) LOFTUS COMMUNITY CENTRE RESERVE

Contributions are made to the Council by the lessee of the Loftus Community Centre. These funds are held in a cash backed reserve for the purpose of replacing major items of plant and equipment or modifications to the Centre.

(e) PLANT AND EQUIPMENT RESERVE

This reserve was established for the purchase of replacement plant and equipment associated with Council's works. An annual transfer is made to this reserve to minimise the impact of major purchases in any one year.

(f) WASTE MANAGEMENT RESERVE

This reserve was established for the purpose of replacing plant and equipment associated with Council's waste management operations. An annual transfer is made to this reserve to minimise the impact of major purchases in any one year.

(g) LAND AND BUILDING ASSET ACQUISITION RESERVE

This reserve was established from proceeds of sale of land. The purpose of the reserve is to ensure that proceeds of real assets disposed of are restricted to purchase other land and buildings for civic purposes.

(h) CAPITAL RESERVE

This was established in 1995/96 with the allocation of \$1,000,000 from the Infrastructure Account established under the *City of Perth Restructuring Act*. The reserve exists for future major capital works.

(i) ADMINISTRATION CENTRE RESERVE

This reserve was established for the purpose of providing for major renovation and maintenance/repairs associated with the Administration and Civic Centre.

(j) CAR PARKING DEVELOPMENT RESERVE

This reserve was established from payment of cash-in-lieu of car parking from developers and is to be used to upgrade existing car parks or the establishment of new car parks.

(k) ELECTRONIC EQUIPMENT RESERVE

This reserve was established for the purpose of replacement and major upgrade of computing equipment owned by the Town.

(l) AGED PERSONS SENIOR CITIZENS RESERVE

This reserve was established in 1997/98 from a contribution from the Board of Leederville Gardens Retirement Village for the purpose of the acquisition, provision, maintenance, management or extension of the existing Leederville Gardens Village, or the purchase or construction of a similar type of village for senior citizens or provision of aged or senior citizens' facilities, within the Town's boundaries.

(m) LEEDERVILLE OVAL RESERVE

This reserve was established in 1998/99 with the allocation of \$1,000,000 from the Infrastructure Account established under the *City of Perth Restructuring Act*. The purpose of this reserve is for the redevelopment of Leederville Oval.

Notes to and forming part of the Financial Statements for the year ended 30 June 2007

(n) LEN FLETCHER PAVILION RESERVE

This reserve was established in 1998/99 with the allocation of \$250,000 from the Infrastructure Account established under the *City of Perth Restructuring Act*. The purpose of this reserve is for works associated with the renovation/maintenance/repairs/demolition of Len Fletcher Pavilion and associated land.

(o) LIGHT FLEET REPLACEMENT RESERVE

This reserve was established in the budget for 2001/02 to fund the replacement of the light vehicle fleet which is contracted to occur every three years. An annual transfer will be made to this reserve, which minimises the impact of the capital outlay for the light vehicle fleet in the year of the replacement of fleet.

(p) UNDERGROUND POWER RESERVE

This reserve was established in 1998/99 with the allocation of \$20,000 for the purpose of funding Council's possible contribution to underground power projects considered by State Government.

(q) OFFICE BUILDING RESERVE

This reserve was established at the Ordinary Council Meeting of 13 May 2003 for major building upgrade, maintenance, repairs, renovation and replacement of fixtures and fittings associated with the Department of Sport and Recreation land and building.

(r) PERTH OVAL RESERVE

This reserve was established at the Special Council Meeting of 30 October 2001 for work associated with the maintenance, repairs, upgrade and replacement of Perth Oval buildings, fixtures, fittings and associated land.

(s) PERTH OVAL RESERVE STAGE 2

This reserve was established for work associated with the redevelopment, maintenance, repairs, upgrade and replacement of Perth Oval Stage 2 Project of buildings, fixtures, fittings and associated land.

(t) STATE INDOOR MULTI-USE SPORTS CENTRE RESERVE

At the Ordinary Council meeting of 23 July 2002, it was agreed to establish this reserve for works associated with the maintenance, repairs, alterations, upgrade and replacement of the proposed State Indoor Multi-Use Sports Centre buildings, major plant and equipment, fixtures, fittings and associated land.

(u) HYDE PARK LAKE RESERVE

At the Special Council Meeting held on 12 July 2005, this reserve was established for works associated with the investigation, maintenance, remedial works and rehabilitation of the Hyde Park Lakes and surrounds.

The following reserve funds will be used as and when the need arises:

- Administration Centre Reserve
- Land and Building Asset Acquisition Reserve
- Capital Reserve
- Aged Persons Senior Citizens Reserve
- Leederville Oval
- Len Fletcher Pavilion Reserve
- Strategic Waste Management Reserve
- Perth Oval Reserve
- Perth Oval Reserve Stage 2
- State Indoor Multi-Use Sports Centre Reserve
- Office Building Reserve
- Hyde Park Lake Reserve.

The following reserve funds are established to minimise the impact of major expenditure on any one budget and varying levels of expenditure will occur from year to year as required:

- Beatty Park Leisure Centre Reserve
- Car Parking Development Reserve
- Electronic Equipment Reserve
- Loftus Community Centre Reserve
- Loftus Recreation Centre Reserve
- Plant and Equipment Reserve
- Waste Management Reserve
- Underground Power Reserve
- Light Fleet Replacement Reserve.

Notes to and forming part of the Financial Statements for the year ended 30 June 2007

2005/06 Actual \$		2006/07 Budget \$	2006/07 Actual \$
Beatty Park Leisure Centre			
67,779	Opening Balance 1 July	74,448	64,367
104,168	Transfer from Accumulated Surplus	314,224	311,952
<u>(107,580)</u>	Transfer to Accumulated Surplus	<u>(235,255)</u>	<u>(138,024)</u>
64,367	Closing Balance 30 June	153,417	238,295
Strategic Waste Management			
26,887	Opening Balance 1 July	39,585	39,540
12,653	Transfer from Accumulated Surplus	13,369	13,954
<u>0</u>	Transfer to Accumulated Surplus	<u>0</u>	<u>0</u>
39,540	Closing Balance 30 June	52,954	53,494
Loftus Recreation Centre			
198,399	Opening Balance 1 July	218,553	227,129
52,199	Transfer from Accumulated Surplus	54,264	59,864
<u>(23,469)</u>	Transfer to Accumulated Surplus	<u>(195,000)</u>	<u>(195,000)</u>
227,129	Closing Balance 30 June	77,817	91,993
Loftus Community Centre			
50,117	Opening Balance 1 July	53,093	53,199
3,081	Transfer from Accumulated Surplus	2,863	3,535
<u>0</u>	Transfer to Accumulated Surplus	<u>(55,000)</u>	<u>0</u>
53,199	Closing Balance 30 June	956	56,734
Plant and Equipment Reserve			
579,203	Opening Balance 1 July	604,140	560,863
235,612	Transfer from Accumulated Surplus	120,153	131,804
<u>(253,952)</u>	Transfer to Accumulated Surplus	<u>(313,500)</u>	<u>(265,738)</u>
560,863	Closing Balance 30 June	410,793	426,929
Waste Management Reserve			
1,049,758	Opening Balance 1 July	1,081,510	1,084,003
244,545	Transfer from Accumulated Surplus	49,277	72,043
<u>(210,300)</u>	Transfer to Accumulated Surplus	<u>(260,000)</u>	<u>0</u>
1,084,003	Closing Balance 30 June	870,787	1,156,046
Land & Building Asset Acquisition			
287,071	Opening Balance 1 July	304,199	304,721
17,650	Transfer from Accumulated Surplus	16,313	20,252
<u>0</u>	Transfer to Accumulated Surplus	<u>(300,000)</u>	<u>0</u>
304,721	Closing Balance 30 June	20,512	324,973

Notes to and forming part of the Financial Statements for the year ended 30 June 2007

2005/06 Actual \$		2006/07 Budget \$	2006/07 Actual \$
Capital Reserve			
1,363,248	Opening Balance 1 July	1,346,334	1,349,562
83,820	Transfer from Accumulated Surplus	225,577	292,003
(97,506)	Transfer to Accumulated Surplus	(1,553,500)	(222,367)
<u>1,349,562</u>	Closing Balance 30 June	<u>18,411</u>	<u>1,419,198</u>
Administration Centre Reserve			
246,082	Opening Balance 1 July	304,992	291,278
41,237	Transfer from Accumulated Surplus	40,890	45,060
(14,041)	Transfer to Accumulated Surplus	(23,000)	(5,605)
<u>291,278</u>	Closing Balance 30 June	<u>322,882</u>	<u>330,733</u>
Car Parking Development Reserve			
83,747	Opening Balance 1 July	80,055	36,793
5,149	Transfer from Accumulated Surplus	521	2,446
(52,103)	Transfer to Accumulated Surplus	0	0
<u>36,793</u>	Closing Balance 30 June	<u>80,576</u>	<u>39,239</u>
Electronic Equipment Reserve			
87,064	Opening Balance 1 July	61,968	43,454
25,353	Transfer from Accumulated Surplus	21,778	23,032
(68,963)	Transfer to Accumulated Surplus	(48,200)	(17,661)
<u>43,454</u>	Closing Balance 30 June	<u>35,546</u>	<u>48,825</u>
Aged Persons Senior Citizens			
1,896,870	Opening Balance 1 July	2,009,500	2,013,500
116,630	Transfer from Accumulated Surplus	102,631	330,140
0	Transfer to Accumulated Surplus	0	0
<u>2,013,500</u>	Closing Balance 30 June	<u>2,112,131</u>	<u>2,343,640</u>
Leederville Oval Reserve			
105,671	Opening Balance 1 July	137,720	137,717
51,496	Transfer from Accumulated Surplus	53,362	55,606
(19,450)	Transfer to Accumulated Surplus	(12,000)	0
<u>137,717</u>	Closing Balance 30 June	<u>179,082</u>	<u>193,323</u>
Len Fletcher Pavilion Reserve			
332,808	Opening Balance 1 July	352,569	353,271
20,463	Transfer from Accumulated Surplus	17,858	23,479
0	Transfer to Accumulated Surplus	(350,000)	0
<u>353,271</u>	Closing Balance 30 June	<u>20,427</u>	<u>376,750</u>

Notes to and forming part of the Financial Statements for the year ended 30 June 2007

2005/06 Actual \$		2006/07 Budget \$	2006/07 Actual \$
Light Fleet Replacement Reserve			
100,305	Opening Balance 1 July	41,111	58,903
206,168	Transfer from Accumulated Surplus	202,575	197,777
(247,570)	Transfer to Accumulated Surplus	(212,250)	(239,756)
58,903	Closing Balance 30 June	31,436	16,924
Underground Power Reserve			
27,671	Opening Balance 1 July	29,314	29,372
1,701	Transfer from Accumulated Surplus	1,593	1,969
0	Transfer to Accumulated Surplus	0	0
29,372	Closing Balance 30 June	30,907	31,341
State Indoor Multi-use Sport Centre Reserve			
0	Opening Balance 1 July	1,908,920	1,889,737
1,900,000	Transfer from Accumulated Surplus	86,876	118,045
(10,263)	Transfer to Accumulated Surplus	(1,905,000)	(1,905,000)
1,889,737	Closing Balance 30 June	90,796	102,782
Perth Oval Reserve			
107,334	Opening Balance 1 July	212,671	213,934
106,600	Transfer from Accumulated Surplus	114,364	117,448
0	Transfer to Accumulated Surplus	0	(5,940)
213,934	Closing Balance 30 June	327,035	325,442
Perth Oval Reserve Stage 2			
500,000	Opening Balance 1 July	529,688	530,742
30,742	Transfer from Accumulated Surplus	28,467	35,274
0	Transfer to Accumulated Surplus	0	(158,820)
530,742	Closing Balance 30 June	558,155	407,196
Office Building Reserve			
65,000	Opening Balance 1 July	99,135	98,996
33,996	Transfer from Accumulated Surplus	36,043	37,549
0	Transfer to Accumulated Surplus	0	0
98,996	Closing Balance 30 June	135,178	136,545
Hyde Park Lake Reserve			
0	Opening Balance 1 July	105,860	(31,247)
0	Transfer from Accumulated Surplus	56,302	49,441
(31,247)	Transfer to Accumulated Surplus	(105,000)	(4,459)
(31,247)	Closing Balance 30 June	57,162	13,735
\$9,349,836	Total Cash Reserves at 30 June	\$5,586,960	\$8,134,135

Notes to and forming part of the Financial Statements for the year ended 30 June 2007

11. CASH AND CASH EQUIVALENT

2005/06		2006/07
\$		\$
8,004	Cash on Hand	11,328
0	Cash at Bank	1,473,132
12,221,030	Short Term Investments	12,307,836
<u>\$12,229,034</u>		<u>\$13,792,296</u>

The following restrictions have been imposed by regulations or other externally imposed requirements:

2005/06		2006/07
\$		\$
9,349,836	Reserves as shown in Note 10	8,134,135
20,859	Unspent Grants/Contributions	34,684
1,716,514	Bonds and Deposits Received in Advance	1,975,189
<u>11,087,209</u>	Total Restricted	<u>10,144,008</u>
1,141,825	Total Unrestricted	3,648,288
<u>\$12,229,034</u>		<u>\$13,792,296</u>

Notes to and forming part of the Financial Statements for the year ended 30 June 2007

12. NOTES TO THE CASH FLOW STATEMENT

(a) RECONCILIATION OF NET CASH PROVIDED BY OPERATING ACTIVITIES TO NET RESULT

2005/06		2006/07
\$		\$
1,106,616	Change in Net Assets Resulting from Operations	11,862,533
	Adjustment for items not involving the movement of Cash:	
5,389,060	Depreciation	5,487,378
<u>(1,855,303)</u>	(Gain)/Loss on Sale of Property, Plant and Equipment	<u>(1,426,273)</u>
4,640,373		15,923,638
	Revenues Provided by:	
<u>(543,109)</u>	Government Grants – Non-Operating	<u>(572,867)</u>
(543,109)		(572,867)
	Change in Operating Assets and Liabilities	
(9,662)	Increase/(Decrease) in Provisions	166,141
53,591	Increase/(Decrease) Income Received in Advance	(165,672)
125,927	Increase/(Decrease) in Accrued Expenses	(169,577)
(1,134,449)	Increase/(Decrease) in Creditors	1,334,315
138,359	Decrease/(Increase) in Debtors	(4,492,620)
0	Decrease/(Increase) in Investments	(1,323,930)
(51,078)	Decrease/(Increase) in Prepayments	32,455
(59,796)	(Increase)/Decrease in Stock on Hand	4,032
(58,598)	GST Movement	(41,806)
33,631	(Increase)/Decrease in Accrued Interest	106,088
<u>(962,075)</u>		<u>(4,550,574)</u>
<u>\$3,135,189</u>	Net Cash Provided by Operating Activities	<u>\$10,800,196</u>

(b) RECONCILIATION OF CASH

For the purposes of the cash flow statement the Town of Vincent considers cash to include cash on hand and in banks and investments net of outstanding bank overdrafts and non-cash investments. Cash at the end of the reporting period as shown in the Cash Flow Statement is reconciled to the related items in the statement of financial position as follows:

2005/06		2006/07
\$		\$
8,004	Cash on Hand	11,328
(506,471)	Cash at Bank	1,473,132
12,221,030	Short Term Investments	12,307,836
<u>\$11,722,563</u>		<u>\$13,792,296</u>

Notes to and forming part of the Financial Statements for the year ended 30 June 2007

13. SUPERANNUATION

The Town of Vincent complies with the minimum obligations under Federal Law and contributes in respect of its employees to one of the following superannuation plans:

WA LOCAL GOVERNMENT SUPERANNUATION PLAN

The Council contributes in respect of certain of its employees to an accumulated benefit superannuation fund established in respect of all Councils in the State. In accordance with statutory requirements, the Council contributes to the WA Local Government Superannuation Plan ("the plan") amounts nominated by the Council. As such, assets are accumulated in the plan to meet members' benefits as they accrue. The audited financial report of the plan as at 30 June 2006, which was not subject to audit qualification, indicates that the assets of the plan are sufficient to meet accrued benefits. No liability of the Council has been recognised as at the reporting date in respect of superannuation benefits for its employees.

CITY OF PERTH SUPERANNUATION FUND

The Council contributes in respect of certain former City of Perth employees to a defined benefit superannuation plan. In accordance with statutory requirements, the Council contributes to the City of Perth Superannuation Fund ("the plan") amounts determined by the plan actuary in respect of contributory members. In respect of non-contributory members, the Council contributes at the minimum Award/SGC contribution rate. As such, assets are accumulated in the plan to meet members' benefits as they accrue. The latest available audited financial report of the plan as at 30 June 2006, which was not subject to audit qualification, indicated that the assets of the plan are sufficient to meet accrued benefits. The last full actuarial assessment of the plan was undertaken as at 30 June 2002 by Mercer Human Resource Consulting Pty Ltd.

The employer contribution rate for contributory members is 14% of salary.

The amount of statutory superannuation contributions paid by the Council during the reporting period was \$861,247. During the 2005/06 year the contributions were \$820,255.

14. EMPLOYEES' REMUNERATION

Number of employees of the Council, in bands of \$10,000, entitled to an annual salary of \$100,000 or more:

Salary Range \$	2006	2007
100,000 - 109,999	-	-
110,000 - 119,999	3	3
120,000 - 129,999	-	-
130,000 - 139,999	-	-
140,000 - 149,999	-	-
150,000 - 159,999	1	1

15. EMPLOYEE NUMBERS

	2006	2007
The number of full-time equivalent employees at balance date	196	208

16. CONTINGENT LIABILITIES

An Ordinary Council Meeting will be held at Town of Vincent prior to the end of the calendar year to accept the Deed of Guarantee to satisfy the financial security requirements relating to the tender currently under review by the Mindarie Regional Council for the construction of a Resource Recovery Facility at Neerabup. The Town's maximum exposure under the Deed of Guarantee is \$7.33 million. The Deed of Guarantee will only crystallise if:

- Mindarie Regional Council is unable to meet the payments and there is a Mindarie Regional Council default under the Resource Recovery Facility Agreement (RRFA);
- There is a Force Majeure Event.

Force Majeure Events will be limited due to insurance and can be narrowed down to the following:

- War risks, confiscations, nationalisation;
- Nuclear attacks, radiation, contamination by radio activity from nuclear waste etc;
- Sea damage, tidal wave or high water or storm surge;
- Spontaneous combustion, fermentation or any process involving application of heat.

Notes to and forming part of the Financial Statements for the year ended 30 June 2007

18. OPERATING LEASE COMMITMENTS

At the reporting date, the Town of Vincent had the following obligations under non-cancelable operating leases (these obligations are not recognised as liabilities):

2005/06		2006/07
\$		\$
29,662	Not longer than one year	56,379
25,743	Longer than one year and not longer than two years	53,693
26,546	Longer than two years and not longer than five years	62,236
-	Longer than five years	-
<u>\$81,951</u>		<u>\$172,308</u>

At the reporting date the Town of Vincent has no obligations for other finance lease commitments.

19. TRUST FUNDS

Funds over which the Town has no control and which are not included in the Financial Statements are as follows:

2005/06		2006/07
\$		\$
26,605	Opening Balance	19,302
	Receipts	
0	Unclaimed Monies	0
<u>0</u>	Total Receipts	<u>0</u>
	Payments	
7,303	Unclaimed Monies	427
<u>7,303</u>	Total Payments	<u>427</u>
<u>\$19,302</u>	Closing Balance	<u>\$18,875</u>

As the Town performs only a custodial role in respect of these monies and because the monies cannot be used for Council purposes, they are excluded from the Financial Statements.

Notes to and forming part of the Financial Statements for the year ended 30 June 2007

20. OTHER FINANCIAL ASSETS

INTEREST IN REGIONAL COUNCIL

(a) Mindarie Regional Council

The Mindarie Regional Council was formally constituted in December 1987. The Town of Vincent, along with the Cities of Perth, Wanneroo, Joondalup, Stirling and Towns of Victoria Park and Cambridge, is a member of the Mindarie Regional Council. The primary function of the Regional Council under the constitution agreement is for the orderly and efficient treatment and/or disposal of waste.

The Town of Vincent has a one twelfth (1/12) equity in the land and assets of the refuse disposal facility as per the constitution amendment (dated 25 November 1996) that recognises the Town as a member of the Mindarie Regional Council. The net assets of Mindarie Regional Council as at 30 June 2006 per the audited accounts were \$9,587,815.

	2005/2006	2006/2007
	\$	\$
Non-Current Assets		
Other Financial Assets	100,541	100,541

(b) Tamala Park Regional Council

The Tamala Park Regional Council was formally constituted in February 2006.

The Town of Vincent along with the Cities of Joondalup, Wanneroo, Stirling, Perth and the Towns of Cambridge and Victoria Park, is a member of the Tamala Park Regional Council. The seven participants are joint owners of Lot 118 Mindarie, which is an area of 432 hectares situated in the local authority district of Wanneroo. Part of the land is used by the Mindarie Regional Council as a refuse landfill.

The Tamala Park Regional Council has been established for the specific purpose of creating an urban development of 165 hectares immediately north of the area leased to the Mindarie Regional Council.

	2005/2006	2006/2007
	\$	\$
Non-Current Assets		
Other Financial Assets	-	1,323,930

21. FEES AND CHARGES BY PROGRAMME

Programme	2005/2006	2006/2007
	\$	\$
Governance	168,096	140,187
General Purpose Funding	0	0
Law & Order and Public Safety	49,754	46,441
Health	8,752	26,322
Education and Welfare	156,937	187,531
Community Amenities	82,644	86,006
Recreation and Culture	5,478,709	5,892,208
Transport	2,404,257	2,650,665
Economic Services	40,277	73,186
Other Property and Services	680,990	953,355
General Administration	34,042	109,711
	\$9,104,458	\$10,165,612

Notes to and forming part of the Financial Statements for the year ended 30 June 2007

22. MEMBERS' FEES AND ALLOWANCES

	Fee \$	Budget 2006/07 \$	Actual 2006/07 \$
Annual Meeting Fee (Section 5.99)			
Mayor	14,000		
Councillors (8)	7,000	70,000	70,000
Total Annual Meeting Fee		<u>\$70,000</u>	<u>\$70,000</u>
Annual Allowance (Section 5.98 (5)(b))			
Mayor	41,500	41,500	46,374
Deputy Mayor	10,900	10,900	11,820
Total Annual Allowance		<u>\$52,400</u>	<u>\$58,194</u>
Prescribed Expense Reimbursement (Section 5.98 (2))			
Telephone Rental/Call Costs/ Connection/Reconnection		18,000	11,385
Travelling Expenses		2,000	402
Child Care		1,000	0
Stationery/Printing		2,000	548
Other expenses		3,500	0
Total Expense Reimbursement		<u>\$26,500</u>	<u>\$12,335</u>

Notes to and forming part of the Financial Statements for the year ended 30 June 2007

23. STATEMENT OF RATING INFORMATION

	Actual		Rateable	Rate in	Budget	Actual
	2005/06		Value	Dollar	2006/07	2006/07
	\$		\$	Cents	\$	\$
RATE REVENUE						
Gross Rental Values						
General Rate	13,306,149	14,481 Assessments	174,853,483	8.065	14,102,445	14,109,108
		Minimum Rate				
	776,640	1625 Assessments @ \$496	8,045,290	@496	806,000	806,000
	248,761	Interim Rates	1,389,274	8.065	240,000	112,045
	13,137	Back Rates	168,423	Various	9,000	3,451
	14,344,687	Total General Rates Levied	182,898,777		15,157,445	15,030,604
		Ex Gratia Rates				
	54,266	58 Assessments	695,710	8.065	55,000	56,108
	14,398,953		183,592,053		15,212,445	15,086,712
	(28,945)	Less Rates Written Off			(25,000)	(32,944)
	14,370,008	Total Amount Made Up From Rates			15,187,445	15,053,768
		Plus Non-Payment Penalties				
	59,283	Instalment Interest @ 5.5%			61,600	60,422
	54,987	Penalty Interest @ 11%			62,000	45,399
	48,480	Administration Charge – \$4 per instalment			50,400	47,728
	44,951	Legal Costs Recovered			2,000	40,767
	\$14,577,709				\$15,363,445	\$15,248,084

Council issued rates on 2 August 2006, with payment to be made either in full by 6 September 2006 (35 days from date of issue of notices) or by four instalments as provided for in the *Local Government Act 1995*.

The due dates for each instalment were:

- First Instalment 6 September 2006
- Second Instalment 7 November 2006
- Third Instalment 5 January 2007
- Fourth Instalment 7 March 2007

Notes to and forming part of the Financial Statements for the year ended 30 June 2007

24. FINANCIAL INSTRUMENTS

Significant Accounting Policies

Details of the significant policies and methods adopted, including the criteria for recognition, the basis of measurement and the basis on which revenues and expenses are recognised, in respect of each class of financial asset, financial liability and equity instrument are disclosed in Note 1 to the accounts.

Interest Rate Risk

The following table details the Council's exposure to interest rate risk as at the reporting date:

2007	Average Interest Rate %	Variable Interest Rate \$	Fixed Interest Rate Less Than 1 Year \$	Fixed Interest Rate 1 Year to 5 Years \$	Fixed Interest Rate More than 5 Years \$	Non-Interest Bearing \$	Total \$
Financial Assets							
Cash	6.14		1,473,132			11,328	1,484,460
Rate Receivables	5.5	146,899					146,899
Other Receivables						5,635,049	5,635,049
Investments	6.46		12,307,836				12,307,836
		146,899	13,780,968	-	-	5,646,377	19,574,244
Financial Liabilities							
Trade Payables						3,480,174	3,480,174
Borrowings			857,881	2,399,316	6,399,548		9,656,746
		-	857,881	2,399,316	6,399,548	3,480,174	13,136,920
2006	Average Interest Rate %	Variable Interest Rate \$	Fixed Interest Rate Less Than 1 Year \$	Fixed Interest Rate 1 Year to 5 Years \$	Fixed Interest Rate More than 5 Years \$	Non-Interest Bearing \$	Total \$
Financial Assets							
Cash	5.45		8,004				8,004
Rate Receivables	5.4	130,769					130,769
Other Receivables						1,081,517	1,081,517
Investments	5.80		12,221,030				12,221,030
		130,769	12,229,034	-	-	1,081,517	13,441,320
Financial Liabilities							
Trade Payables						2,187,199	2,187,199
Borrowings			684,642	998,917	9,437,911		11,121,470
		-	684,642	998,917	9,437,911	2,187,199	13,308,669

Notes to and forming part of the Financial Statements for the year ended 30 June 2007

Credit Risk

Credit Risk refers to the risk that counterparty will default on its contractual obligations resulting in financial loss to the Council. The Council has adopted the policy of only dealing with creditworthy counterparties, and obtaining sufficient collateral or other security where appropriate, as a means of mitigating the risk of financial loss from defaults. The Council measures credit risk on a fair value basis.

The Council does not have any significant credit risk exposure to any single counterparty or any group of counterparties having similar characteristics.

Net Fair Value

The carrying amount of financial assets and financial liabilities recorded in the financial statements represents their respective net fair values, determined in accordance with the accounting policies disclosed in Note 1 to the accounts.

25. REMUNERATION OF AUDITORS

2005/06		2006/07
\$		\$
9,000	Auditing the Financial Report	9,450
<u>\$9,000</u>		<u>\$9,450</u>

26. STOCK

2005/06		2006/07
\$		\$
93,607	Stock held at the Depot	169,454
168,407	Retail Stock – Beatty Park	88,527
<u>\$262,014</u>		<u>\$257,981</u>

Notes to and forming part of the Financial Statements for the year ended 30 June 2007

27. FINANCIAL RATIOS OF THE ACCOUNTS

	2005	2006	2007
a) Current Ratio <u>(current assets minus restricted assets)</u> (current liabilities minus liabilities associated with restricted assets)	1.19:1	1.17:1	2.80:1
b) Debt Ratio <u>total liabilities</u> total assets	11.4%	11.4%	10.6 %
c) Outstanding Rates Ratio <u>rates outstanding</u> rates collectable	1.29%	0.94%	0.89%
d) Rate Coverage Ratio <u>net rate revenue</u> operating revenue	48.9%	49.5%	39.3%
e) Debt Service Ratio <u>debt service cost</u> available operating revenue	8.7%	2.9%	14.1%
f) Untied cash to Trade Creditors Ratio <u>untied cash</u> unpaid trade creditors	1.46:1	4.56:1	2.51:1
g) Gross Debt to Revenue Ratio <u>gross debt</u> total revenue	45.1%	38.5%	23.8%
h) Gross Debt to Economically Realisable Assets Ratio gross debt economically realisable assets	16.8%	16.4%	19.2%

Notes to and forming part of the Financial Statements for the year ended 30 June 2007

28. BUDGET COMPARISONS

	2007 Budget \$	2007 Actual \$
a) Non-Operating Income and Expenditure		
The following non-operating income and expenditure and movements to and from reserve accounts are not included in the operating statement.		
Non-Operating Income		
Proceeds on sale of assets	276,750	1,659,047
Transfers from Reserves	5,567,705	1,942,669
Non-Operating Expenditure		
Transfer to Reserves	1,530,833	3,158,371
Capital Acquisitions		
Land and Buildings	11,885,050	0
Plant and Equipment	643,925	778,092
Furniture and Equipment	98,800	43,514
Infrastructure Assets	7,010,613	2,402,390
Work in Progress	0	6,932,715

b) Net Current Asset Position

The net current asset position balance carried forward from the previous financial year after adjustment for Restricted Assets for the purpose of the 2006/2007 budget was \$2,346,740.

The actual net current asset position balance shown in the audited financial report as at 30 June 2006 and after adjustment for Restricted Assets was \$735,980.

29. ECONOMIC DEPENDENCY

A significant portion of revenue is received by way of grants from the State and Federal Governments. The total of grant revenue from government sources is disclosed in Note 12a.



TOWN OF VINCENT

In late 1995 a public competition was conducted to design and create the Town's corporate logo. The joint winners of the competition were Renato Perino and Paul Glasson. The logo was adopted by the Council on 12 February 1996.

The logo concept has been developed combining some of the elements that characterise the diversity of the area. These include:

THE SUN – symbolising warmth and energy, reflecting the pleasant lifestyle in this area.

THE TREE BRANCH – symbolising the lush, well-kept parks and gardens and a strong commitment to a clean, healthy and safe environment, which are aspects of the Town's outdoors.

THE BIRD – symbolising peace, harmony and friendliness which prevails within the Town.

THE CORNICE – symbolising the architectural and historic aspect of the area, the cornice features on many character houses and buildings – many of which were built in the late 1890s and early 1900s.

THE DIAMOND SHAPE – symbolising strength and prosperity.

The colour values of maroon/deep red are closely associated with the heritage and represent action, youth and vitality which symbolises the Town. The direct opposite colour is green/blue and represents strength and reliability.



TOWN OF VINCENT

Administration and Civic Centre
244 Vincent Street (cnr Loftus), Leederville WA 6007

Phone: 9273 6000 Fax: 9273 6099 TTY: 9273 6078

Email: mail@vincent.wa.gov.au

Website: www.vincent.wa.gov.au